



US00D733031S

(12) **United States Design Patent**  
**Hörlin et al.**

(10) **Patent No.:** **US D733,031 S**  
(45) **Date of Patent:** **\*\* Jun. 30, 2015**

(54) **AIRCRAFT WITH TOP WINDOW**  
(71) Applicant: **DASSAULT AVIATION**, Paris (FR)  
(72) Inventors: **Fabien Hörlin**, Boulogne-Billancourt (FR); **Benoît Gauthier**, Suresnes (FR)  
(73) Assignee: **DASSAULT AVIATION**, Paris (FR)  
(\*\*) Term: **14 Years**  
(21) Appl. No.: **29/486,135**  
(22) Filed: **Mar. 26, 2014**  
(51) **LOC (10) Cl.** ..... **12-07**  
(52) **U.S. Cl.**  
USPC ..... **D12/345**  
(58) **Field of Classification Search**  
USPC ..... D12/319–345, 182, 183, 196;  
D25/48.7, 60  
CPC ..... B64C 1/00; B64C 1/14; B64C 1/1476;  
B64C 1/1484; B64C 1/1492; B60J 1/00;  
B60J 1/02; B60J 1/08; B60J 1/10; B60J 1/18  
See application file for complete search history.

3,924,826 A \* 12/1975 Reinert ..... 244/129.3  
6,568,626 B2 \* 5/2003 Fontaine ..... 244/1 R  
D497,586 S \* 10/2004 Ferguson ..... D12/345  
D512,954 S \* 12/2005 Guard et al. .... D12/345  
7,380,752 B2 \* 6/2008 Guard et al. .... 244/118.5  
D580,846 S \* 11/2008 Bladt et al. .... D12/345  
D612,317 S \* 3/2010 Stinemetze et al. .... D12/319  
D620,875 S \* 8/2010 Chang et al. .... D12/345  
D625,679 S \* 10/2010 Stinemetze et al. .... D12/319  
7,967,253 B2 \* 6/2011 Ferguson et al. .... 244/130  
D688,194 S \* 8/2013 Robinson et al. .... D12/345  
2005/0044712 A1 \* 3/2005 Gideon et al. .... 29/897.32

\* cited by examiner

*Primary Examiner* — Martie K Holtje

(74) *Attorney, Agent, or Firm* — B. Aaron Schulman, Esq.;  
Stites & Harbison, PLLC

(57) **CLAIM**

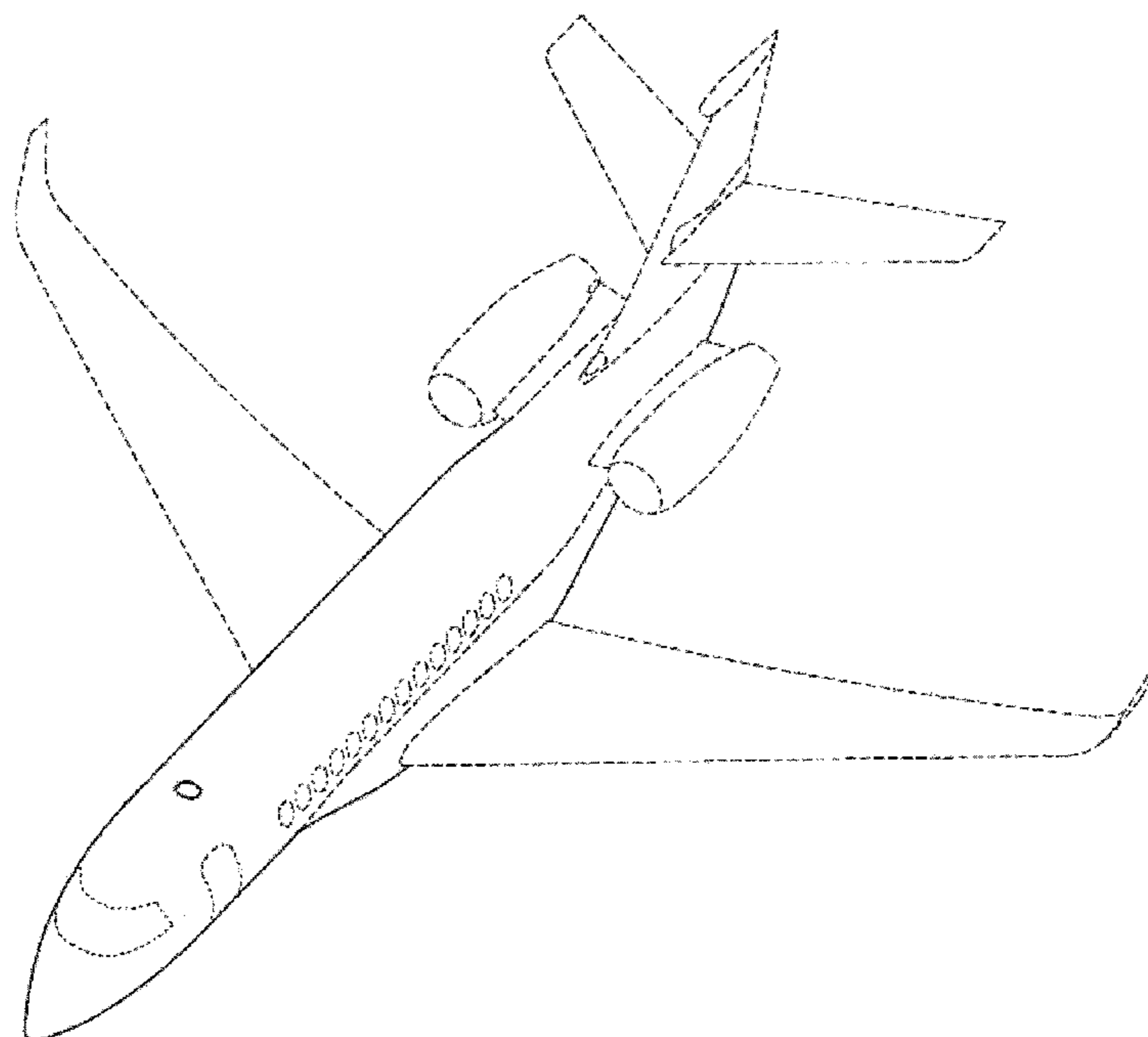
The ornamental design for an aircraft with top window, as shown and described.

**DESCRIPTION**

FIG. 1 is a top, front and right side perspective view of an aircraft with top window showing the new design.  
FIG. 2 is a top and front perspective view thereof.  
FIG. 3 is a right side view thereof, the left side view being a mirror image; and,  
FIG. 4 is a top view thereof.  
The broken lines shown in the drawings illustrate portions of the aircraft that form no part of the claimed design.

**1 Claim, 4 Drawing Sheets**

(56) **References Cited**  
U.S. PATENT DOCUMENTS  
1,501,522 A \* 7/1924 Clark ..... 244/129.3  
2,084,790 A \* 6/1937 Canney ..... 244/119  
2,258,724 A \* 10/1941 Wagner et al. .... 52/200  
2,385,684 A \* 9/1945 Rogers, Sr. et al. .... 244/121  
2,575,757 A \* 11/1951 Hardy ..... 52/202  
2,701,899 A \* 2/1955 Krupp ..... 49/477.1



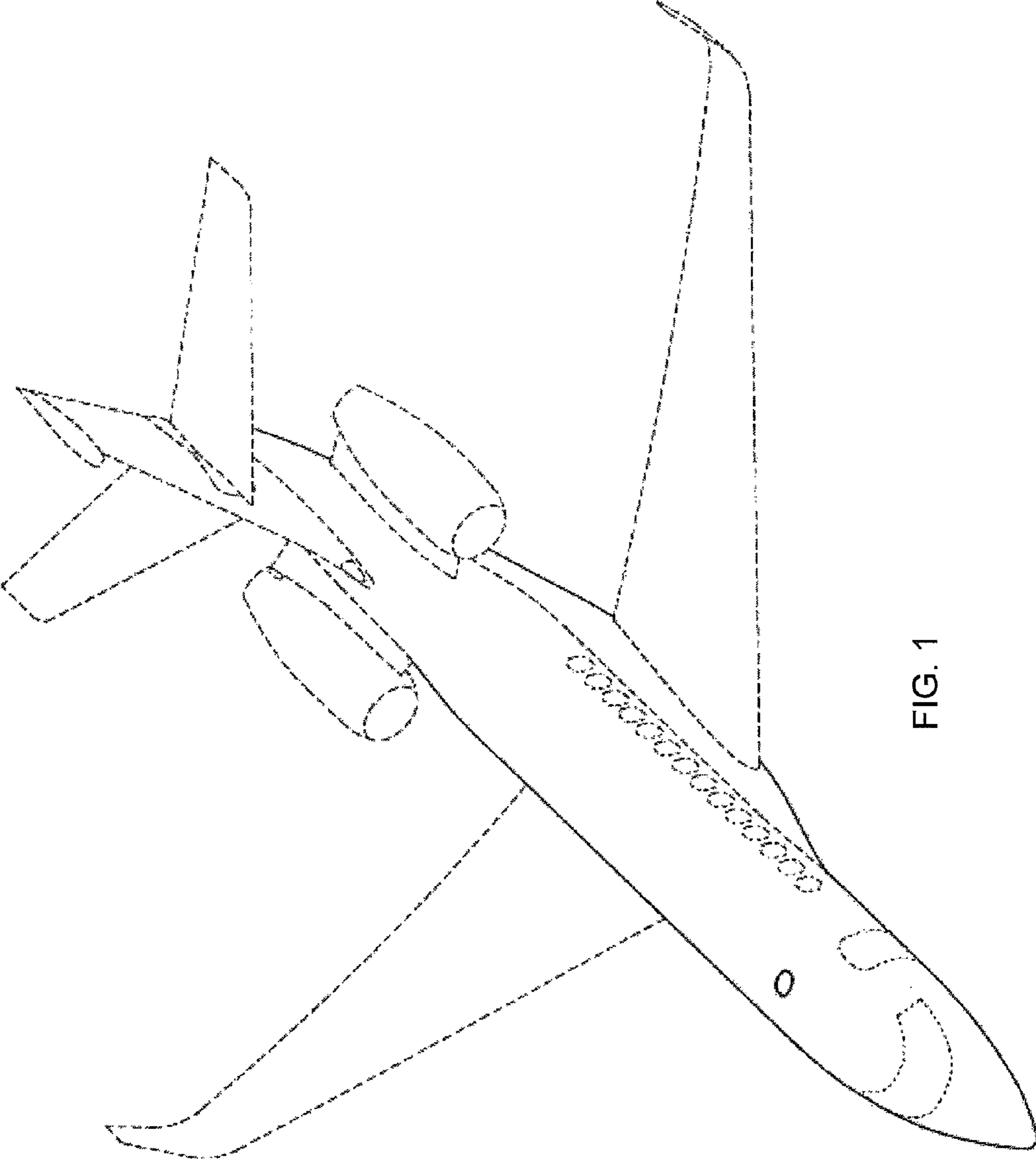


FIG. 1

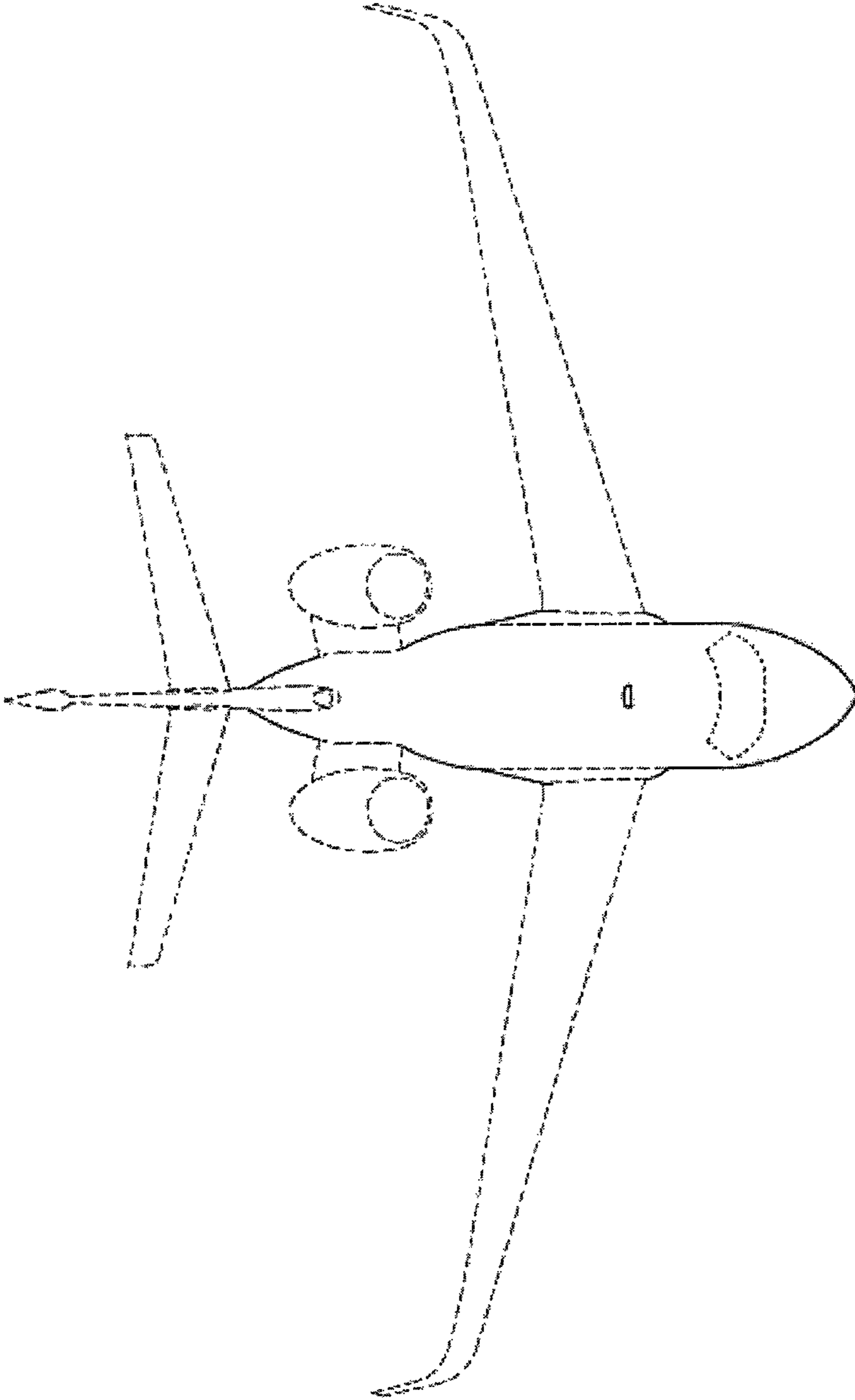


FIG. 2

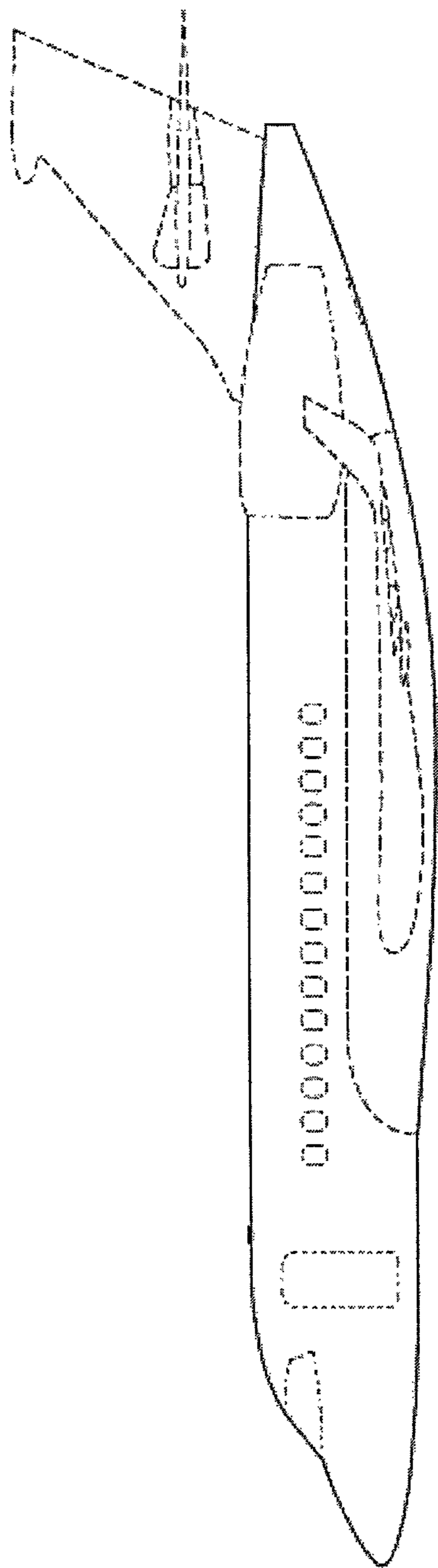


FIG. 3

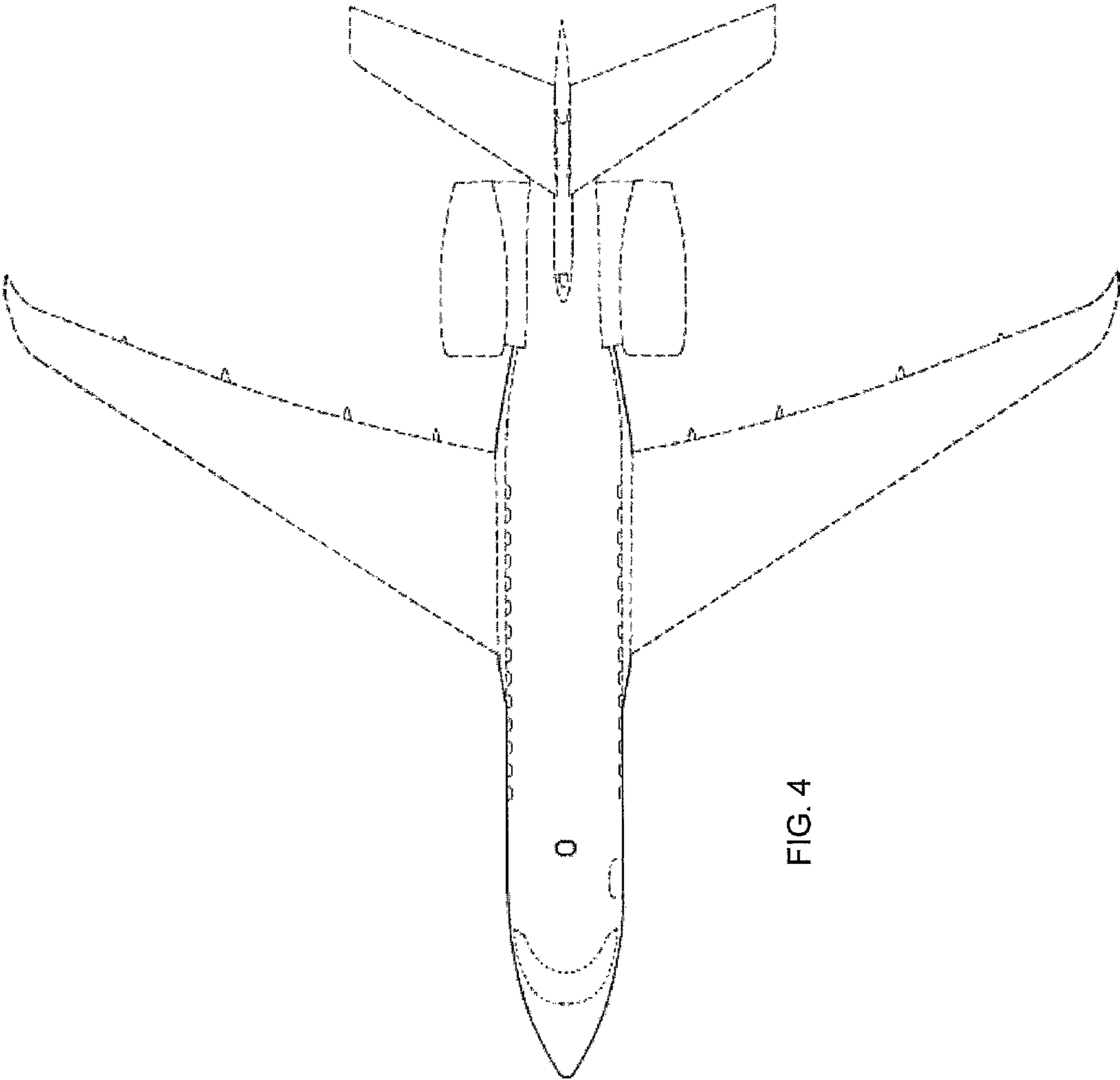


FIG. 4