



US00D733028S

(12) **United States Design Patent**
Cote et al.

(10) **Patent No.:** **US D733,028 S**
(45) **Date of Patent:** **** Jun. 30, 2015**

- (54) **PERSONAL WATERCRAFT DECK**
- (71) Applicant: **BOMBARDIER RECREATIONAL PRODUCTS INC., Valcourt (CA)**
- (72) Inventors: **Andre Cote, Longueuil (CA); Steve Tetreault, Sherbrooke (CA); Arik Schwarz, Waterloo (CA); Christian Lepine, Bromont (CA); Philippe Petit, Orford (CA)**
- (73) Assignee: **BOMBARDIER RECREATIONAL PRODUCTS INC., Valcourt (CA)**

- D479,702 S 9/2003 Cassell et al.
- D485,527 S 1/2004 Cassell et al.
- 6,843,192 B1 * 1/2005 Nugteren et al. 114/55.5
- D510,900 S 10/2005 Bucaccio et al.
- D511,320 S 11/2005 Bucaccio et al.
- D516,006 S 2/2006 Bucaccio et al.

(Continued)

Primary Examiner — Cynthia M Chin
(74) *Attorney, Agent, or Firm* — BCF LLP

(57) **CLAIM**
The ornamental design for a personal watercraft deck, as shown and described.

- (**) Term: **14 Years**
- (21) Appl. No.: **29/511,354**
- (22) Filed: **Dec. 10, 2014**

DESCRIPTION

FIG. 1 is a right side elevation view of a personal watercraft deck according to our design;
 FIG. 2 is a front elevation view of the personal watercraft deck of FIG. 1;
 FIG. 3 is a left side elevation view of the personal watercraft deck of FIG. 1;
 FIG. 4 is a rear elevation view of the personal watercraft deck of FIG. 1;
 FIG. 5 is a top plan view of the personal watercraft deck of FIG. 1;
 FIG. 6 is a bottom plan view of the personal watercraft deck of FIG. 1;
 FIG. 7 is a perspective view taken from a front, right side of the personal watercraft deck of FIG. 1;
 FIG. 8 is a perspective view taken from a rear, right side of the personal watercraft deck of FIG. 1;
 FIG. 9 is a perspective view taken from a front, left side of the personal watercraft deck of FIG. 1; and,
 FIG. 10 is a perspective view taken from a rear, left side of the personal watercraft deck of FIG. 1.
 Throughout the Figures, where shown, the broken lines showing additional structure of the personal watercraft deck and features thereof and/or its environment are for illustrative purposes only and form no part of the claimed design.

Related U.S. Application Data

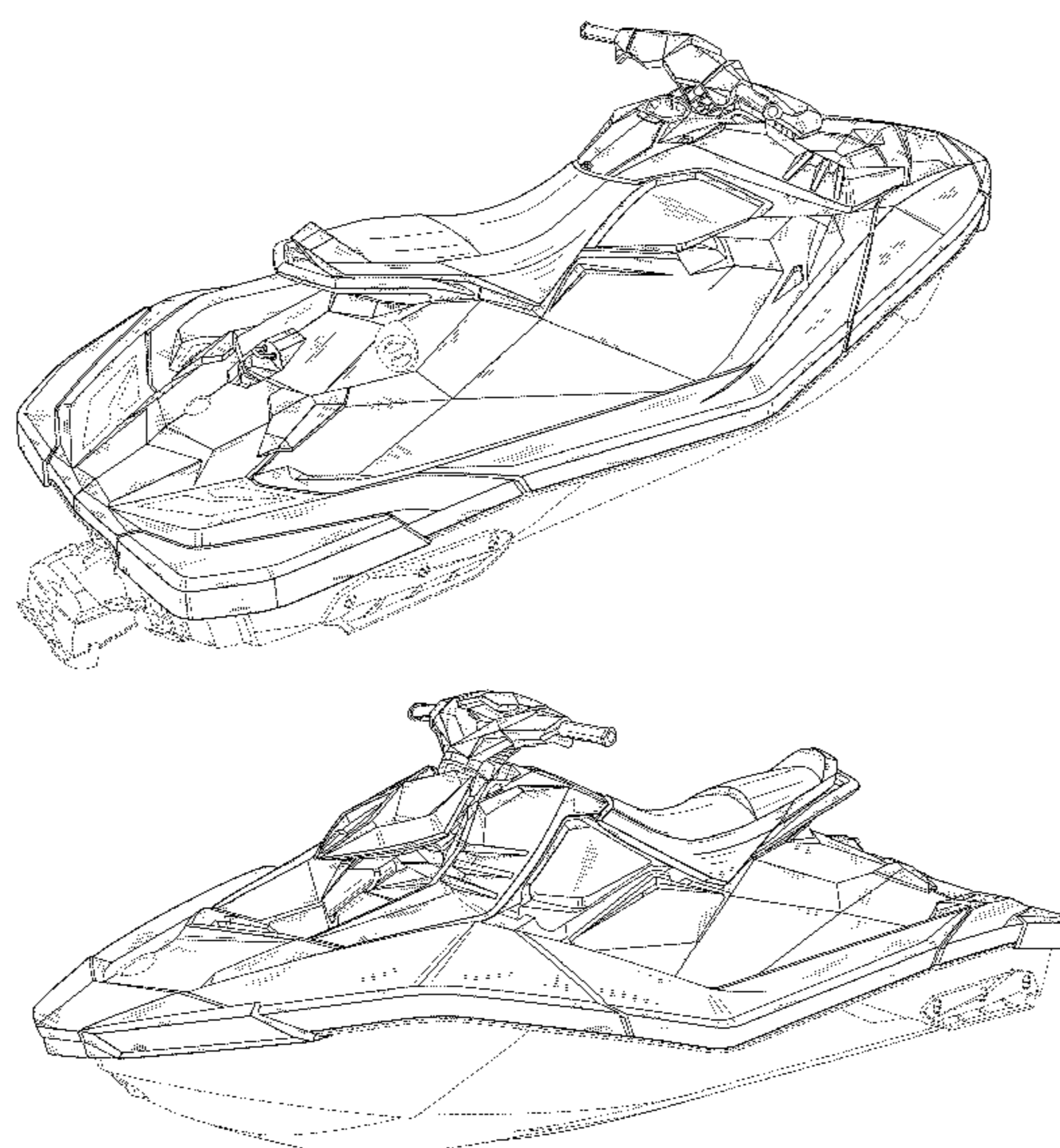
- (62) Division of application No. 29/444,551, filed on Jan. 31, 2013, now Pat. No. Des. 721,634.
- (51) **LOC (10) Cl.** **12-06**
- (52) **U.S. Cl.**
USPC **D12/307; D12/317**
- (58) **Field of Classification Search**
USPC D12/6-11, 119, 300-318; 114/55.5, 114/55.51-55.58, 345; D21/770
CPC B63B 35/73; B63B 35/731; F02B 61/045
See application file for complete search history.

(56) **References Cited**

U.S. PATENT DOCUMENTS

- D307,414 S 4/1990 Lapointe
- D325,556 S 4/1992 LaPointe
- D326,839 S 6/1992 LaPointe
- D399,182 S 10/1998 Lapointe et al.
- D462,931 S 9/2002 Aselton et al.
- D464,015 S 10/2002 Bucaccio et al.
- D464,016 S * 10/2002 Orr et al. D12/307

1 Claim, 10 Drawing Sheets



(56)

References Cited

U.S. PATENT DOCUMENTS

D516,993 S	3/2006	Bucaccio et al.		7,467,594 B1 *	12/2008	Duquette et al.	114/55.5
7,018,251 B2 *	3/2006	Iwakami et al.	440/42	D603,319 S	11/2009	Cote et al.	
D519,437 S	4/2006	Bucaccio et al.		D608,719 S	1/2010	Cote et al.	
D519,438 S	4/2006	Bucaccio et al.		7,699,010 B2	4/2010	Spade et al.	
D519,909 S	5/2006	Bucaccio et al.		D632,632 S	2/2011	Cote	
D527,701 S	9/2006	Bucaccio et al.		D636,321 S *	4/2011	Cote	D12/317
D550,603 S	9/2007	Cote et al.		D636,322 S *	4/2011	Cote	D12/317
D569,330 S	5/2008	Hattori et al.		D636,323 S *	4/2011	Cote	D12/317
D569,781 S	5/2008	Hattori et al.		D636,324 S *	4/2011	Cote	D12/317
D575,720 S *	8/2008	Kato et al.	D12/307	D637,544 S	5/2011	Cote et al.	
				D693,286 S	11/2013	Cote et al.	
				2004/0007167 A1	1/2004	Cassell	
				2004/0168622 A1	9/2004	Thompson et al.	

* cited by examiner

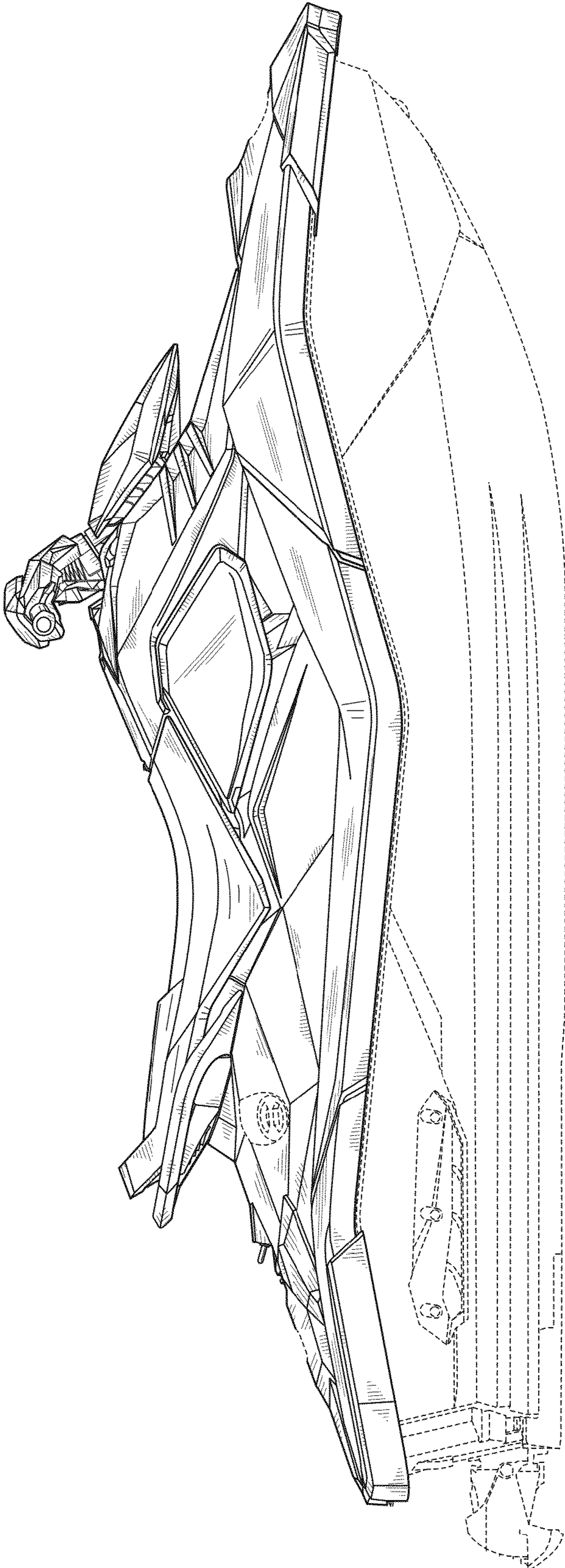


FIG.1

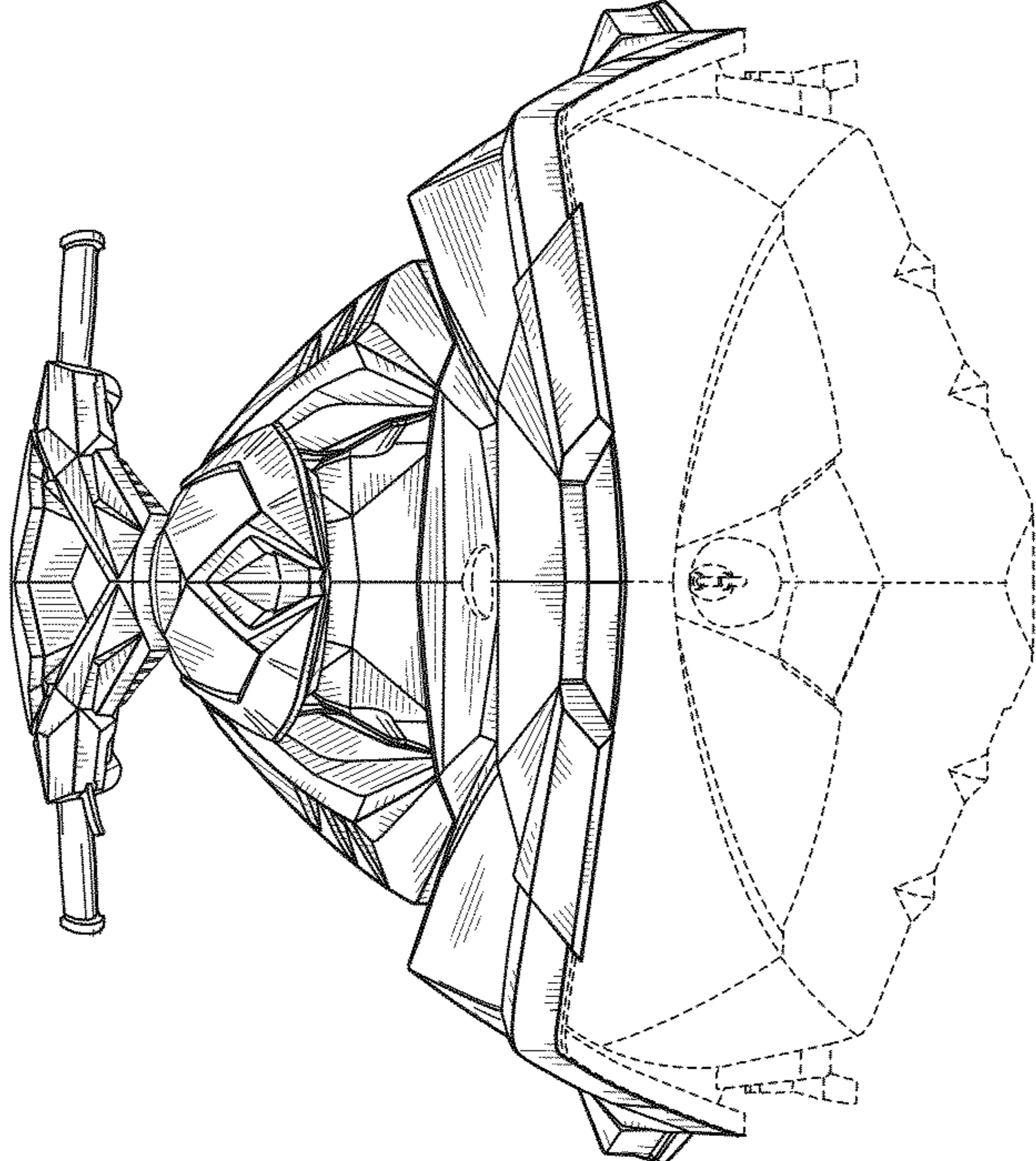


FIG.2

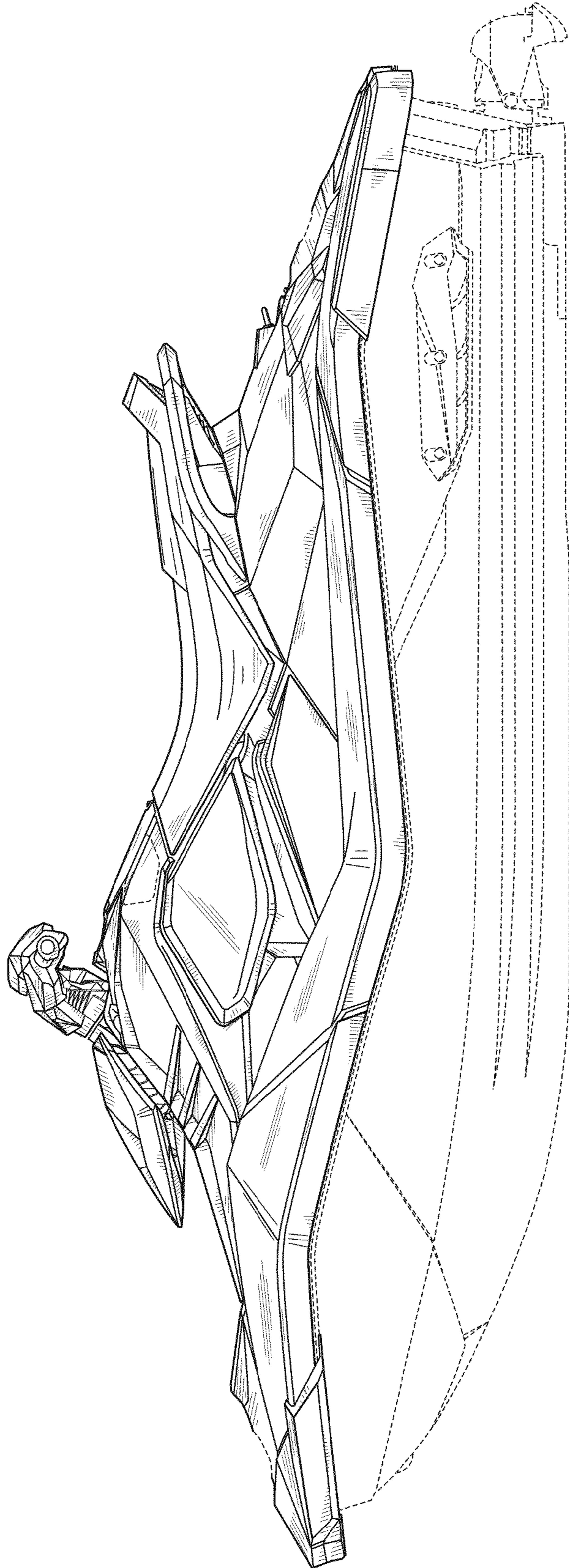


FIG. 3

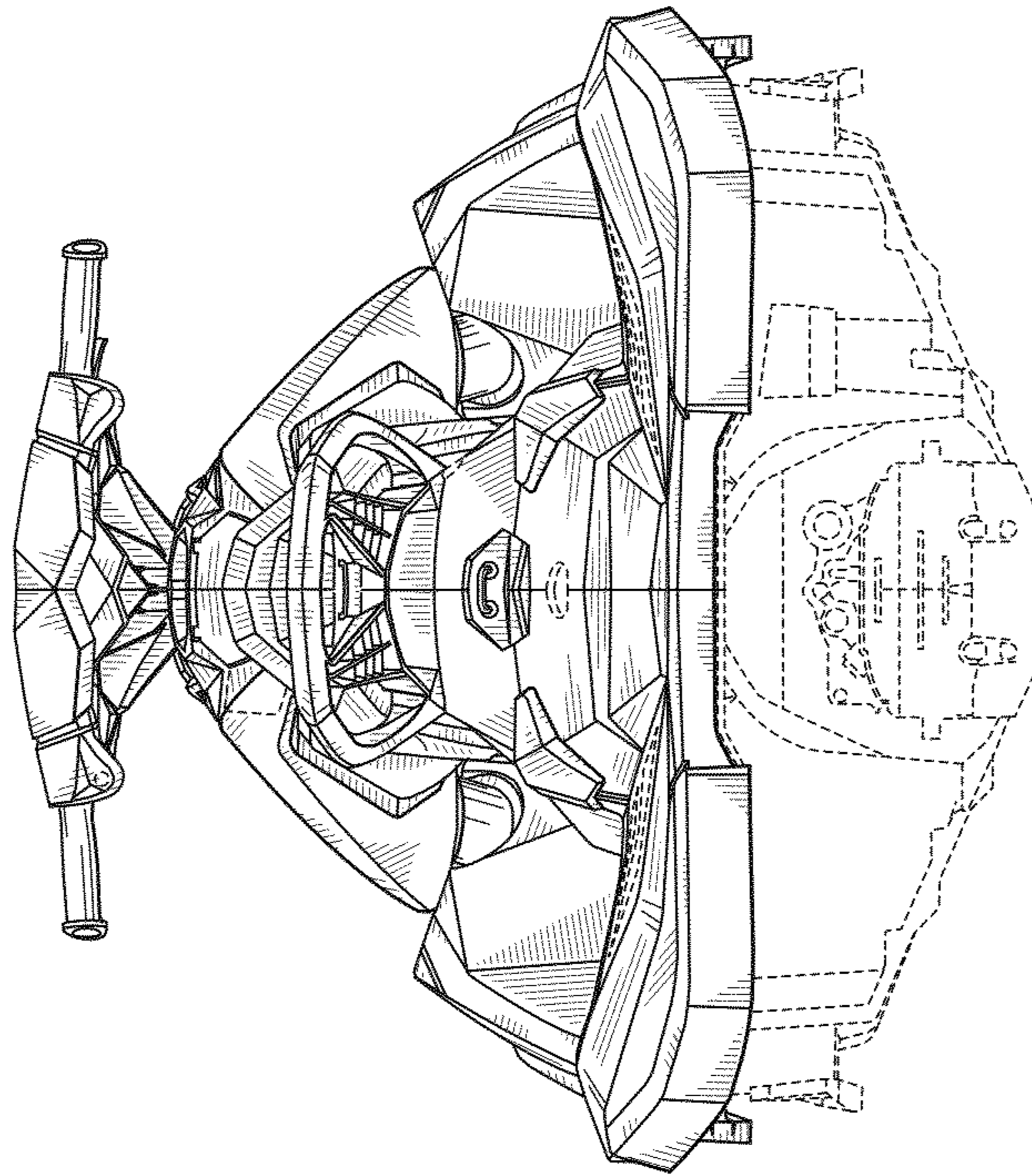


FIG.4

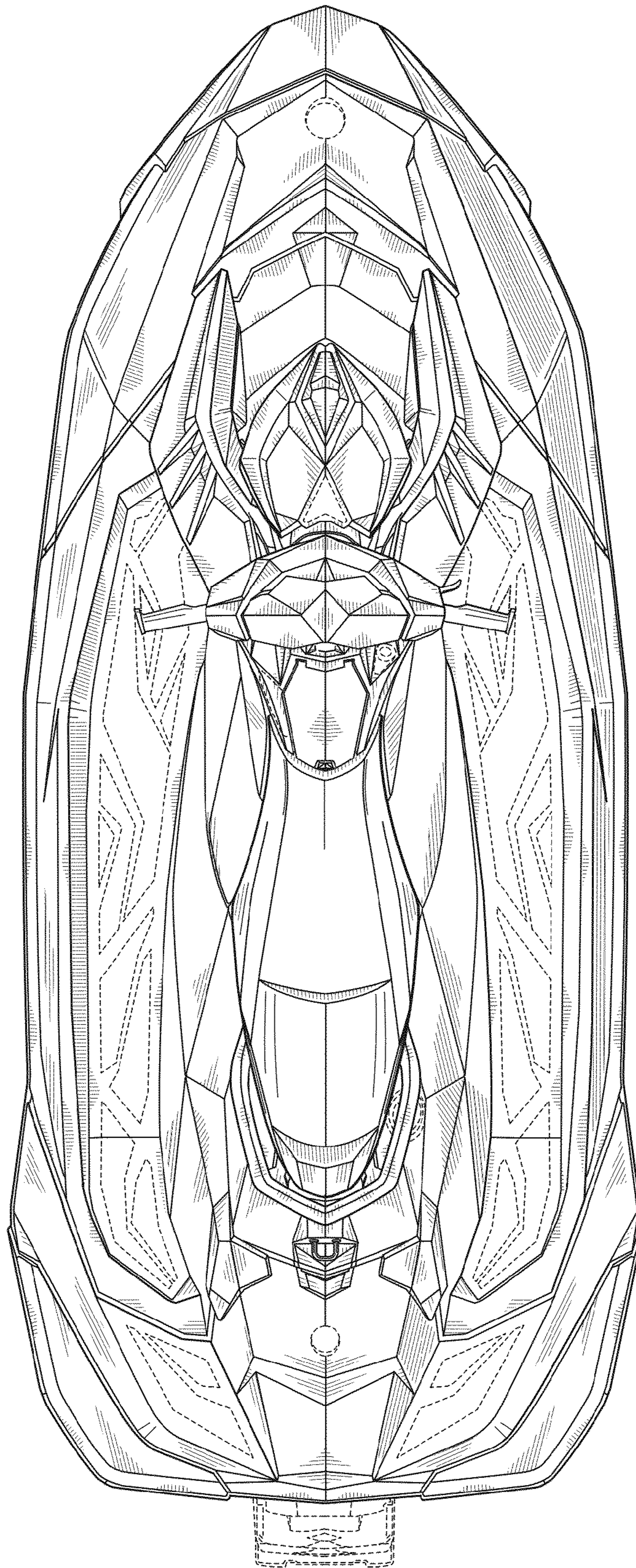


FIG. 5

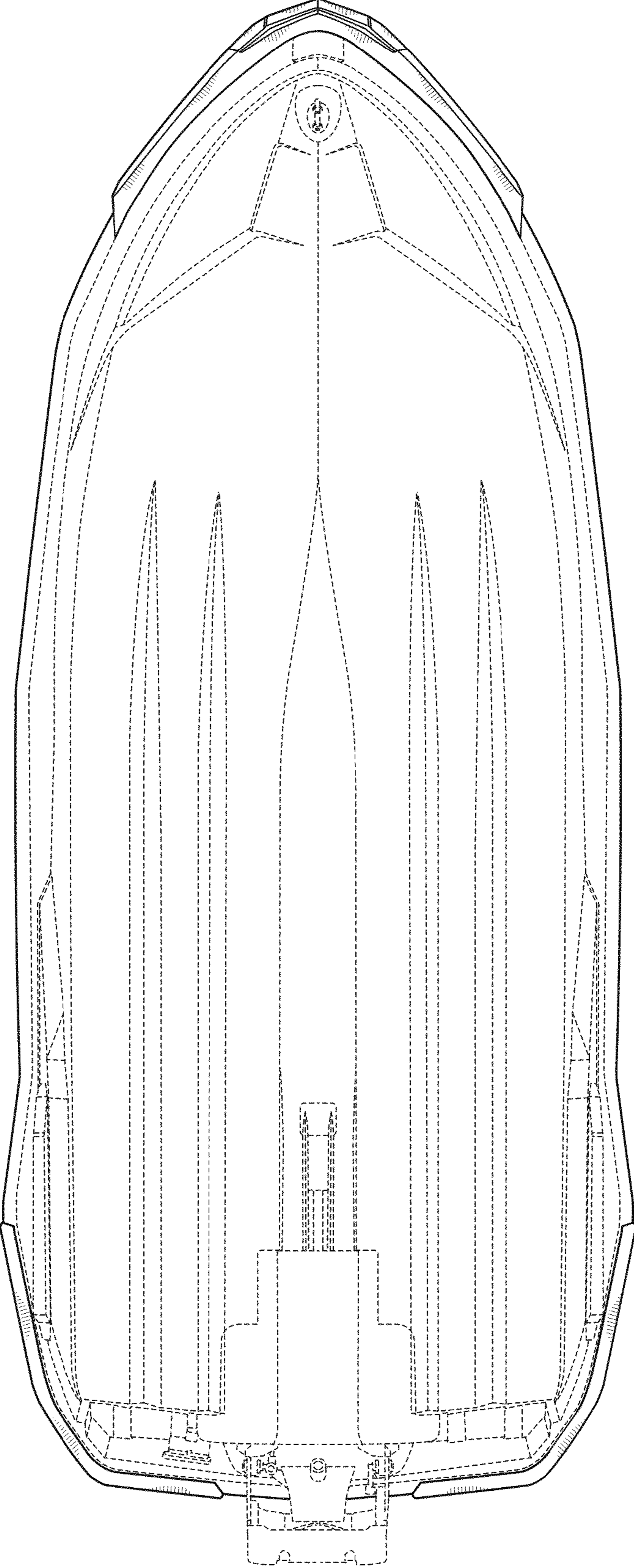


FIG. 6




FIG. 7

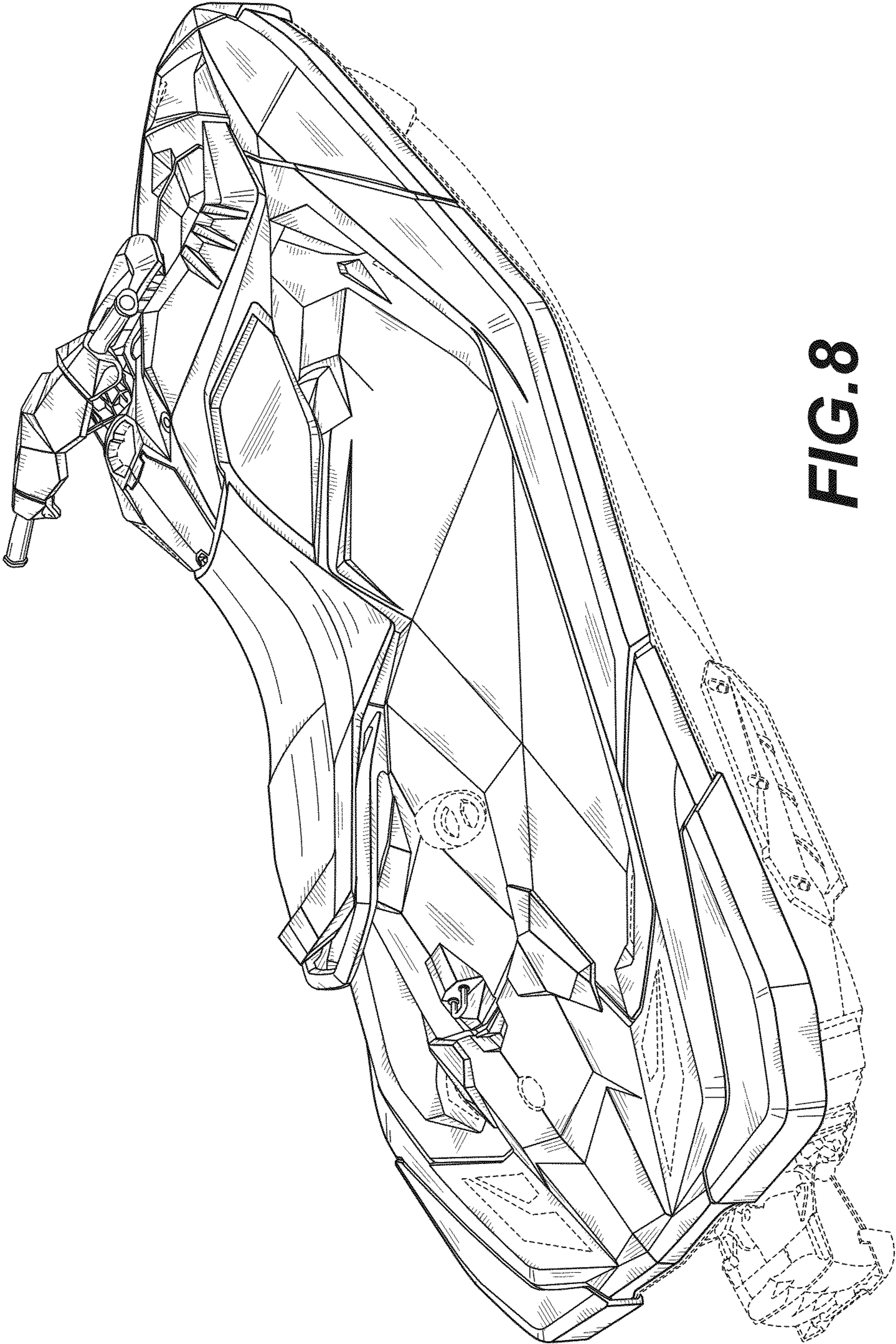


FIG. 8

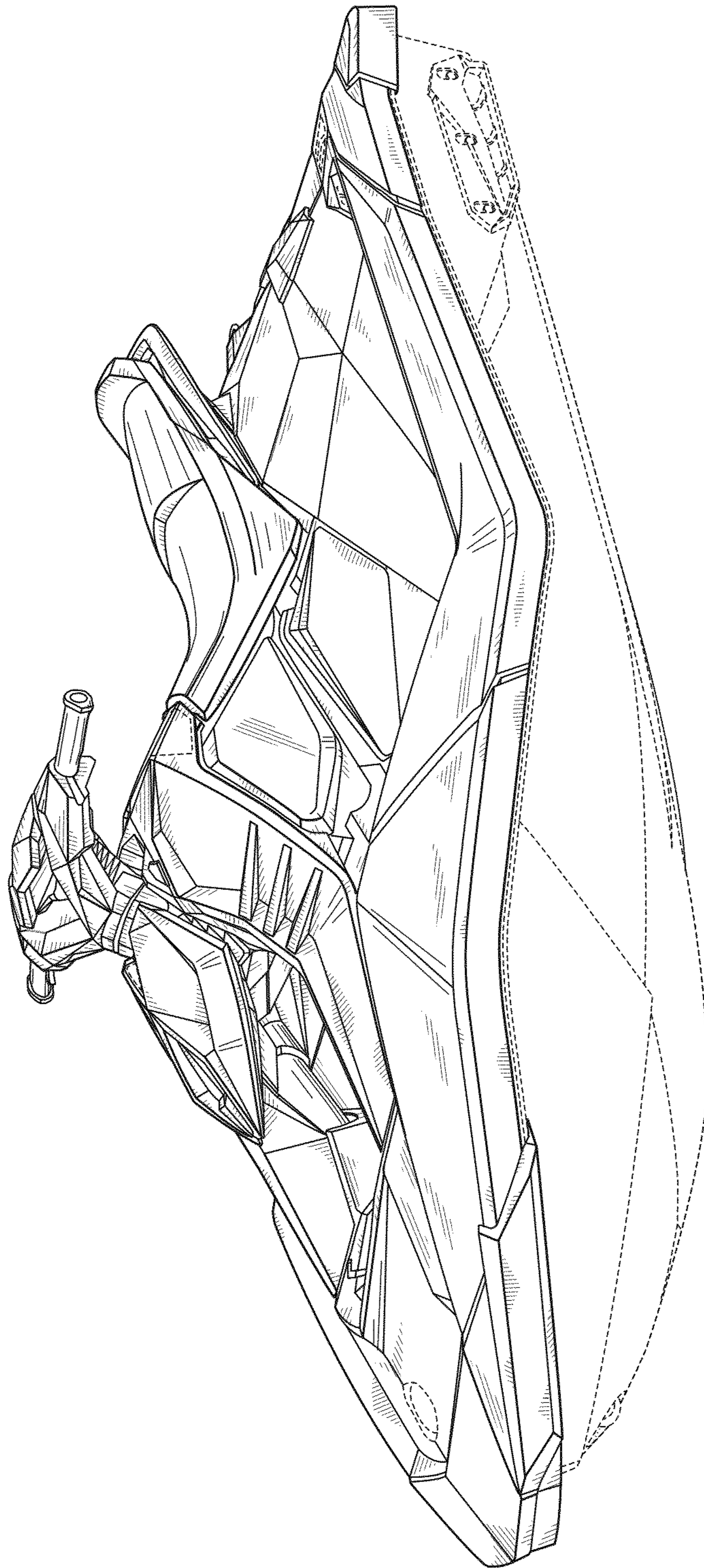


FIG. 9

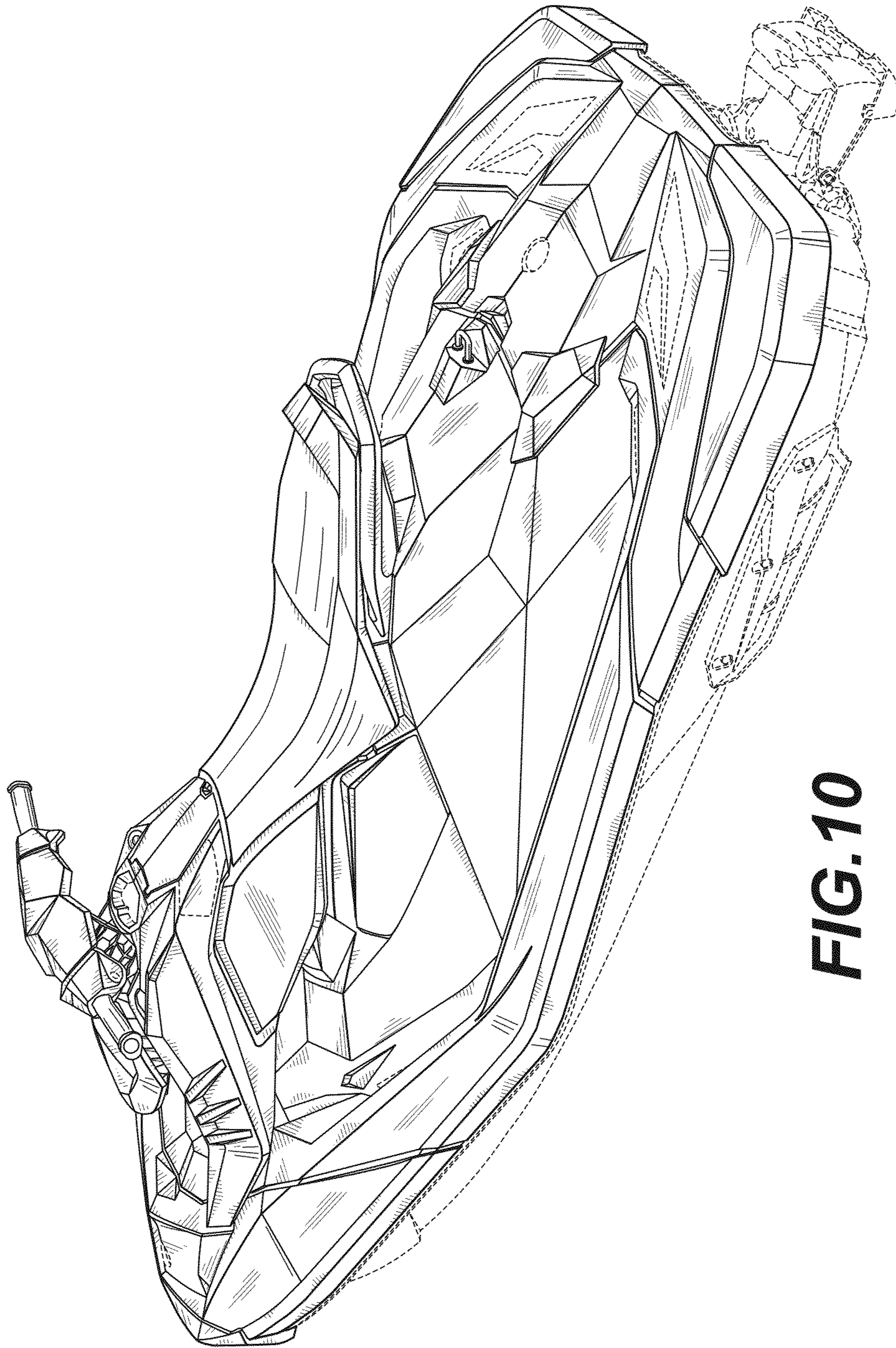


FIG.10