



US00D733019S

(12) **United States Design Patent**
Burki et al.

(10) **Patent No.:** **US D733,019 S**
(45) **Date of Patent:** **** Jun. 30, 2015**

(54) **FRONT BUMPER FOR A VEHICLE**

D595,623 S * 7/2009 Wagner et al. D12/169
D598,825 S * 8/2009 Bauer et al. D12/169
D712,800 S * 9/2014 Kang D12/169

(71) Applicant: **Daimler AG**, Stuttgart (DE)

* cited by examiner

(72) Inventors: **Emiel Burki**, Stuttgart (DE);
Hans-Dieter Futschik, Gechingen (DE);
Michael Gebhardt, Stuttgart (DE);
Gorden Wagener, Gaeufelden (DE)

Primary Examiner — Melody N Brown
(74) *Attorney, Agent, or Firm* — Crowell & Moring LLP

(73) Assignee: **Daimler AG**, Stuttgart (DE)

(57) **CLAIM**
The ornamental design for a front bumper for a vehicle, as shown and described.

(**) Term: **14 Years**

DESCRIPTION

(21) Appl. No.: **29/489,693**

This application contains subject matter related to the following co-pending U.S. design patent applications:

(22) Filed: **May 2, 2014**

application Ser. No. 29/482,593, filed Feb. 20, 2014 and entitled "Vehicle, Toy, and/or Replicas Thereof;"

(30) **Foreign Application Priority Data**

application Ser. No. 29/482,594, filed Feb. 20, 2014 and entitled "Front Portion of a Vehicle, Toy, and/or Replicas Thereof;"

Nov. 5, 2013 (WO) DM/082 133

application Ser. No. 29/482,596, filed Feb. 20, 2014 and entitled "Vehicle, Toy, and/or Replicas Thereof;"

(51) **LOC (10) Cl.** **12-16**

application Ser. No. 29/482,597, filed Feb. 20, 2014 and entitled "Front Portion of a Vehicle, Toy, and/or Replicas Thereof;" and,

(52) **U.S. Cl.**

USPC **D12/169**

application Ser. No. 29/489,689, filed herewith and entitled "Front Bumper for a Vehicle".

(58) **Field of Classification Search**

USPC D12/169, 216, 90-92, 86, 171, 196,
D12/163; 293/102, 113, 115, 117, 120, 155;
296/180.1, 180.2

FIG. 1 is a left, front perspective view of a front bumper for a vehicle according to the design;

CPC B60R 19/02; B60R 19/04; B62D 25/08
See application file for complete search history.

FIG. 2 is a front view thereof;

(56) **References Cited**

U.S. PATENT DOCUMENTS

D466,445 S 12/2002 Stolz et al.
D485,210 S 1/2004 Sinkwitz et al.
D590,755 S * 4/2009 Habib D12/169

FIG. 3 is a top view thereof;

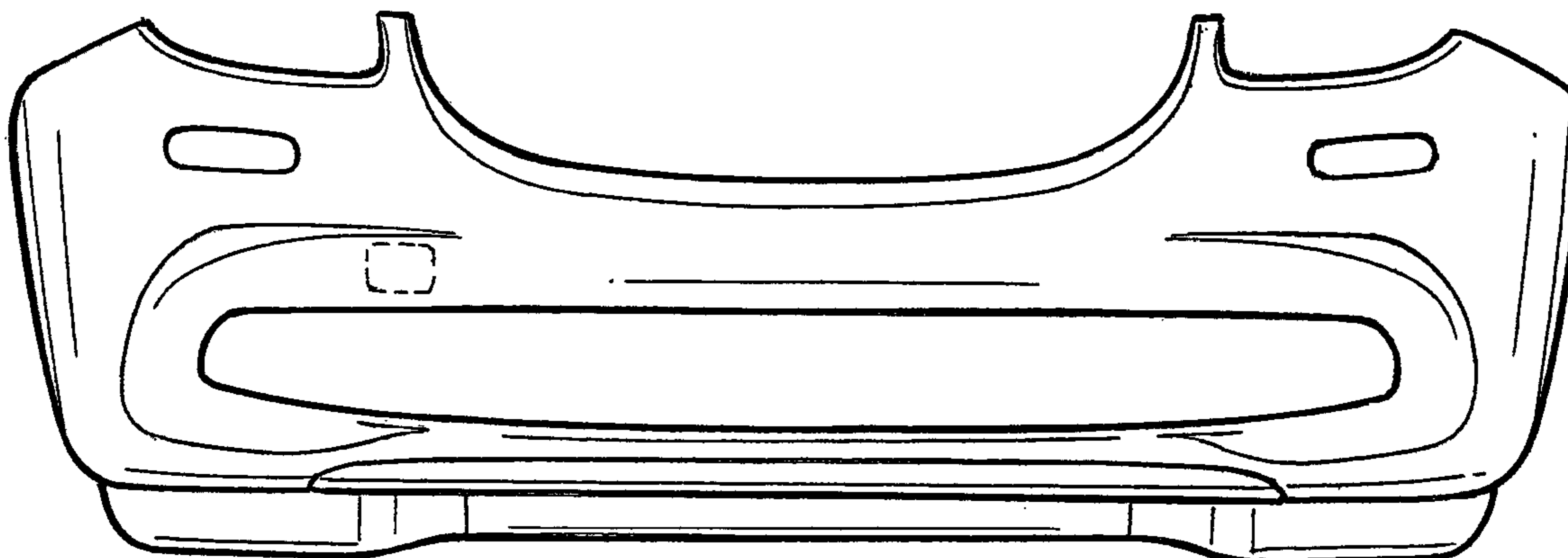
FIG. 4 is a bottom view thereof;

FIG. 5 is a right side view thereof; and,

FIG. 6 is a left side view thereof.

The broken lines are for illustrative purposes only and form no part of the claimed design.

1 Claim, 2 Drawing Sheets



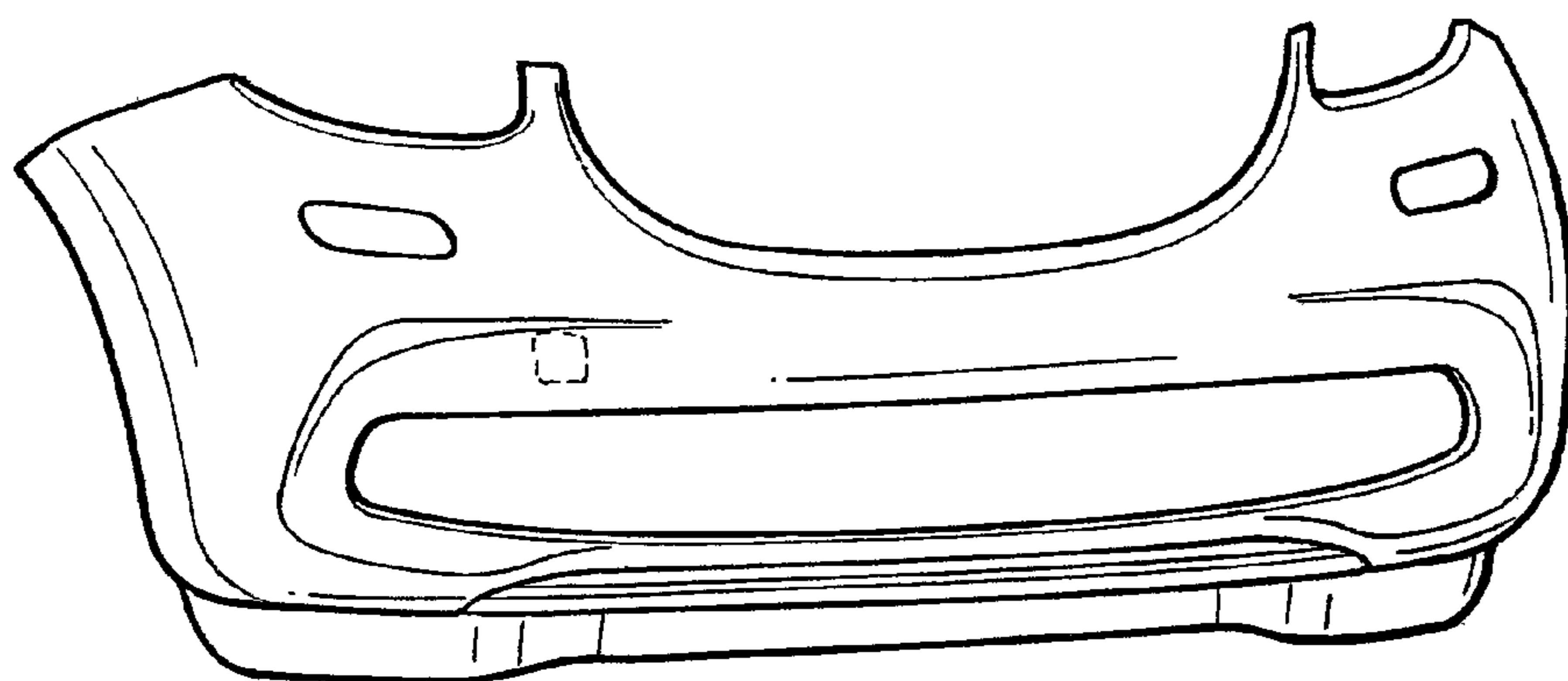


FIG. 1

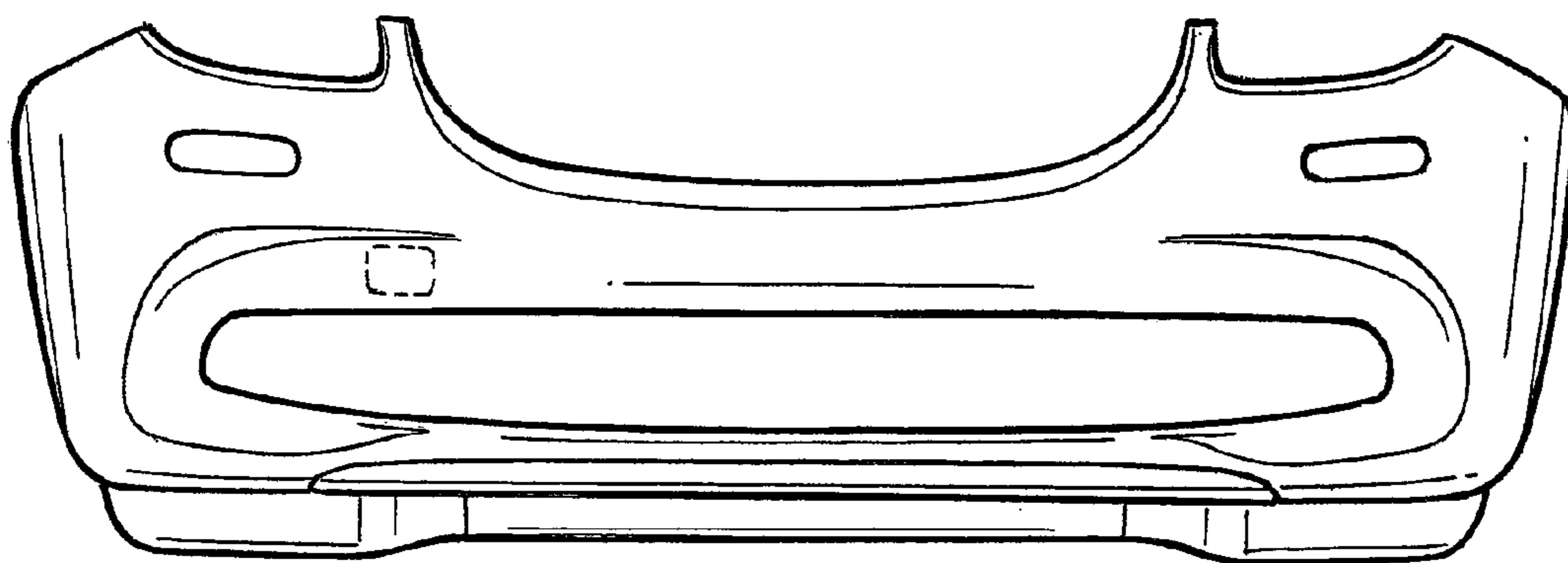


FIG. 2




FIG. 3



FIG. 4

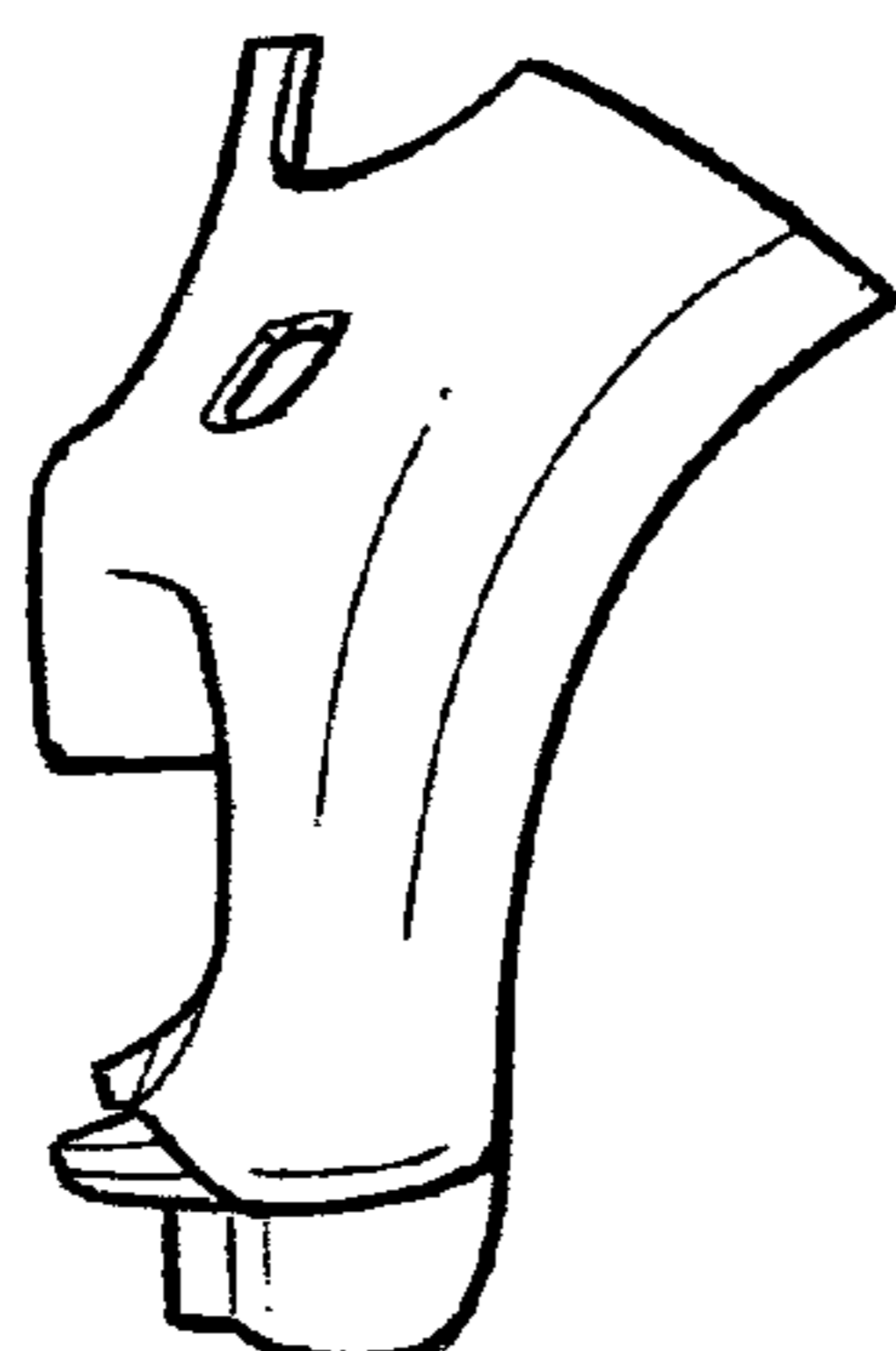


FIG. 5

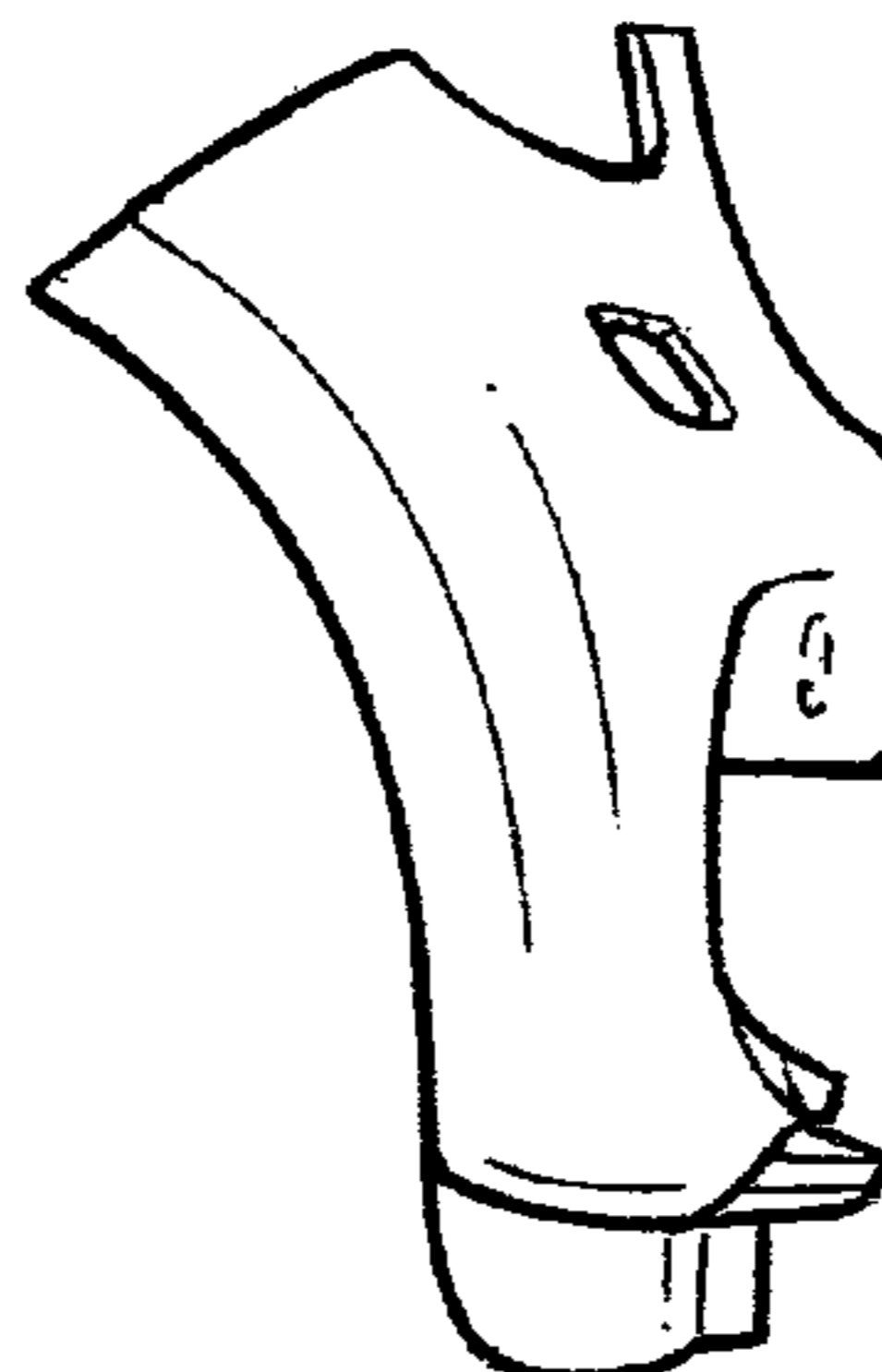


FIG. 6