



US00D733017S

(12) **United States Design Patent**
Kobayashi

(10) **Patent No.:** **US D733,017 S**
(45) **Date of Patent:** **** Jun. 30, 2015**

(54) **FRONT PORTION OF A PASSENGER CAR**

(71) Applicant: **Fuji Jukogyo Kabushiki Kaisha**, Tokyo (JP)

(72) Inventor: **Hiroyuki Kobayashi**, Tokyo (JP)

(73) Assignee: **Fuji Jukogyo Kabushiki Kaisha**, Tokyo (JP)

(**) Term: **14 Years**

(21) Appl. No.: **29/494,852**

(22) Filed: **Jun. 25, 2014**

(30) **Foreign Application Priority Data**

Dec. 25, 2013 (JP) 2013-030317

(51) **LOC (10) Cl.** **12-16**

(52) **U.S. Cl.**
USPC **D12/164**

(58) **Field of Classification Search**
USPC D12/196, 90-92, 86; 296/181.1, 181.5
CPC B62D 35/001; B62D 31/003; B62D 24/02;
B62D 25/08; B62D 33/00; B62D 25/06
See application file for complete search history.

(56) **References Cited**

U.S. PATENT DOCUMENTS

D664,902 S *	8/2012	Platto et al.	D12/169
D677,200 S *	3/2013	Hamilton et al.	D12/169
D680,922 S *	4/2013	Jara	D12/169
D684,092 S *	6/2013	Lee	D12/91
D686,532 S *	7/2013	Lamm	D12/91
D699,165 S *	2/2014	Rupar	D12/169
D714,685 S *	10/2014	Huang et al.	D12/91
D715,191 S *	10/2014	Kim	D12/91
D715,692 S *	10/2014	Kobayashi et al.	D12/91

* cited by examiner

Primary Examiner — Melody Brown

(74) *Attorney, Agent, or Firm* — Schiff Hardin LLP

(57) **CLAIM**

I claim the ornamental design for a front portion of a passenger car, as shown and described.

DESCRIPTION

FIG. 1 is a front perspective view for a “front portion of a passenger car” showing my new design, FIG. 2 is a rear perspective view thereof, FIG. 3 is a left-side view thereof, FIG. 4 is a right-side view thereof, FIG. 5 is a front view thereof, FIG. 6 is a rear view thereof; and, FIG. 7 is a top view thereof. The portions of the vehicle shown in lighter and faded contrast throughout the drawing specification are shown for illustrative purposes only and form no part of the claimed design.

1 Claim, 7 Drawing Sheets




Fig. 1




Fig. 2




Fig. 3

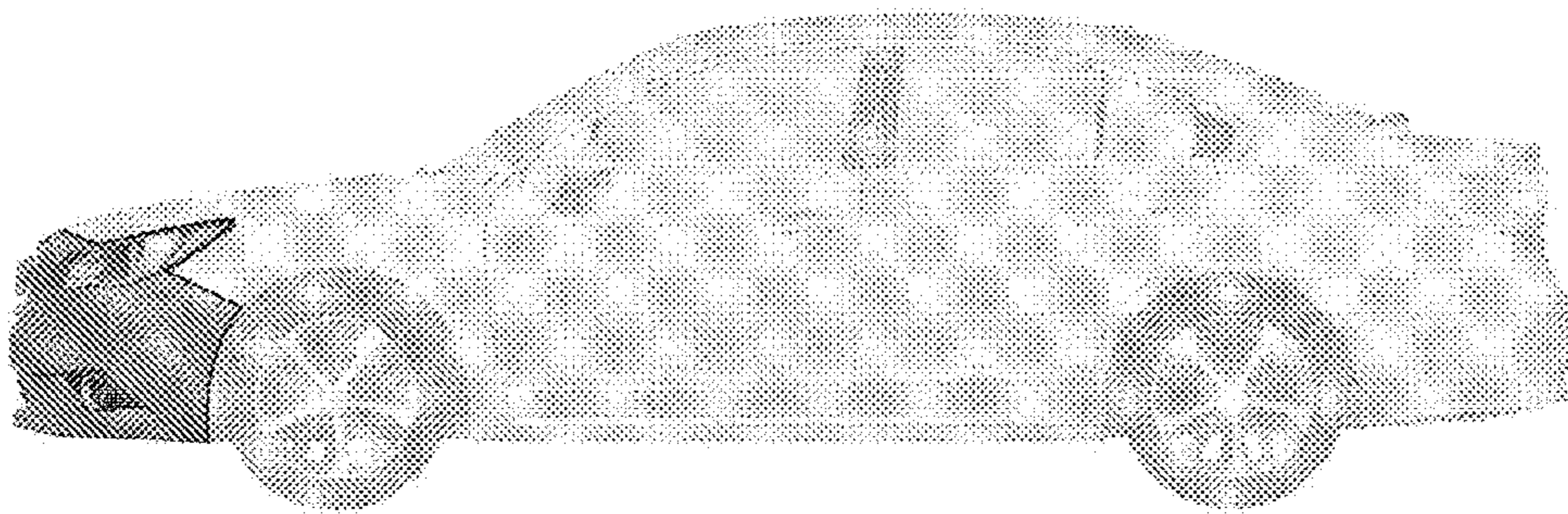


Fig. 4

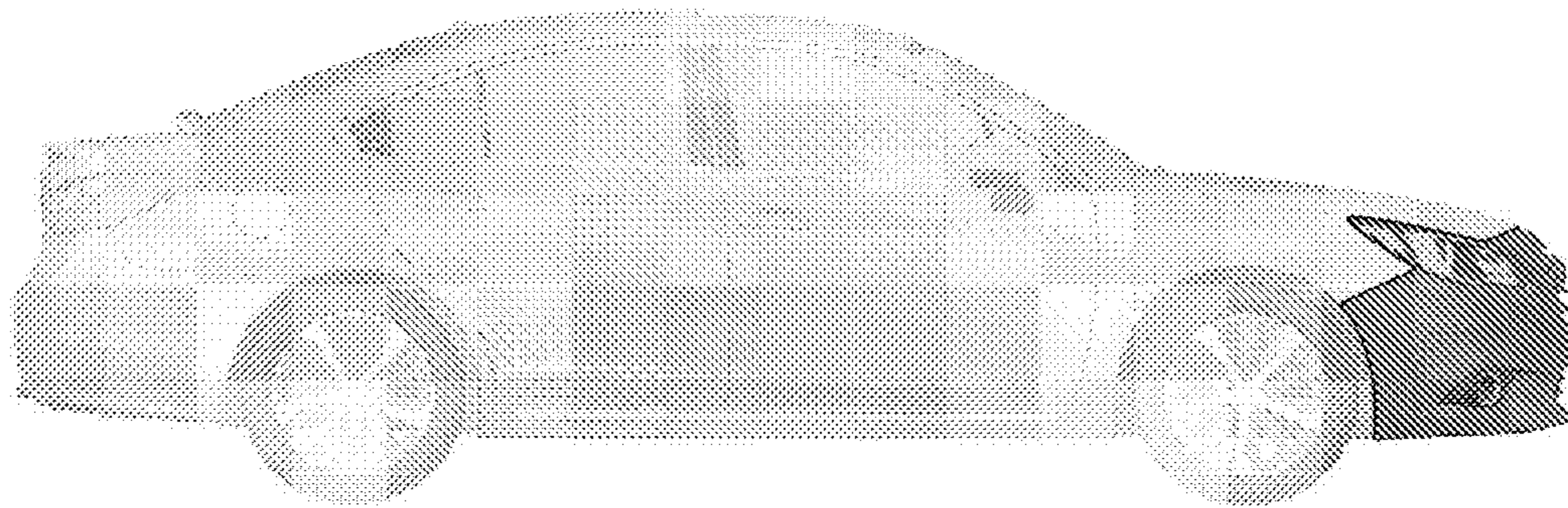


Fig. 5




Fig. 6

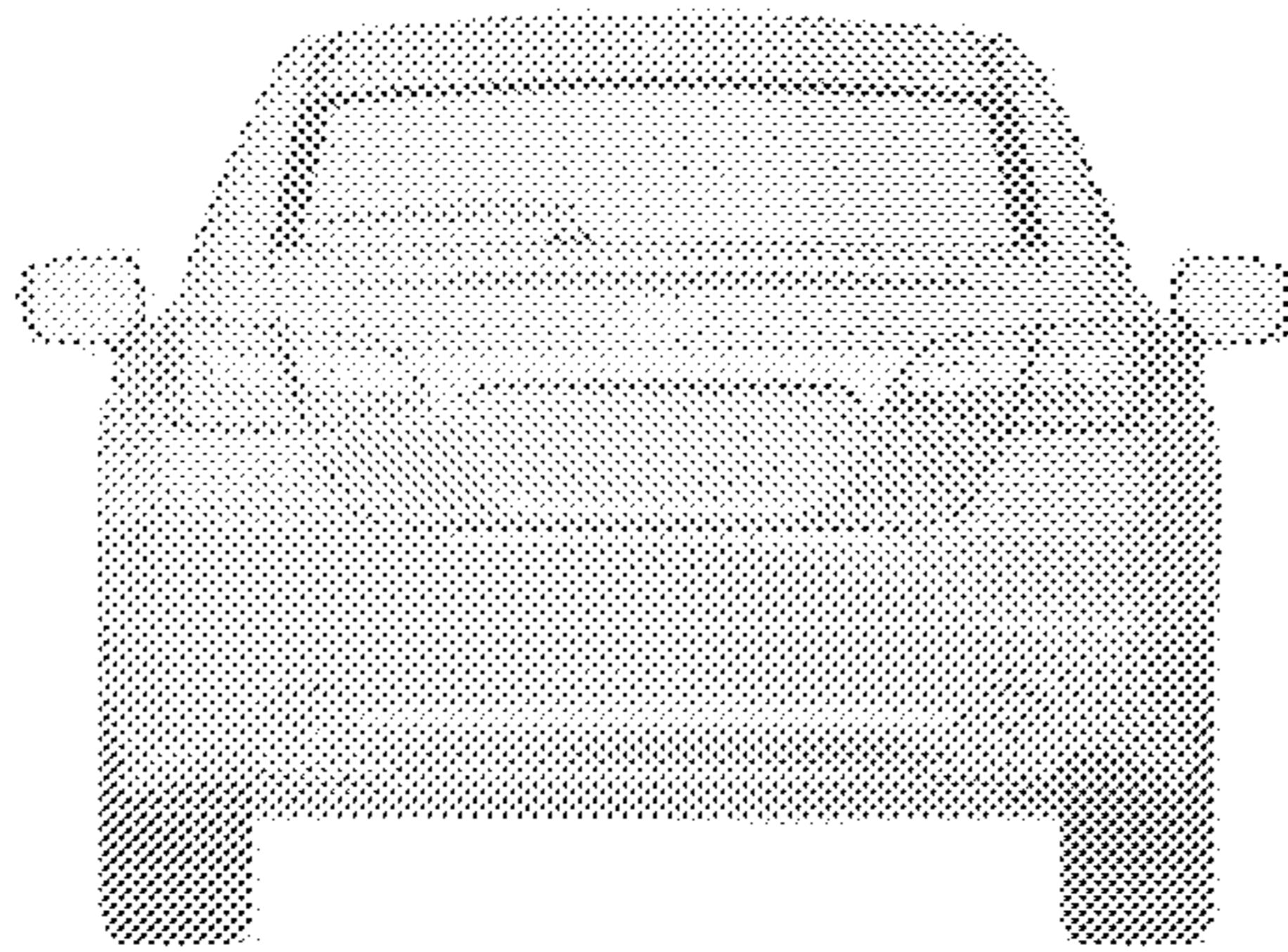


Fig. 7

