

US00D733014S

(12) **United States Design Patent**
Gorsten Schuenemann et al.

(10) **Patent No.:** **US D733,014 S**
(45) **Date of Patent:** **** Jun. 30, 2015**

(54) **FRONT PORTION OF A VEHICLE, TOY,
AND/OR REPLICAS THEREOF**

(71) Applicant: **Daimler AG**, Stuttgart (DE)

(72) Inventors: **Felipe Gorsten Schuenemann**, Stuttgart (DE); **Frederik Knothe**, Stuttgart (DE); **Martin Kreidl**, Sindelfingen (DE); **Kai Sieber**, Stuttgart (DE); **Gorden Wagener**, Gaeufelden (DE)

(73) Assignee: **Daimler AG**, Stuttgart (DE)

(**) Term: **14 Years**

(21) Appl. No.: **29/488,970**

(22) Filed: **Apr. 25, 2014**

(30) **Foreign Application Priority Data**

Oct. 28, 2013 (EM) 002334227-0002

(51) **LOC (10) Cl.** **12-16**

(52) **U.S. Cl.**
USPC **D12/164**

(58) **Field of Classification Search**
USPC D12/196, 90-92, 86; 296/181.1, 181.5
CPC B62D 35/001; B62D 31/003; B62D 24/02;
B62D 25/08; B62D 33/00; B62D 25/06
See application file for complete search history.

(56) **References Cited**

U.S. PATENT DOCUMENTS

D650,312 S * 12/2011 Fetherston et al. D12/164
D658,552 S * 5/2012 Fetherston et al. D12/164

D671,044 S * 11/2012 Fetherston et al. D12/164
D680,035 S * 4/2013 Fetherston et al. D12/164
D699,163 S * 2/2014 Janssen et al. D12/164
D701,474 S * 3/2014 Fetherston et al. D12/164
D704,602 S * 5/2014 Frenzel et al. D12/164

OTHER PUBLICATIONS

“Mercedes-Benz Vans, World premiere of the new Mercedes-Benz V-Class,” Press Information, Mercedes-Benz, Jan. 30, 2014.

* cited by examiner

Primary Examiner — Melody Brown

(74) *Attorney, Agent, or Firm* — Crowell & Moring LLP

(57) **CLAIM**

The ornamental design for a front portion of a vehicle, toy, and/or replicas thereof, as shown and described.

DESCRIPTION

This application contains subject matter related to the following co-pending U.S. design patent application:

Application Ser. No. 29/488,969, filed herewith and entitled “Vehicle, Toy, and/or Replicas Thereof”.

FIG. 1 is a left, front perspective view of a front portion of a vehicle, toy, and/or replicas thereof according to the design;


FIG. 2 is a front view thereof;

FIG. 3 is a left side view thereof; and,

FIG. 4 is a right side view thereof.

The broken lines are for illustrative purposes only and form no part of the claimed design.

1 Claim, 3 Drawing Sheets



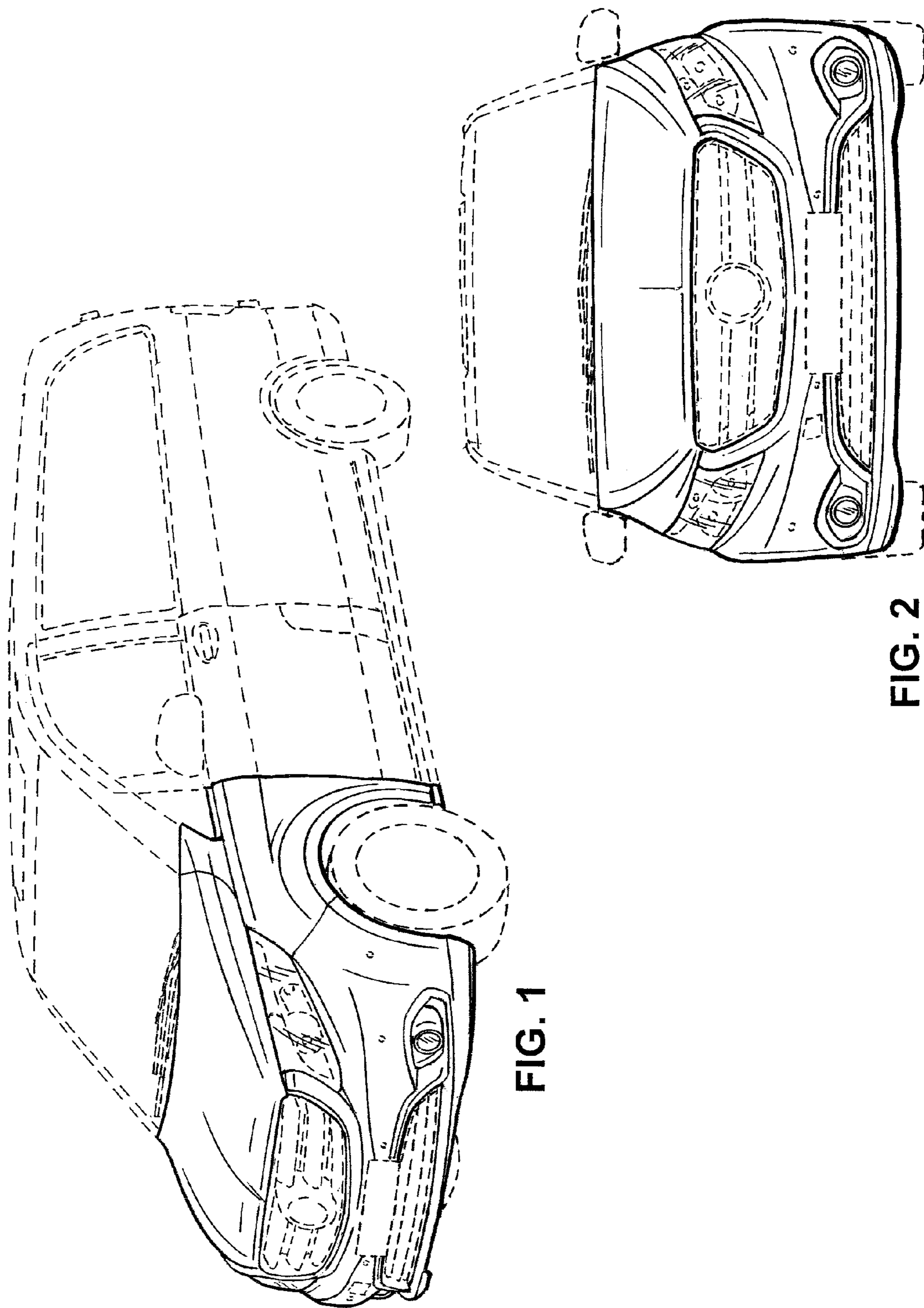


FIG. 1

FIG. 2

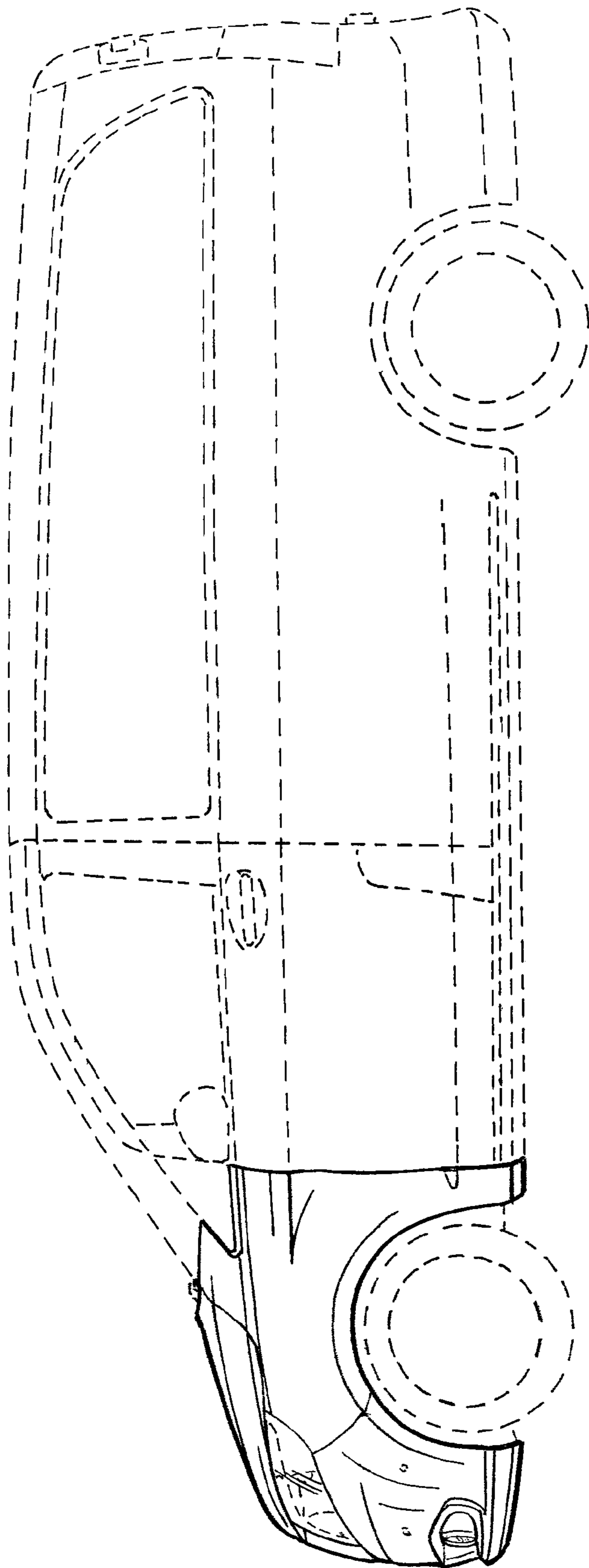


FIG. 3

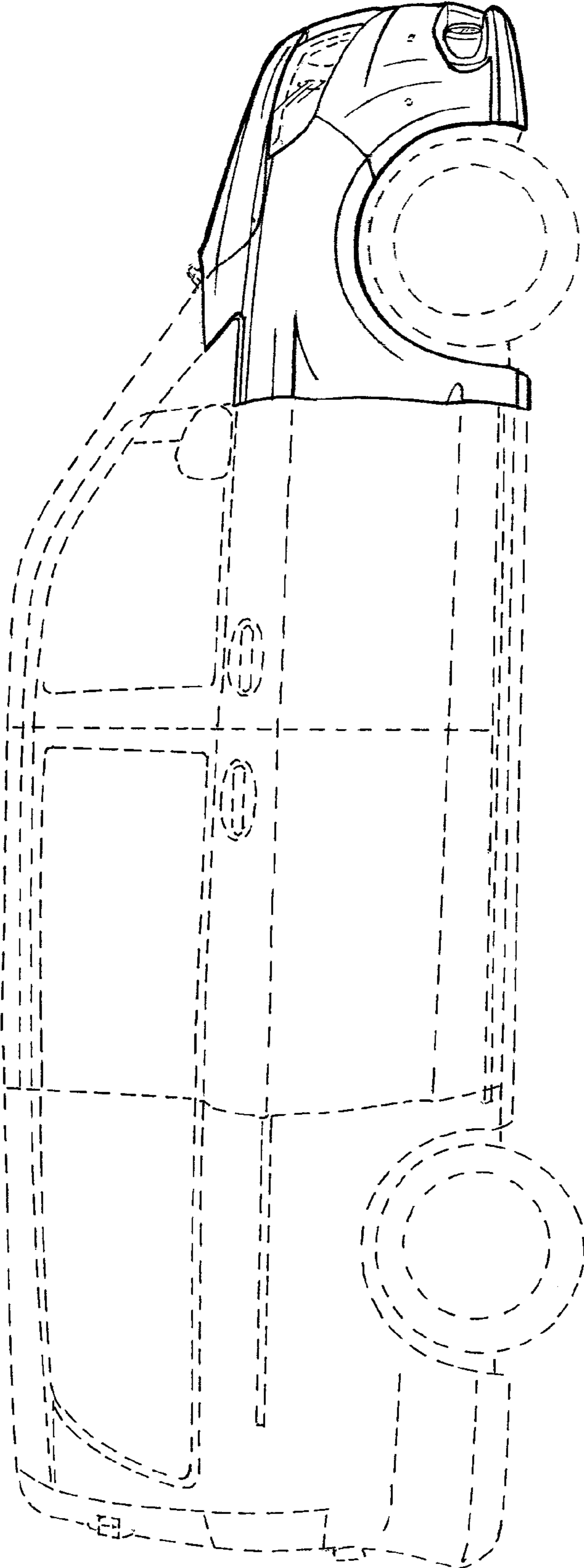


FIG. 4