



US00D733007S

(12) **United States Design Patent**
Futamata et al.

(10) **Patent No.:** **US D733,007 S**
(45) **Date of Patent:** **** Jun. 30, 2015**

(54) **MOTORCYCLE OR MOTORCYCLE
REPLICA**

(71) Applicant: **HONDA MOTOR CO., LTD.**, Tokyo
(JP)

(72) Inventors: **Takeshi Futamata**, Wako (JP); **Masato
Nagata**, Wako (JP)

(73) Assignee: **HONDA MOTOR CO., LTD.**, Tokyo
(JP)

(**) Term: **14 Years**

(21) Appl. No.: **29/476,982**

(22) Filed: **Dec. 18, 2013**

(30) **Foreign Application Priority Data**

Jun. 27, 2013 (JP) 2013-014583

(51) **LOC (10) Cl.** **12-11**

(52) **U.S. Cl.**
USPC **D12/110**

(58) **Field of Classification Search**

USPC D12/110, 107, 182, 194, 126, 114, 117,
D12/218; D21/538, 432; D26/28;
296/193.09, 78.1, 198, 105; 180/219,
180/220, 225, 229; 280/281.1

See application file for complete search history.

(56) **References Cited**

U.S. PATENT DOCUMENTS

D519,884 S * 5/2006 Heinrich et al. D12/110
D531,090 S * 10/2006 Iimura D12/110
D559,738 S * 1/2008 Takigawa et al. D12/110
D566,010 S * 4/2008 Hohdorf et al. D12/110
D582,317 S * 12/2008 Takigawa et al. D12/110
D598,815 S * 8/2009 Nagao D12/110
D599,253 S * 9/2009 Isokari et al. D12/110
D605,089 S * 12/2009 Tanaka et al. D12/110

D610,046 S * 2/2010 Miyake D12/110
D649,914 S * 12/2011 Marasco et al. D12/110
D651,138 S * 12/2011 Lai et al. D12/110
D652,769 S * 1/2012 Kudo et al. D12/110
D657,290 S * 4/2012 Tako et al. D12/110
D666,535 S * 9/2012 Kiska D12/110
D669,397 S * 10/2012 Isokari D12/110
D669,821 S * 10/2012 Nishihara et al. D12/110
D677,601 S * 3/2013 Yanagita et al. D12/110
D688,983 S * 9/2013 Shibuta et al. D12/110
D689,405 S * 9/2013 Tsukui et al. D12/110
D690,236 S * 9/2013 Futamata et al. D12/110
D690,623 S * 10/2013 Tsukui et al. D12/110
D695,648 S * 12/2013 Yamazaki et al. D12/110
D715,696 S * 10/2014 Sasanami D12/110

* cited by examiner

Primary Examiner — Robert M Spear

Assistant Examiner — Ryan Harvey

(74) *Attorney, Agent, or Firm* — Birch, Stewart, Kolasch &
Birch, LLP

(57) **CLAIM**

The ornamental design for a motorcycle or motorcycle replica, as shown and described.

DESCRIPTION

FIG. 1 is a perspective view from the front side of a motorcycle or motorcycle replica.

FIG. 2 is a perspective view from the rear side thereof.

FIG. 3 is a perspective view from the front side thereof.

FIG. 4 is a perspective view from the rear side thereof.

FIG. 5 is a left side elevation view thereof.

FIG. 6 is a right side elevation view thereof.

FIG. 7 is a front elevation view thereof.

FIG. 8 is a rear elevation view thereof.

FIG. 9 is a top plan view thereof; and,

FIG. 10 is a bottom plan view thereof.

The portions of the motorcycle shown in broken lines are for the purpose of showing environmental structure only and form no part of the claimed design.

1 Claim, 10 Drawing Sheets

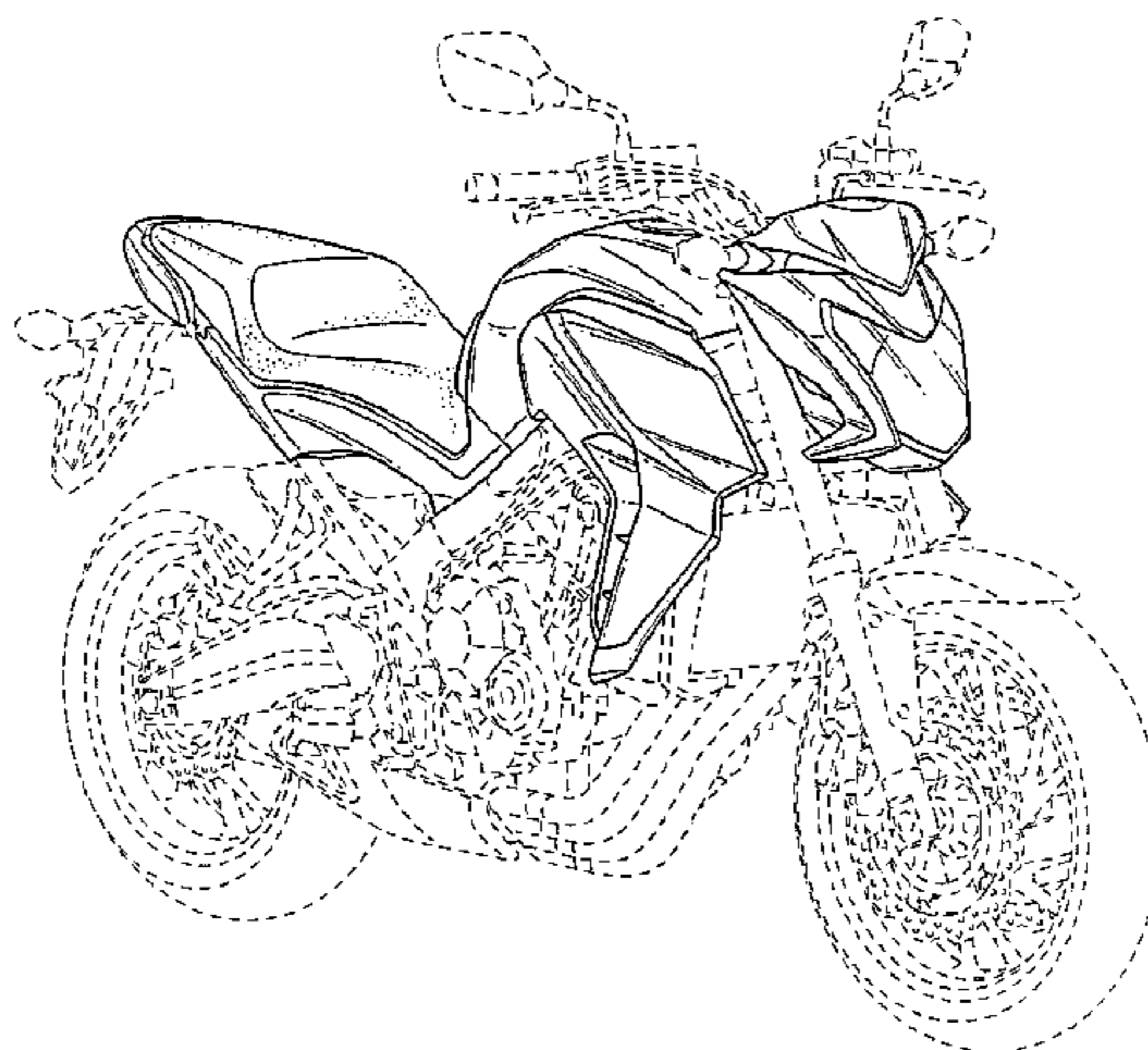


FIG. 1

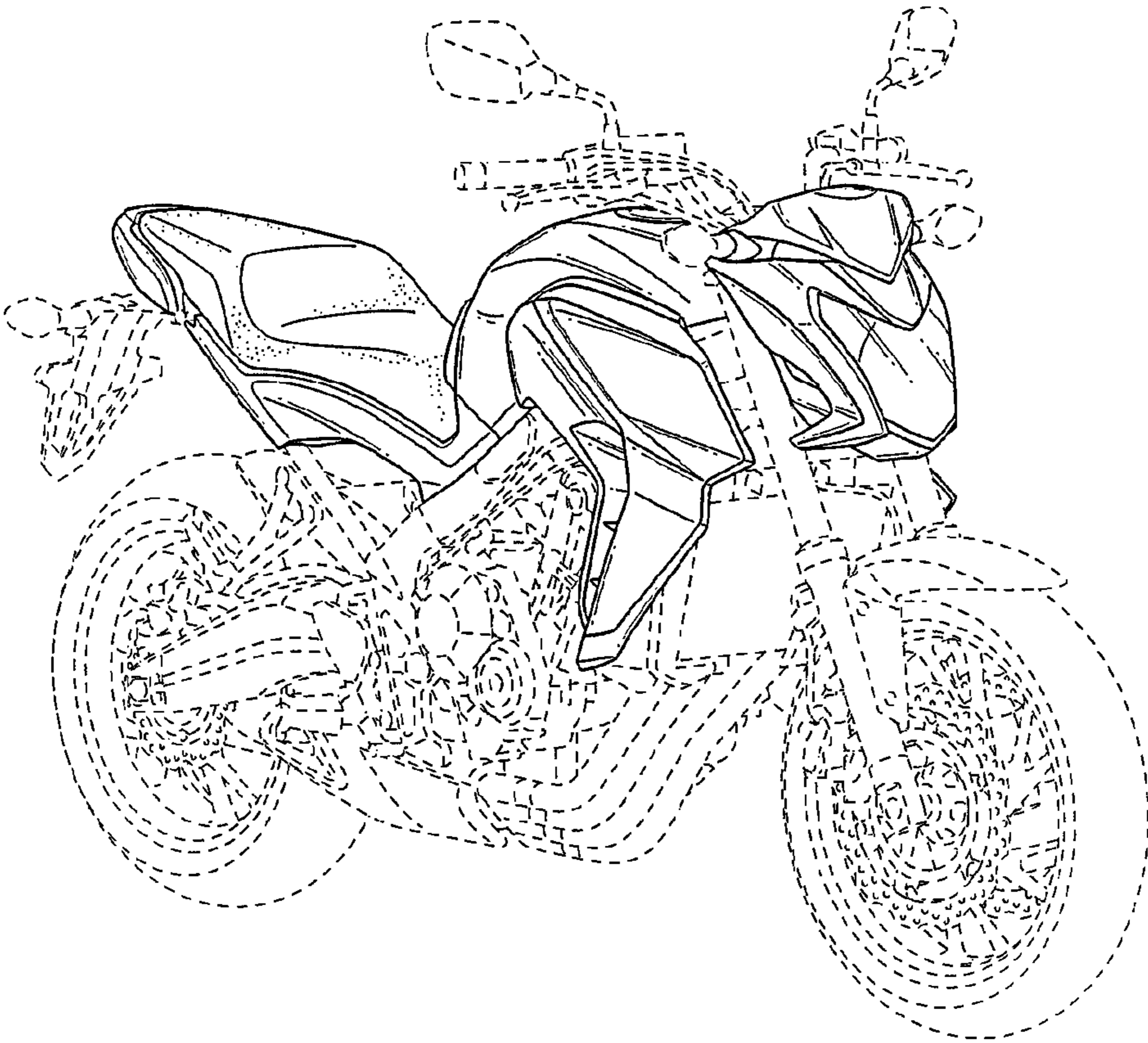


FIG. 2

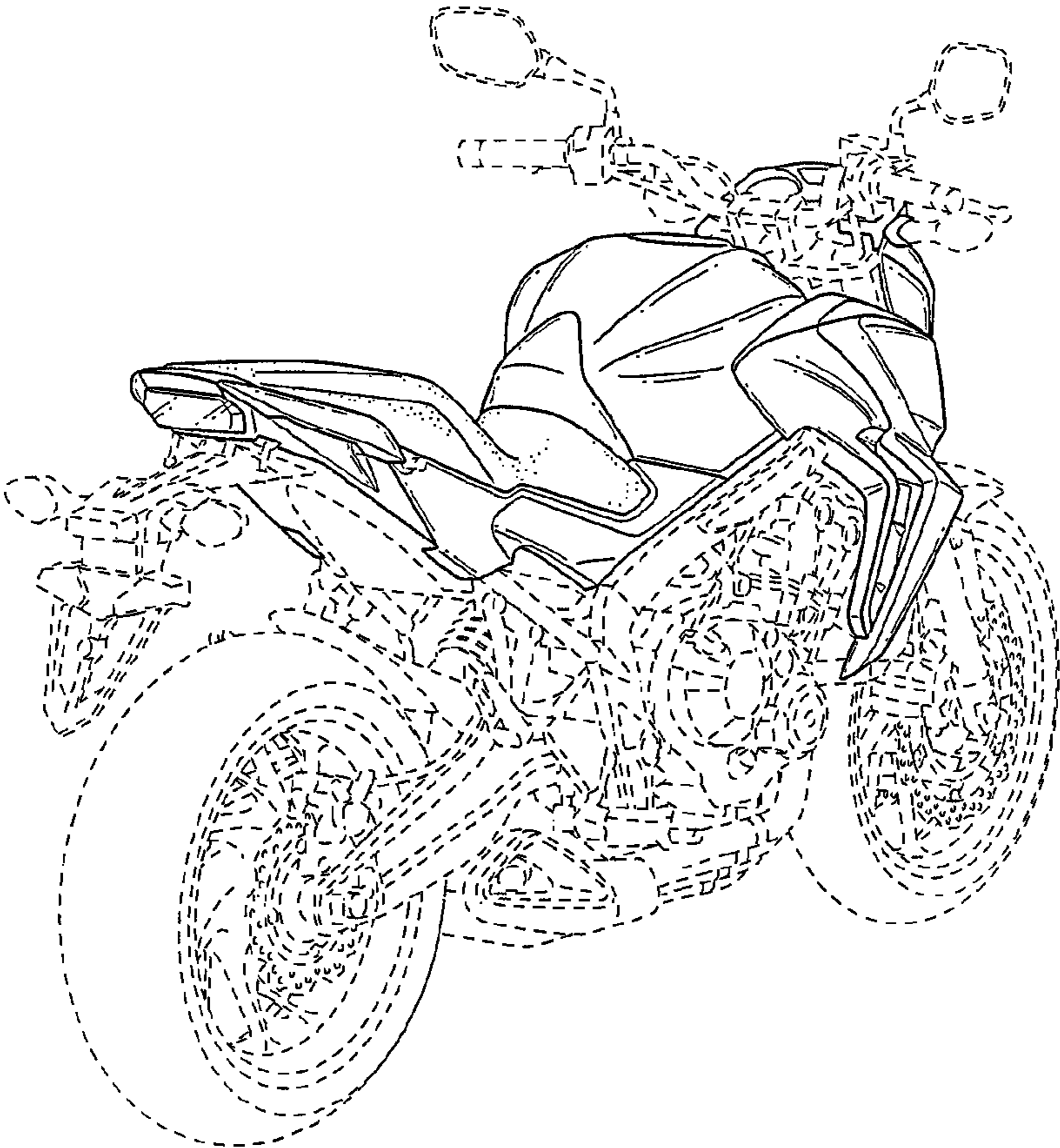


FIG. 3

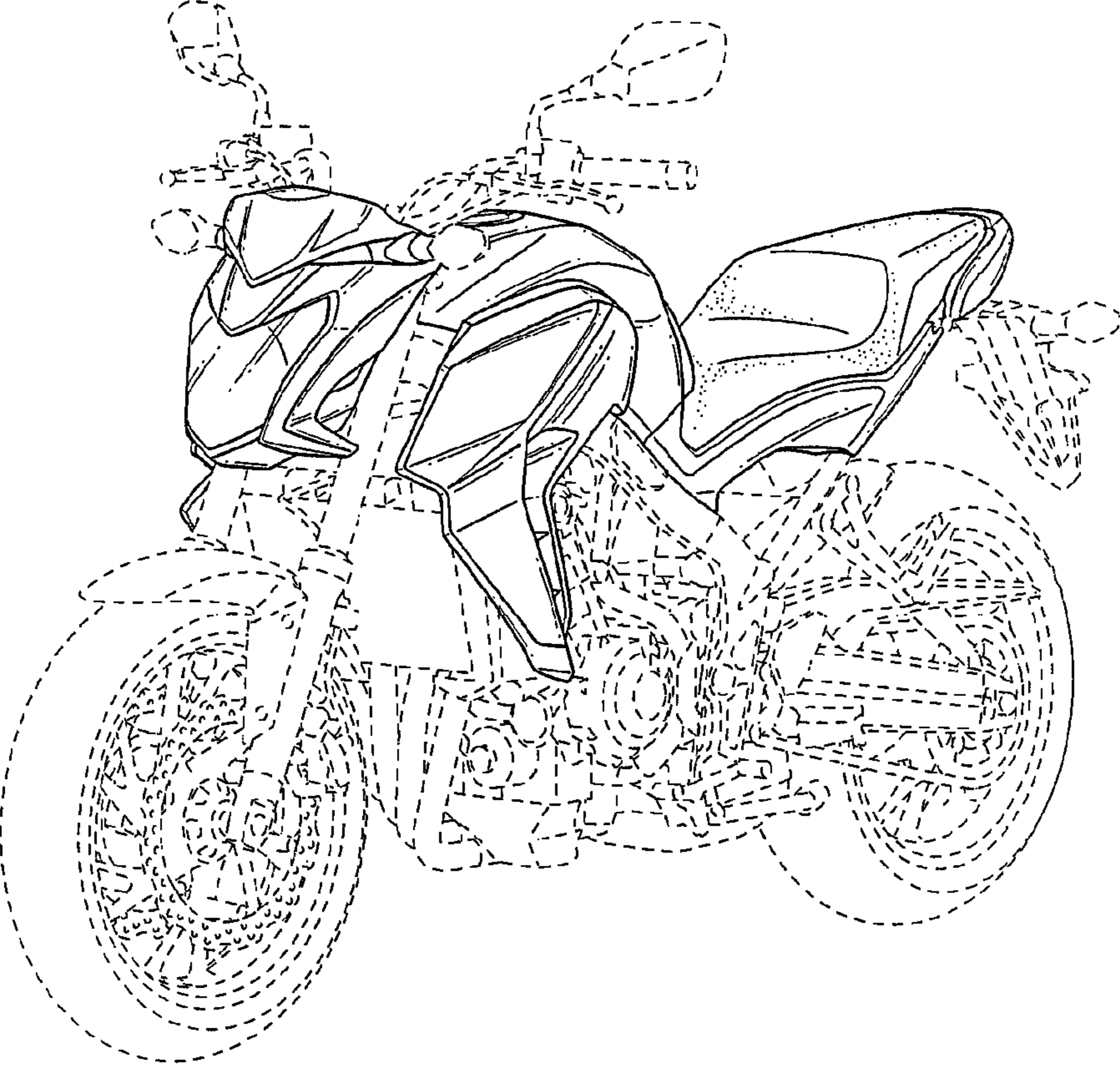


FIG. 4




FIG. 5

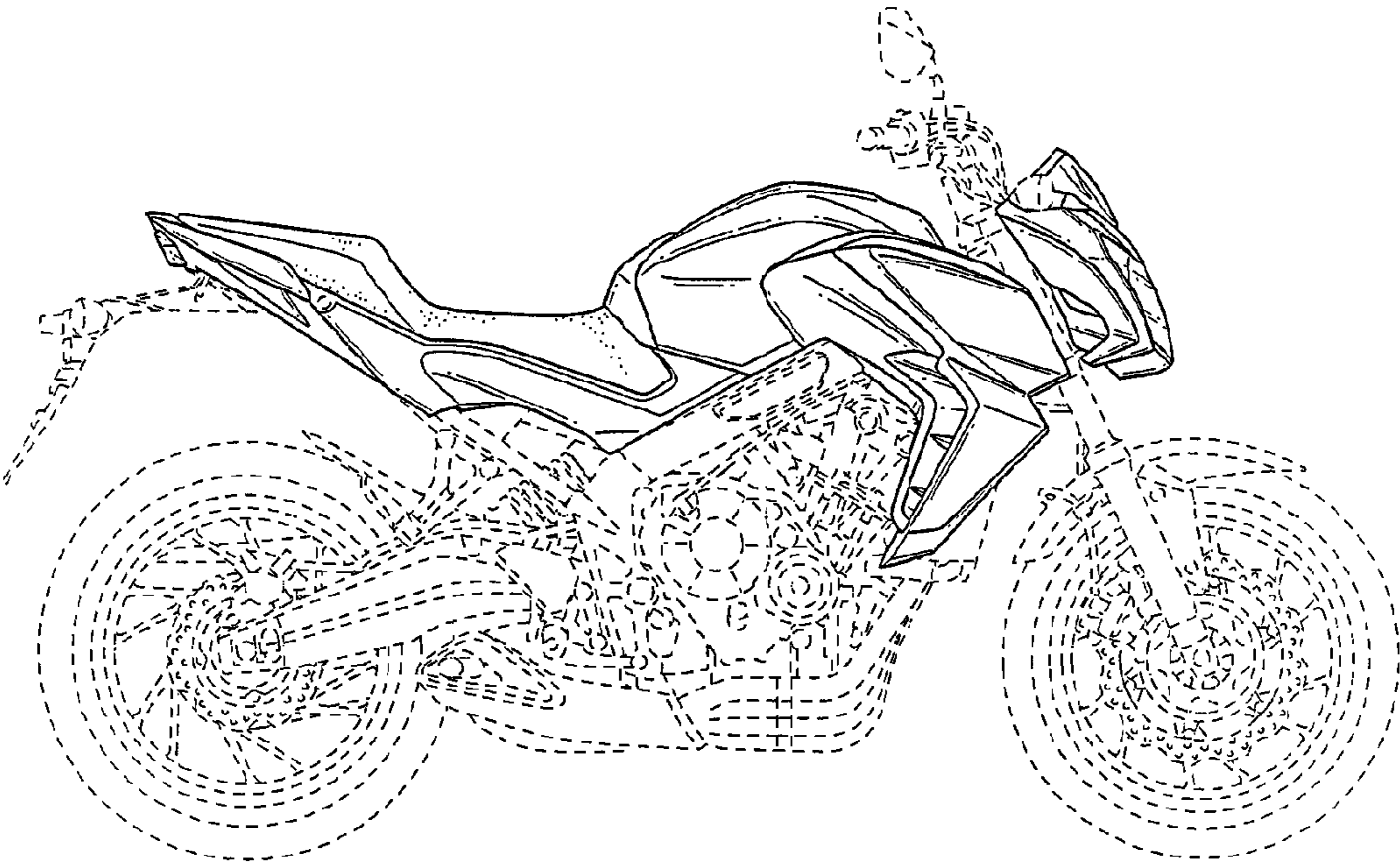


FIG. 6




FIG. 7

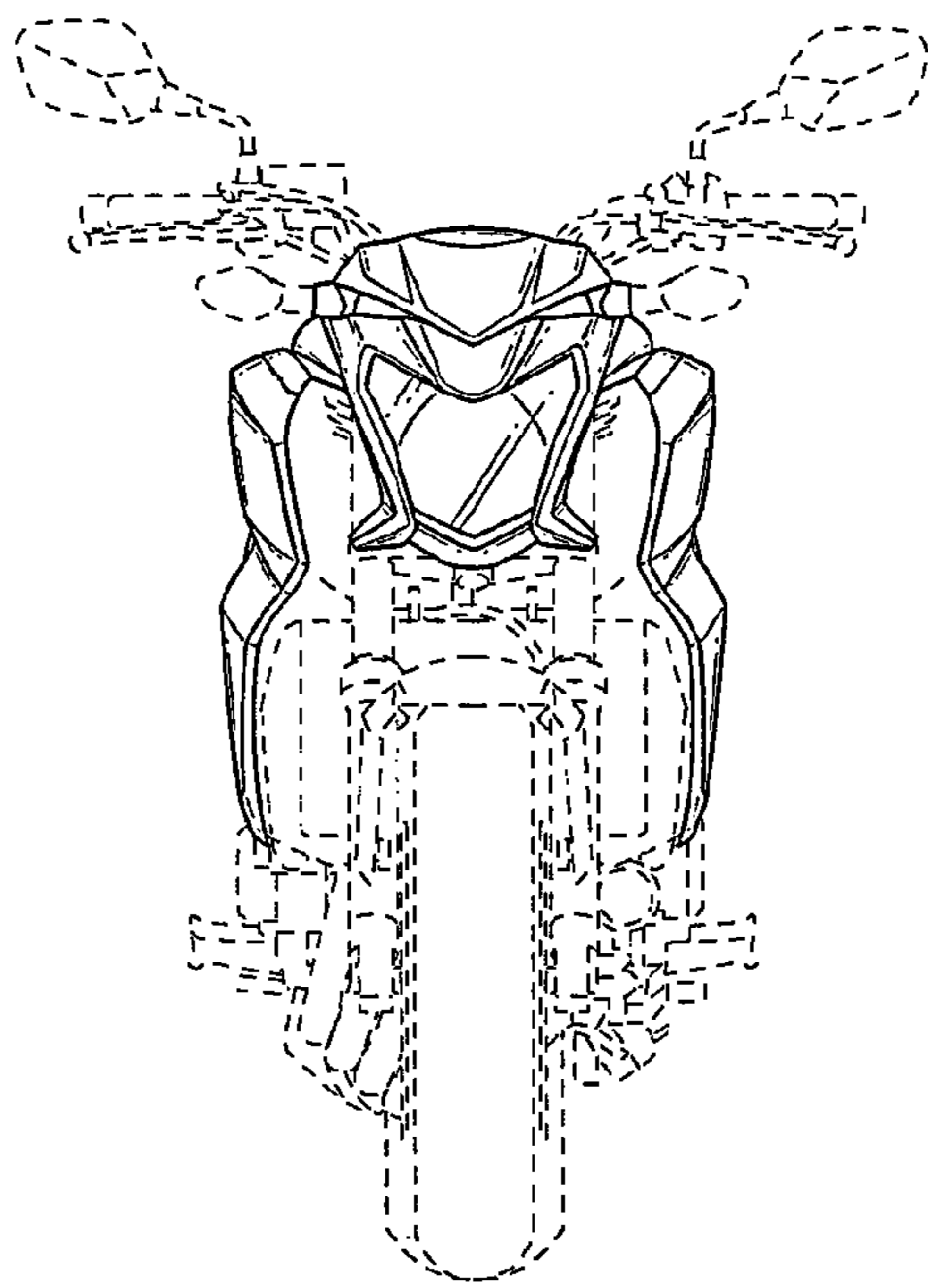


FIG. 8

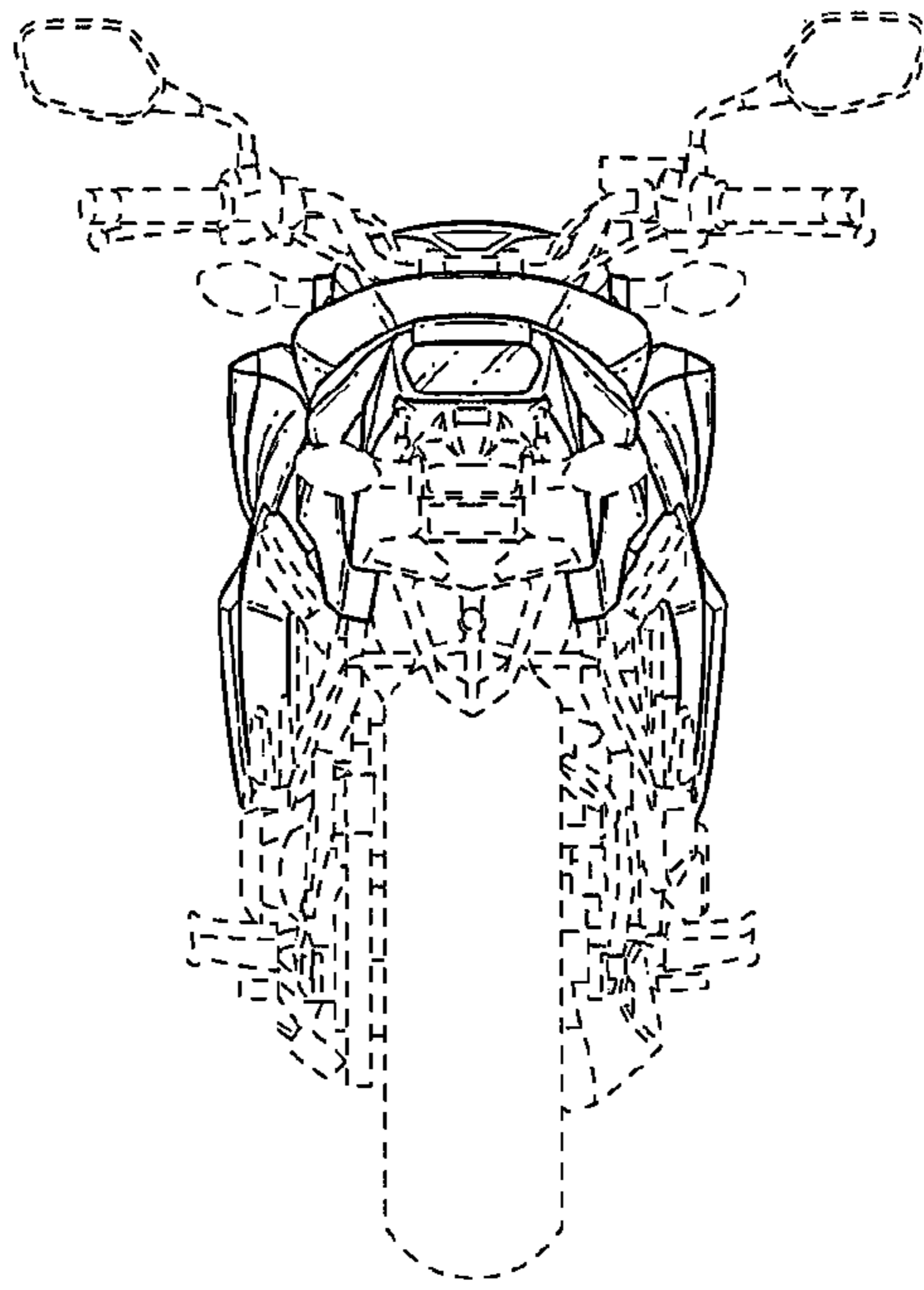


FIG. 9

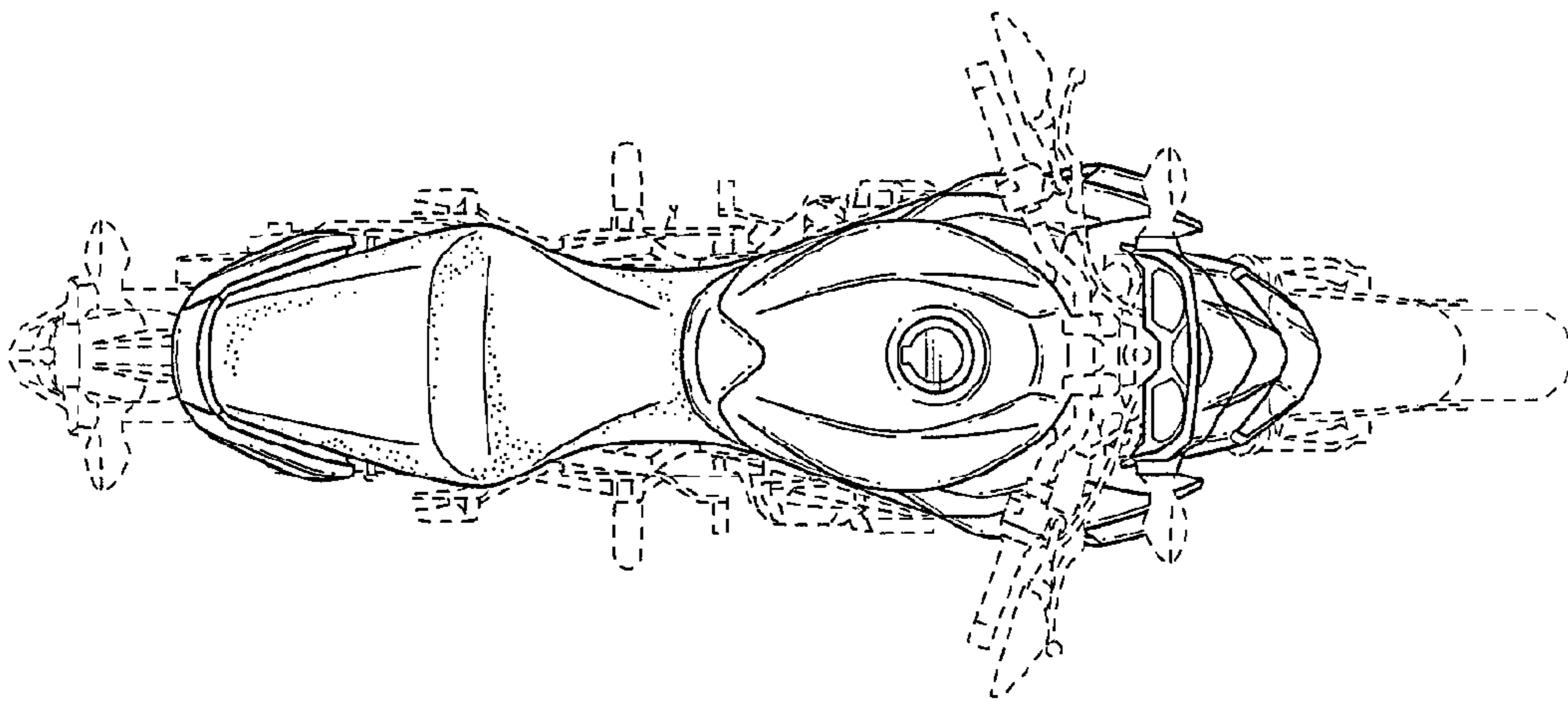


FIG. 10

