

US00D732995S

(12) **United States Design Patent**
Wempe

(10) **Patent No.:** **US D732,995 S**
(45) **Date of Patent:** **** Jun. 30, 2015**

- (54) **JEWELRY RING**
- (71) Applicant: **Gerhard D. Wempe KG**, Hamburg (DE)
- (72) Inventor: **Kim Eva Wempe**, Hamburg (DE)
- (73) Assignee: **Gerhard D. Wempe KG**, Hamburg (DE)
- (**) Term: **14 Years**
- (21) Appl. No.: **29/497,016**
- (22) Filed: **Jul. 20, 2014**

D372,881 S *	8/1996	Morelli	D11/34
D386,438 S *	11/1997	Itzkowitz	D11/34
D532,317 S *	11/2006	Goecking	D10/31
D595,174 S *	6/2009	Hardy	D11/11
D631,773 S *	2/2011	Parvex	D11/3
D640,155 S *	6/2011	Parvex	D11/3
D676,779 S *	2/2013	Papadimitriou	D11/34
D688,150 S *	8/2013	Parvex	D11/26
D693,259 S *	11/2013	Dholakiya	D11/34
D719,049 S *	12/2014	Wempe	D11/34
D720,645 S *	1/2015	Wempe	D11/34
D722,905 S *	2/2015	Wempe	D11/34
D722,906 S *	2/2015	Wempe	D11/34

Related U.S. Application Data

- (62) Division of application No. 29/427,881, filed on Jul. 24, 2012, now Pat. No. Des. 719,049.

Foreign Application Priority Data

- Feb. 2, 2012 (WO) DM/077 887

- (51) **LOC (10) Cl.** **11-01**

- (52) **U.S. Cl.**
USPC **D11/34**

- (58) **Field of Classification Search**
USPC D11/1-39, 91, 92; 63/3, 3.1, 3.2, 15,
63/15.1-15.4, 15.45, 15.5, 15.6, 15.7, 4,
63/5.1, 18-20, 38, 1.11, 35, 39; D30/160;
D24/193, 194

See application file for complete search history.

(56) **References Cited**

U.S. PATENT DOCUMENTS

430,295 A *	6/1890	Mathewson	63/3
D109,704 S *	5/1938	Dinhofer	D11/34
D120,368 S *	5/1940	Welling	D10/32
D167,120 S *	6/1952	Sorrentino	D11/34
D363,452 S *	10/1995	Morelli	D11/34

OTHER PUBLICATIONS

[Online] http://www.wempe.com/typo3temp/pics/ringe-gold-silber-diamanten-kugeln_01_a4298928f2.jpg. Retrieved Mar. 3, 2015.*

* cited by examiner

Primary Examiner — Jennifer Rivard

Assistant Examiner — Melanie Pellegrini

(74) *Attorney, Agent, or Firm* — Laurence P. Colton; Smith Risley Tempel Santos LLC

(57) **CLAIM**

The ornamental design for a jewelry ring, as shown and described.

DESCRIPTION

FIG. 1 is a perspective view of a jewelry ring showing my new design;

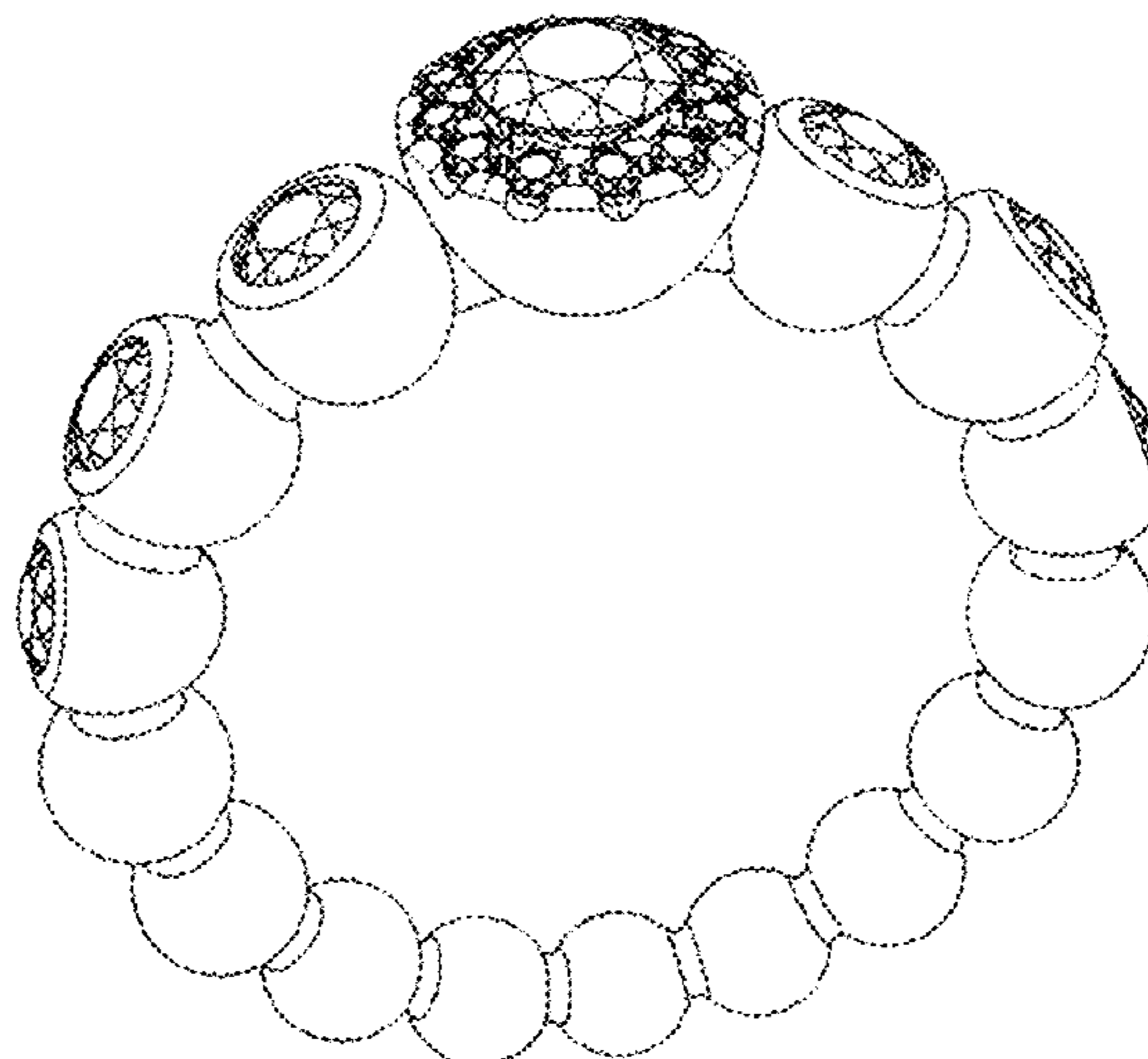
FIG. 2 is a top view of the design of FIG. 1.

FIG. 3 is a left side view of the design of FIG. 1, with the right side view being a mirror image.

FIG. 4 is a front view of the design of FIG. 1, with the back view being a mirror image; and,

FIG. 5 is a bottom view of the design of FIG. 1.

1 Claim, 5 Drawing Sheets



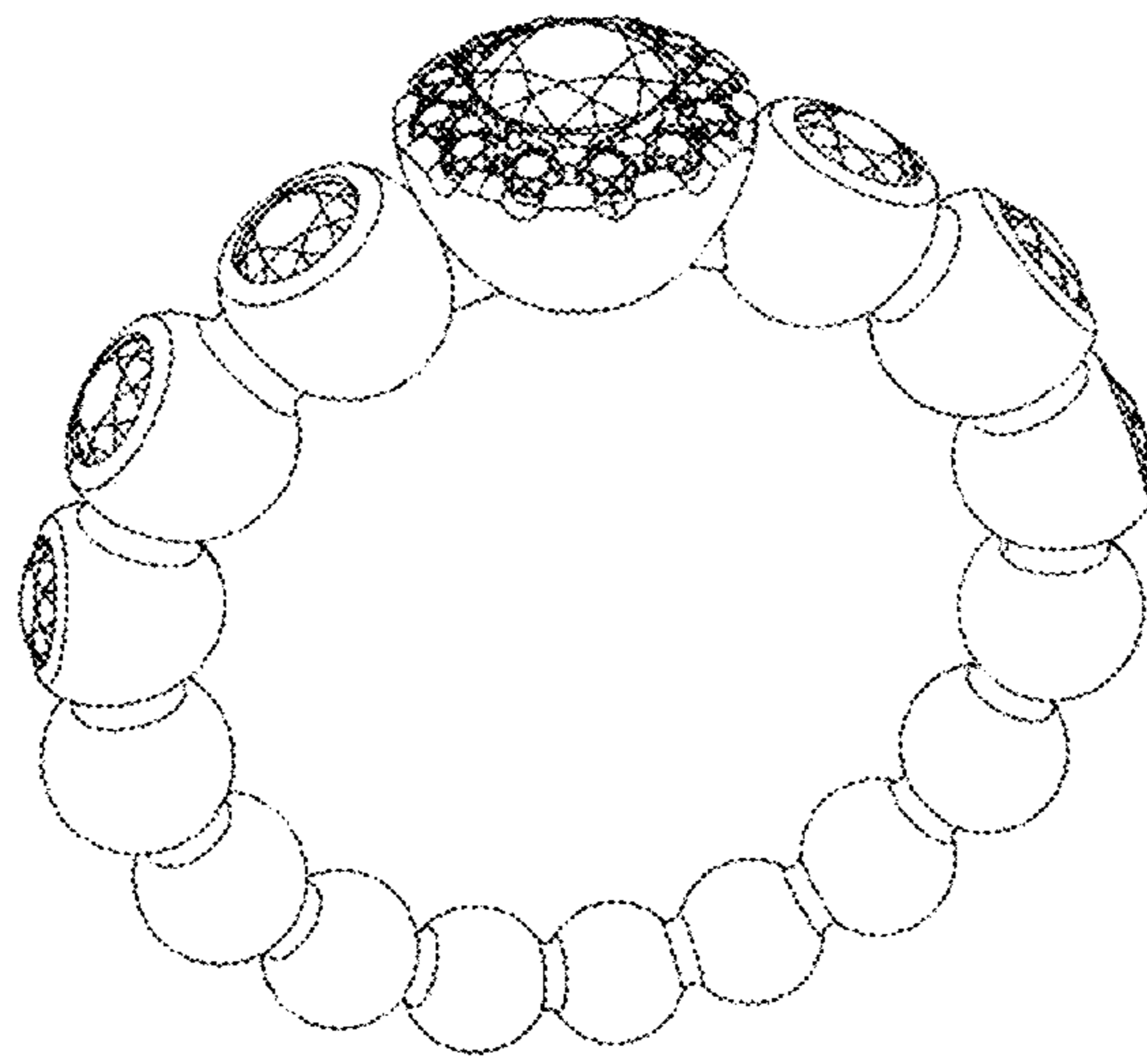


FIG. 1

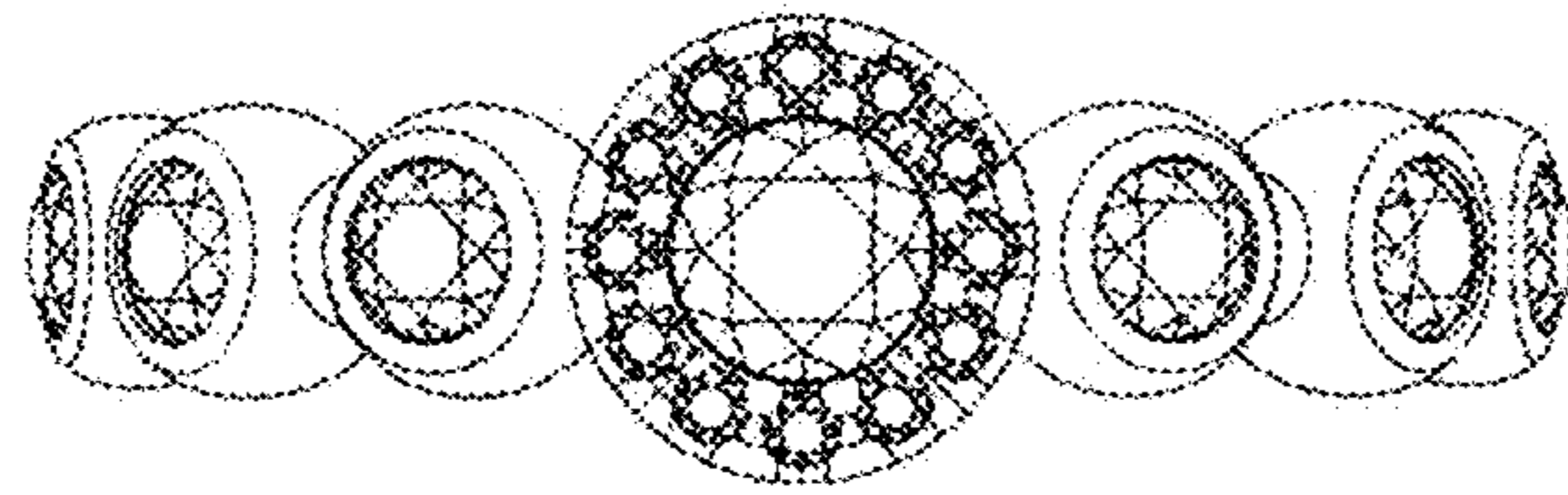


FIG. 2

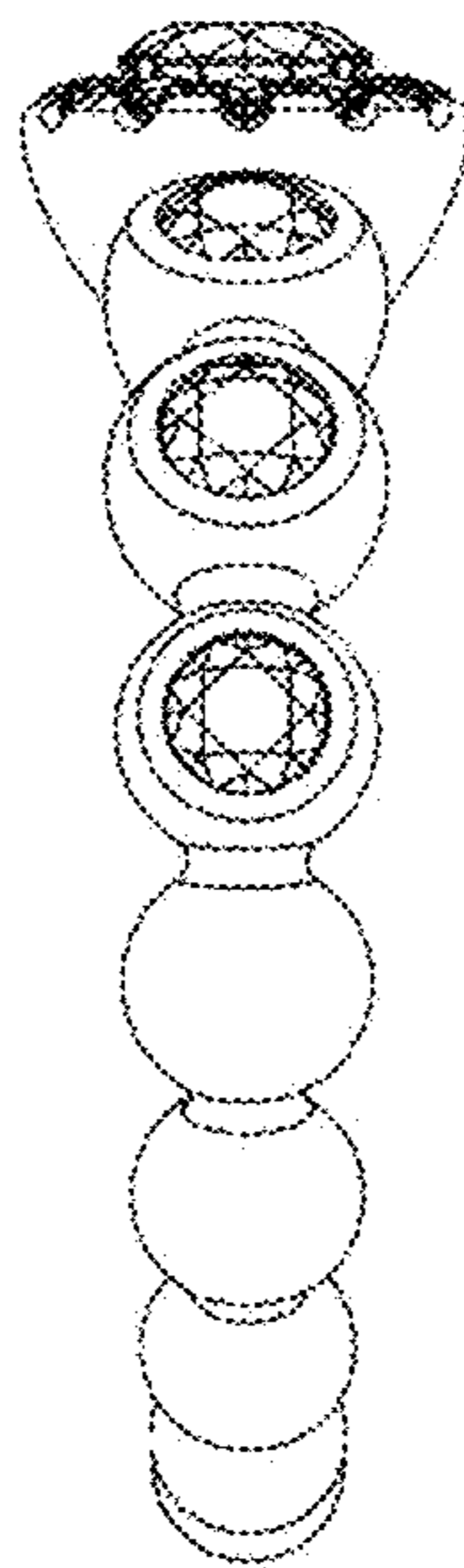


FIG. 3

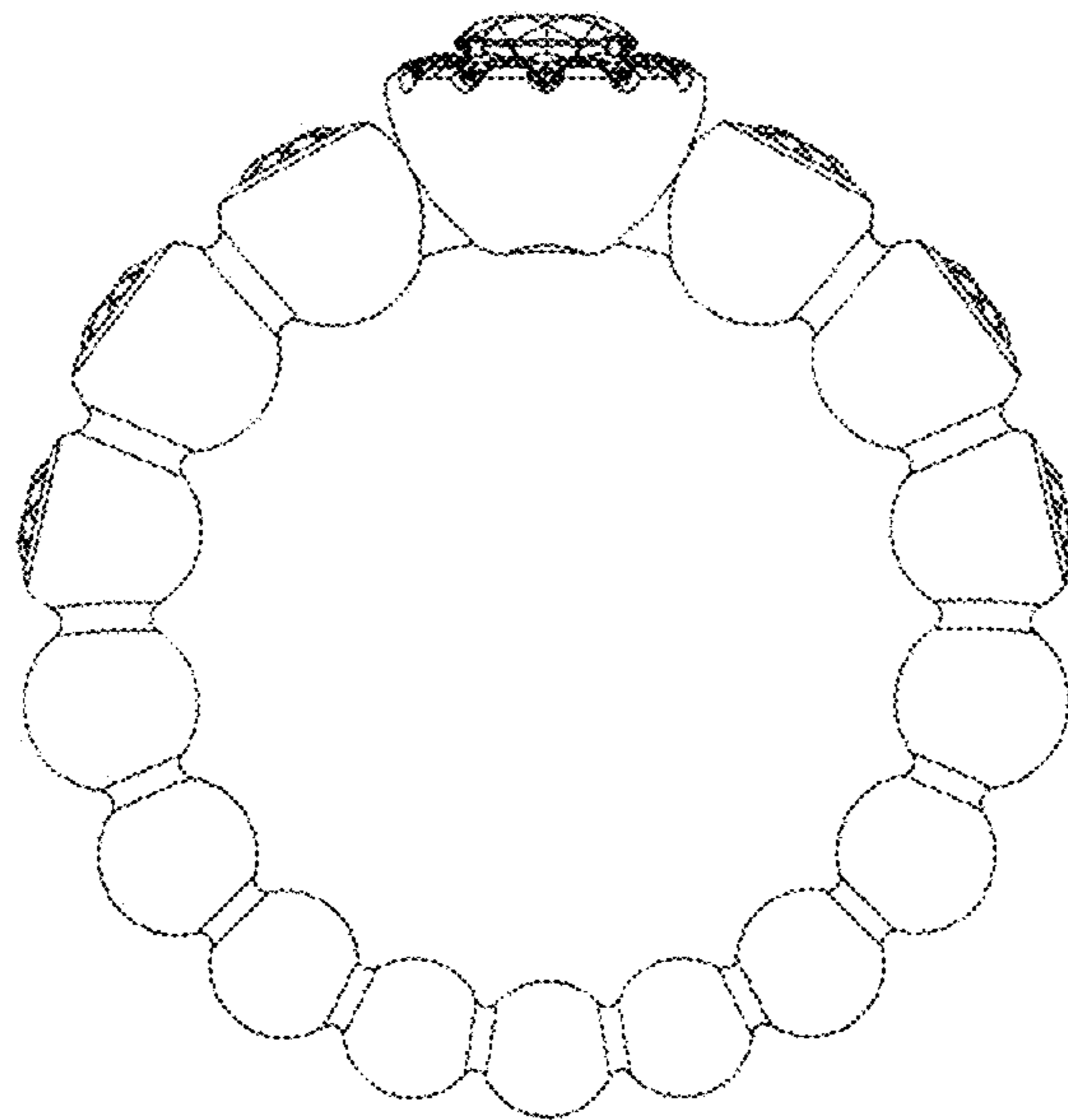


FIG. 4

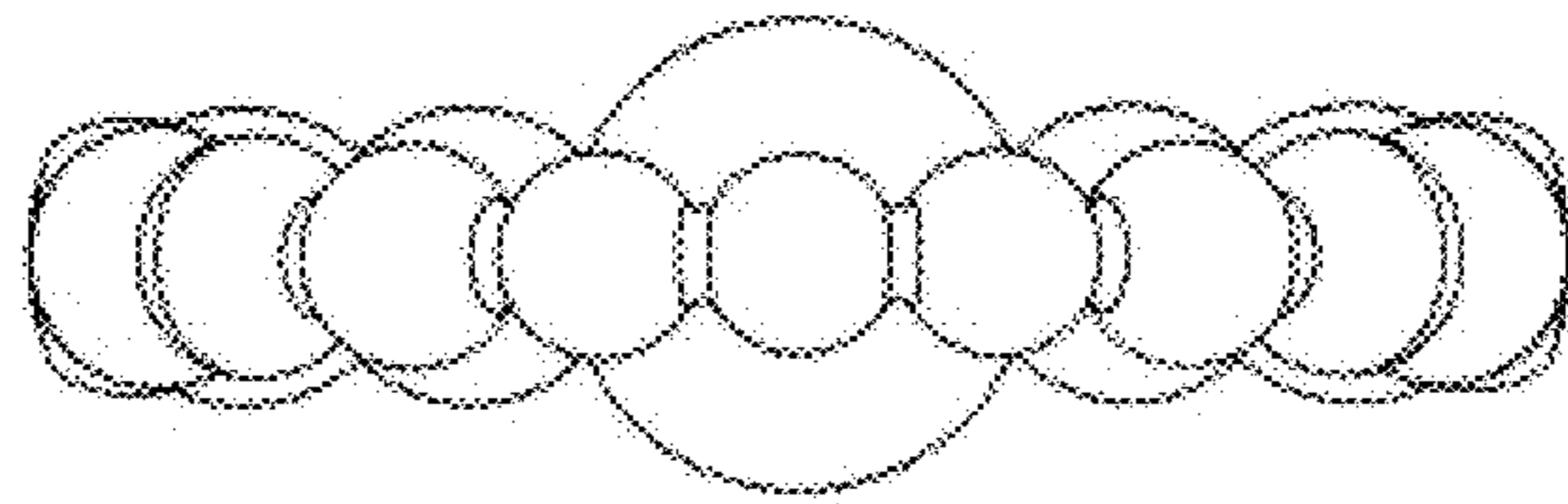


FIG. 5