



US00D732994S

(12) **United States Design Patent**  
**Wentz et al.**

(10) **Patent No.:** **US D732,994 S**  
(45) **Date of Patent:** **\*\* Jun. 30, 2015**

- (54) **WRISTBAND**
- (71) Applicant: **EveryKey, LLC**, Longmont, CO (US)
- (72) Inventors: **Christopher Wentz**, Longmont, CO (US); **Pin Ting Chen**, Cleveland, OH (US); **Bingfu He**, Beijing (CN)
- (\*\*) Term: **14 Years**
- (21) Appl. No.: **29/497,358**
- (22) Filed: **Jul. 23, 2014**
- (51) **LOC (10) Cl.** ..... **11-01**
- (52) **U.S. Cl.**  
USPC ..... **D11/5**
- (58) **Field of Classification Search**  
USPC ..... D11/1-27; 63/1.11, 3, 3.1, 3.2, 15, 63/15.1-15.4, 15.45, 15.5, 15.6, 15.65, 63/5.1, 5.2, 6, 7; D28/41; D14/344, 427; 726/4

See application file for complete search history.

(56) **References Cited**

**U.S. PATENT DOCUMENTS**

D39,036 S *	1/1908	Mitchell	.....	D11/5
D338,629 S *	8/1993	Bulgari	.....	D11/34
D556,194 S *	11/2007	Rambosek et al.	.....	D14/480.3
D558,198 S *	12/2007	Blankenship et al.	.....	D14/480.5
D583,815 S *	12/2008	Giovannoni	.....	D14/480.3
D653,149 S *	1/2012	Behar et al.	.....	D11/5
D678,802 S *	3/2013	Takahashi	.....	D11/37
D684,879 S *	6/2013	Hwang	.....	D11/3
D692,341 S *	10/2013	Hwang	.....	D11/3

D707,148 S *	6/2014	Proud et al.	.....	D11/5
D714,179 S *	9/2014	Park et al.	.....	D11/3
D717,956 S *	11/2014	Alexander et al.	.....	D24/167

**OTHER PUBLICATIONS**

[Online] <http://www.everykey.com/product-information-and-specs.html>. Retrieved Feb. 3, 2015.\*

\* cited by examiner

*Primary Examiner* — Garth Rademaker

*Assistant Examiner* — Melanie Pellegrini

(74) *Attorney, Agent, or Firm* — Brennan, Manna & Diamond, LLC

(57) **CLAIM**

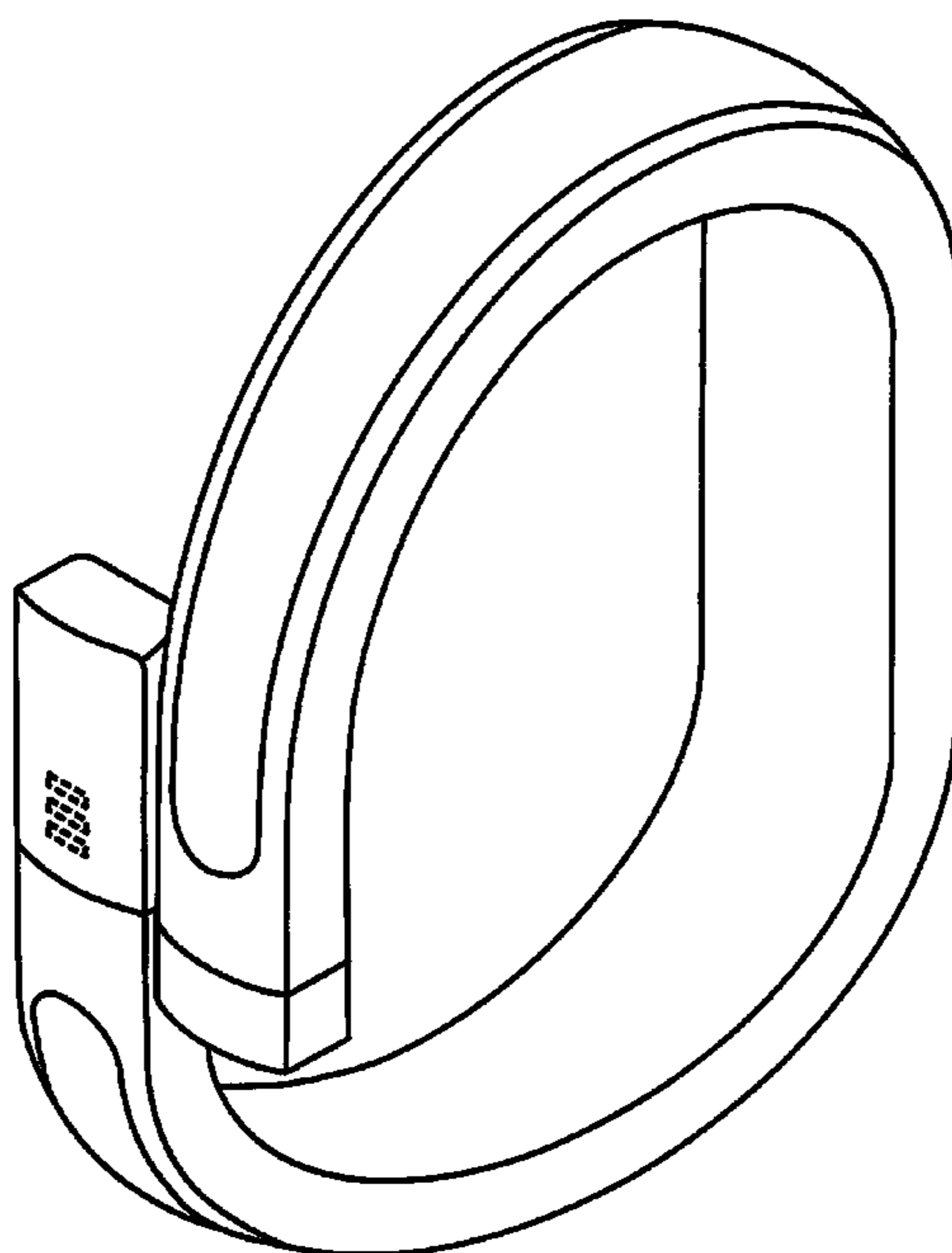
The ornamental design for a wristband, as shown and described.

**DESCRIPTION**

FIG. 1 is a rear and right side perspective view of a wristband showing our new design;  
 FIG. 2 is a top plan view thereof;  
 FIG. 3 is a bottom plan view thereof;  
 FIG. 4 is a right side elevational view thereof;  
 FIG. 5 is a left side elevational view thereof;  
 FIG. 6 is a front elevational view thereof; and,  
 FIG. 7 is a rear elevational view thereof.

The broken lines shown in the drawings illustrate portions of the wristband that form no part of the claimed design.

**1 Claim, 7 Drawing Sheets**



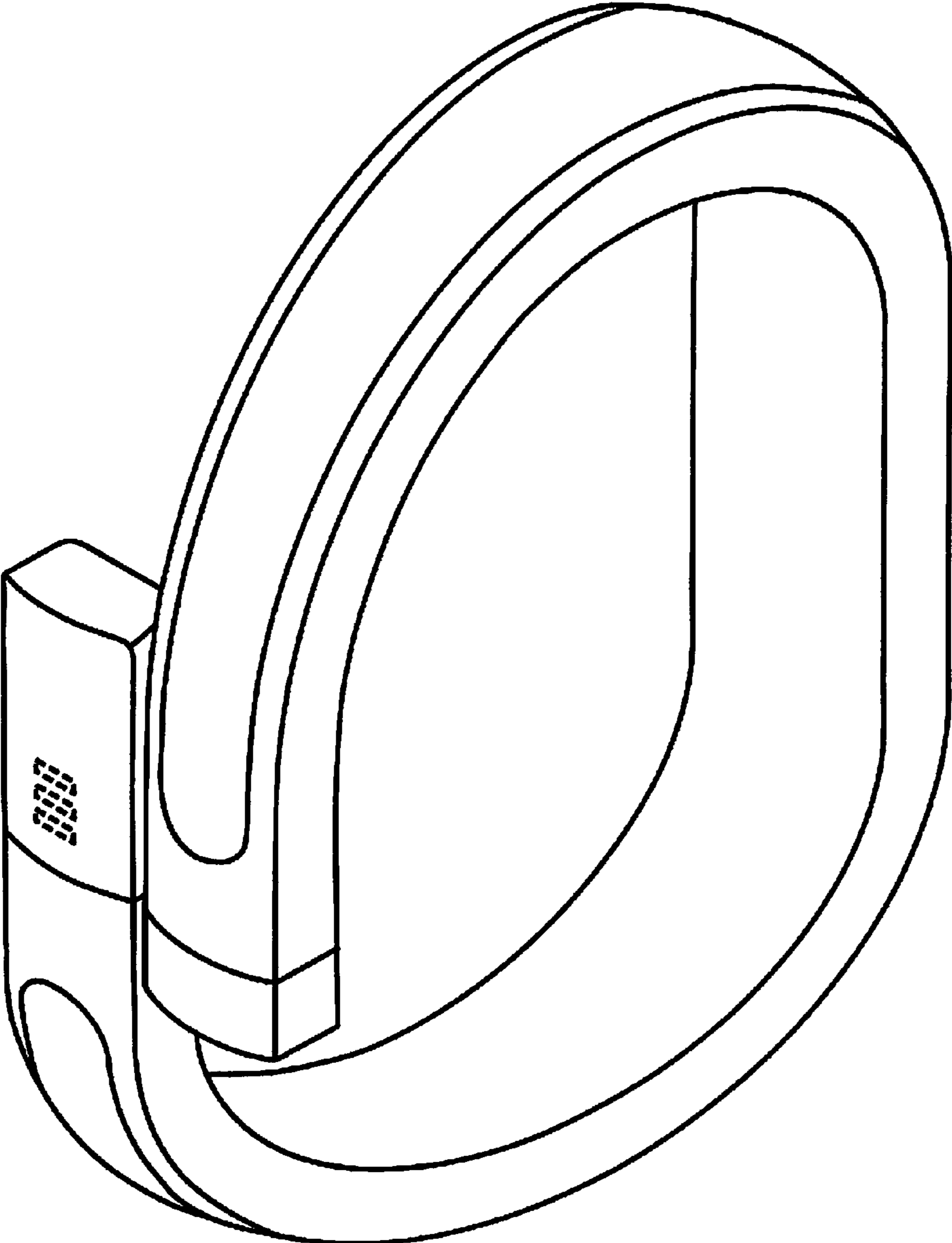


FIG. 1




FIG. 2

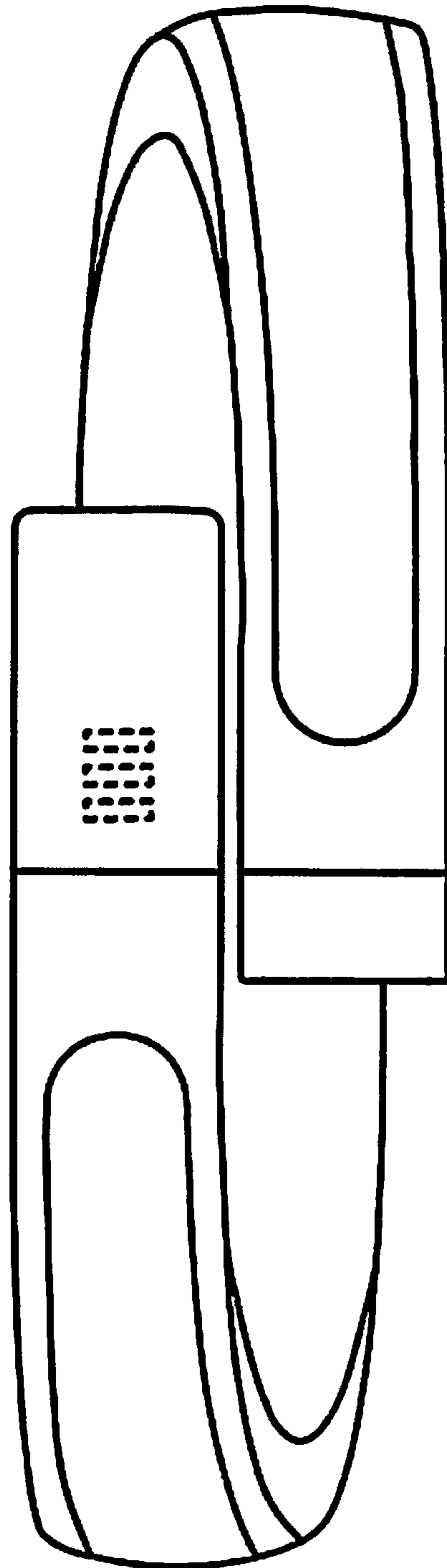


FIG. 3

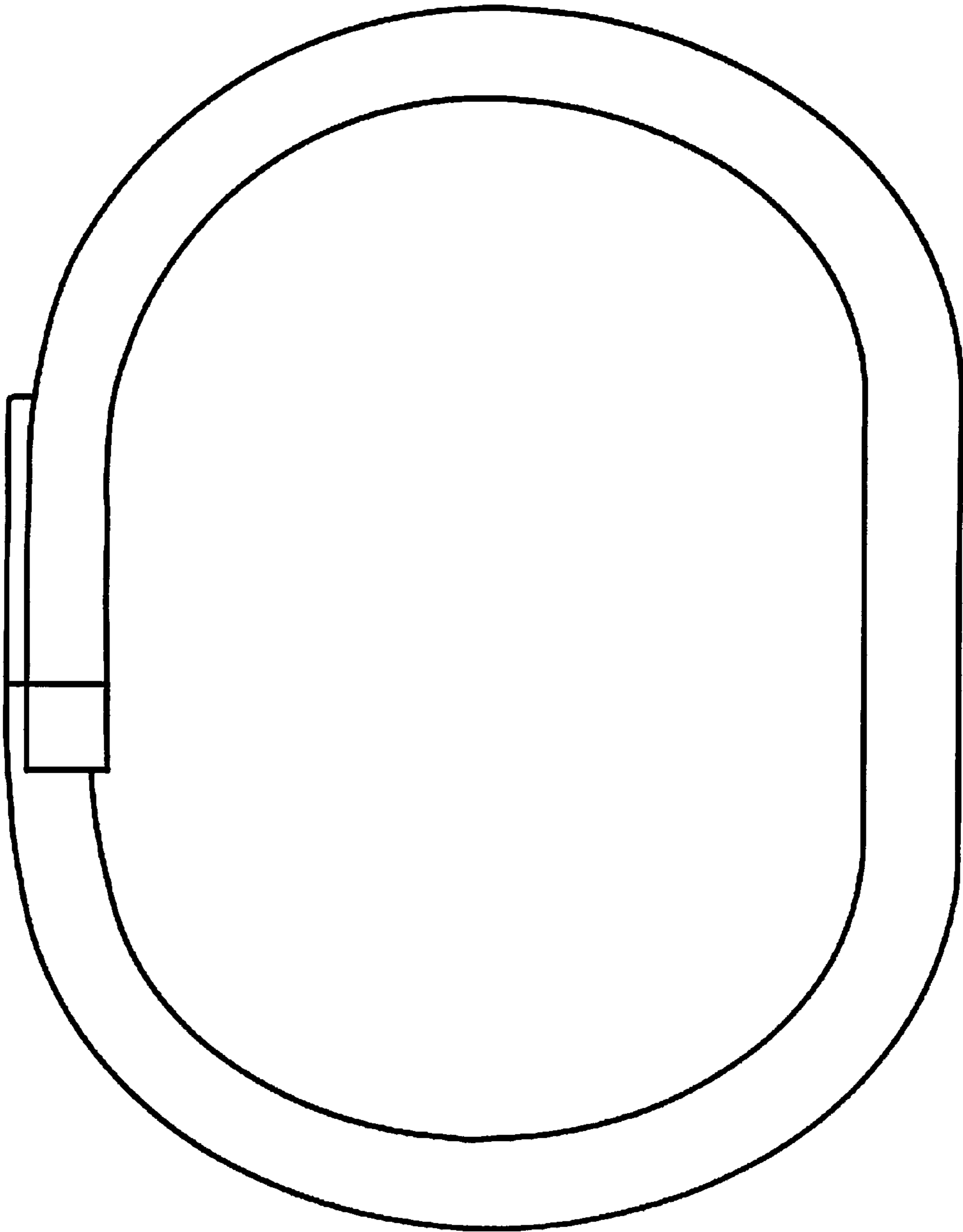


FIG. 4

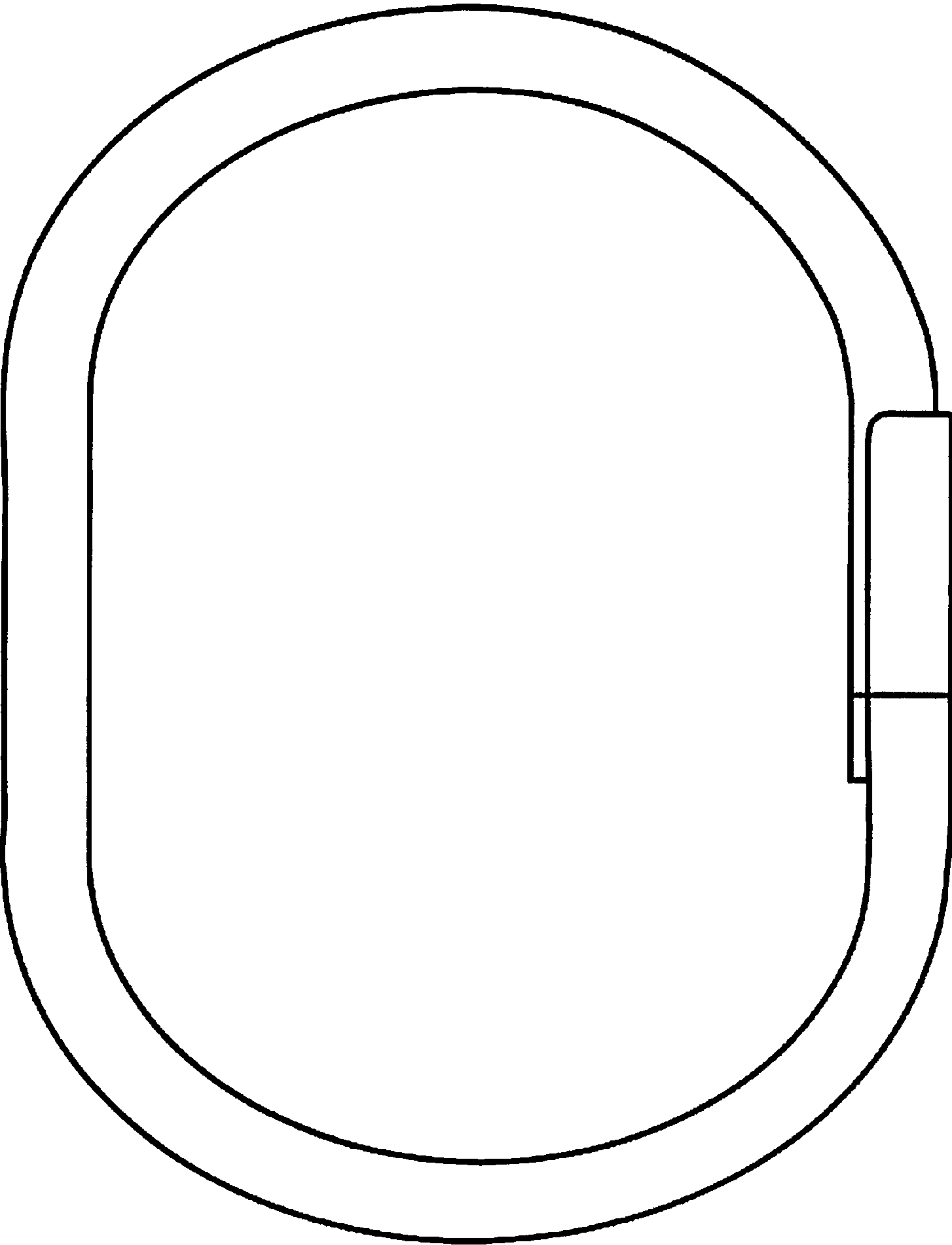


FIG. 5



FIG. 6



FIG. 7