



US00D732986S

(12) **United States Design Patent**
Monachon

(10) **Patent No.:** **US D732,986 S**
(45) **Date of Patent:** **** Jun. 30, 2015**

- (54) **WATCH**
- (71) Applicant: **OMEGA LTD.**, Biel/Bienne (CH)
- (72) Inventor: **Jean-Claude Monachon**, Bevaix (CH)
- (73) Assignee: **OMEGA LTD.**, Biel/Bienne (CH)
- (**) Term: **14 Years**
- (21) Appl. No.: **29/499,518**
- (22) Filed: **Aug. 15, 2014**
- (30) **Foreign Application Priority Data**

D525,537 S *	7/2006	Monachon	D10/32
D536,626 S *	2/2007	Kachi	D10/31
D536,998 S *	2/2007	Fujihara	D10/38
D544,372 S *	6/2007	Seyr et al.	D10/32
D566,581 S *	4/2008	Giannini	D10/32
D580,280 S *	11/2008	Takahashi et al.	D10/39
D585,309 S *	1/2009	Monachon	D10/39
D607,755 S *	1/2010	Kummer et al.	D10/38
D621,284 S *	8/2010	Cerrato	D10/38
D640,144 S *	6/2011	Tonohori	D10/32
D656,416 S *	3/2012	Monachon	D10/39
D656,417 S *	3/2012	Monachon	D10/39
D668,162 S *	10/2012	Inoue	D10/39
D701,465 S *	3/2014	Ganz	D10/38
D702,136 S *	4/2014	Monachon	D10/39
D708,965 S *	7/2014	Monachon	D10/39
D711,750 S *	8/2014	Monachon	D10/39

* cited by examiner

Mar. 7, 2014 (WO) DM/083 055

- (51) **LOC (10) Cl.** **10-02**
- (52) **U.S. Cl.**
USPC **D10/39; D10/31**
- (58) **Field of Classification Search**
USPC D10/30-39, 122-132, 40; 368/276,
368/281, 282, 294, 295
CPC G04B 37/0008; G04B 19/08; G04B 19/18;
G04B 19/283; G04B 19/286; G04G 9/0088;
G04G 9/0094; G04G 5/045; G04G 5/04;
G04G 9/025; G04G 9/126
See application file for complete search history.

Primary Examiner — Lucy Lieberman
(74) *Attorney, Agent, or Firm* — Donald J. Ranft; Kristen A. Mogavero; Collen IP


(57) **CLAIM**
The ornamental design for a watch, as shown.

DESCRIPTION

FIG. 1 is a front right perspective view of a watch showing my new design;
FIG. 2 is a front view thereof;
FIG. 3 is a rear view thereof;
FIG. 4 is a left side view thereof;
FIG. 5 is a right side view thereof;
FIG. 6 is a top view thereof;
FIG. 7 is a bottom view thereof;
FIG. 8 is a front left perspective view thereof;
FIG. 9 is a rear right perspective view thereof; and,
FIG. 10 is a rear left perspective view thereof.

- (56) **References Cited**
U.S. PATENT DOCUMENTS
D195,421 S * 6/1963 Huguenin D10/39
3,475,902 A * 11/1969 Wessel 368/10
4,355,380 A * 10/1982 Huguenin et al. 368/71
D300,807 S * 4/1989 Schneider D10/32
6,184,871 B1 * 2/2001 Teres et al. 345/173
6,809,993 B1 * 10/2004 Muller et al. 368/242
D501,641 S * 2/2005 Sugiura D10/39

1 Claim, 8 Drawing Sheets






FIG. 1




FIG. 2

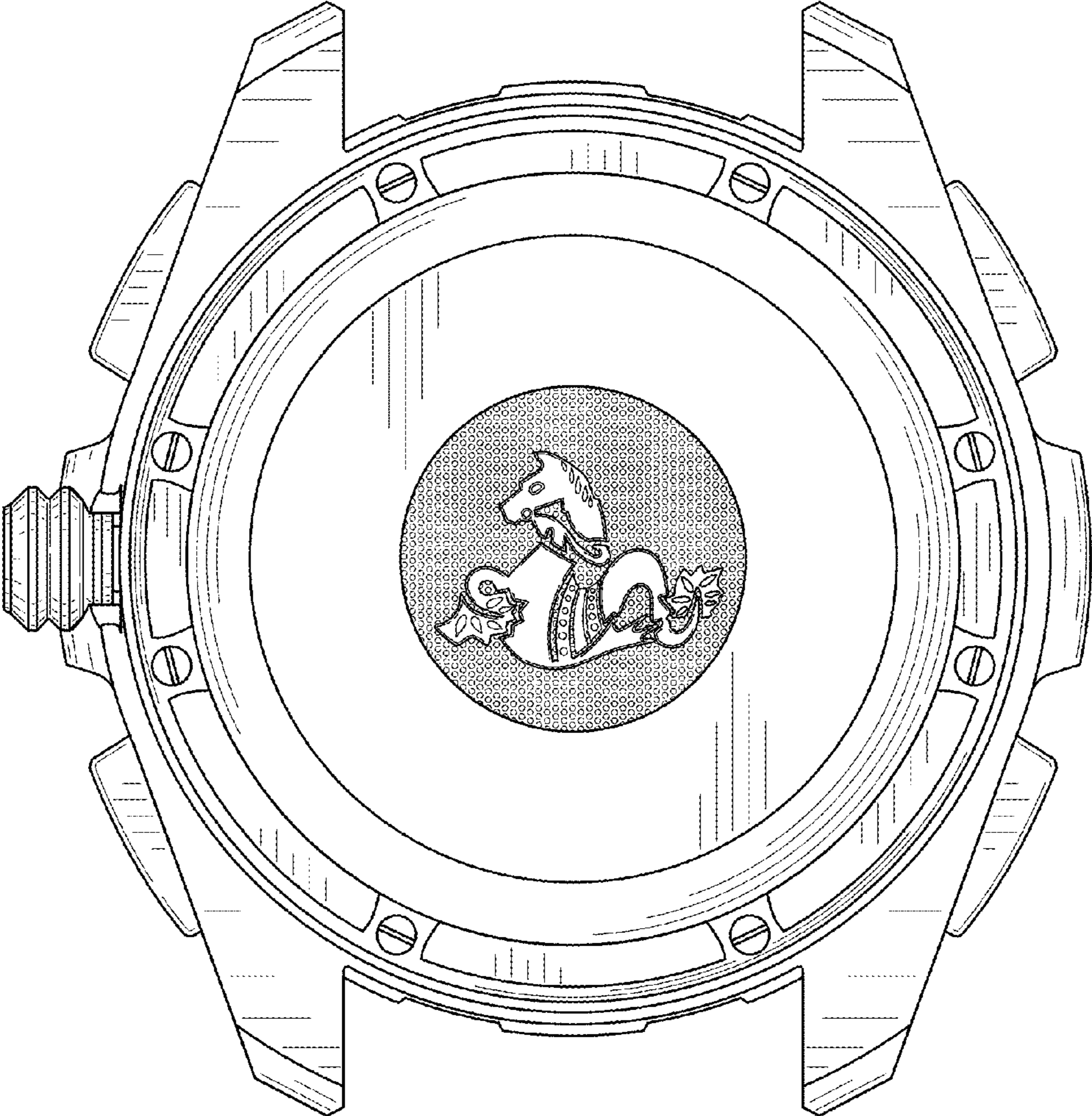


FIG. 3

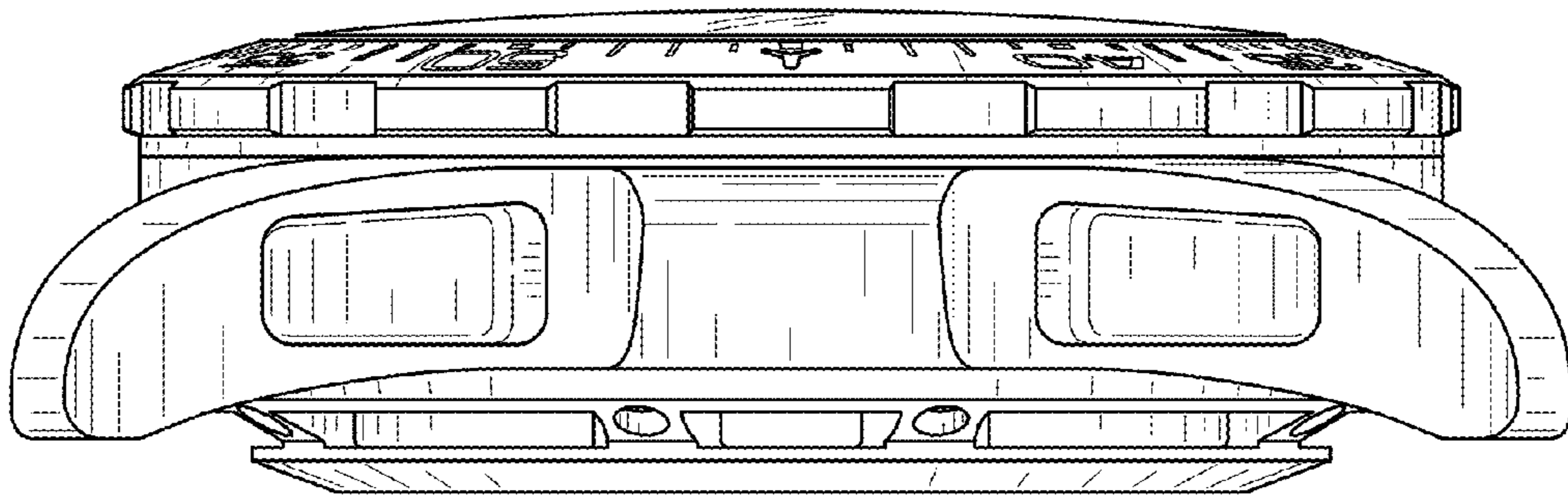


FIG. 4

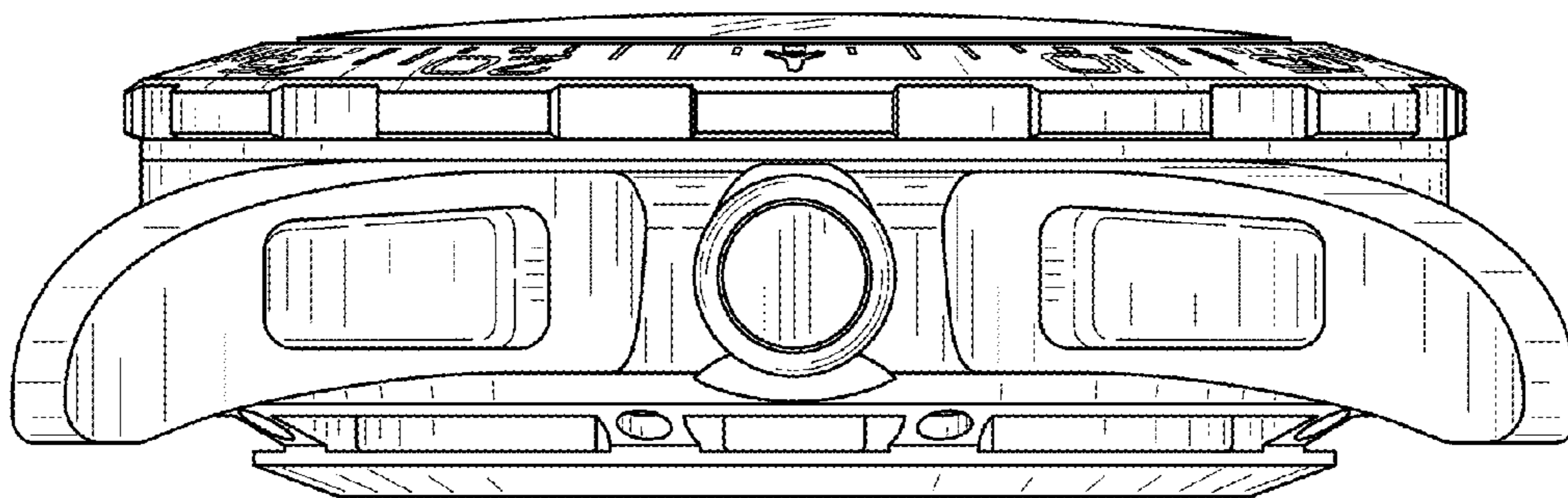


FIG. 5

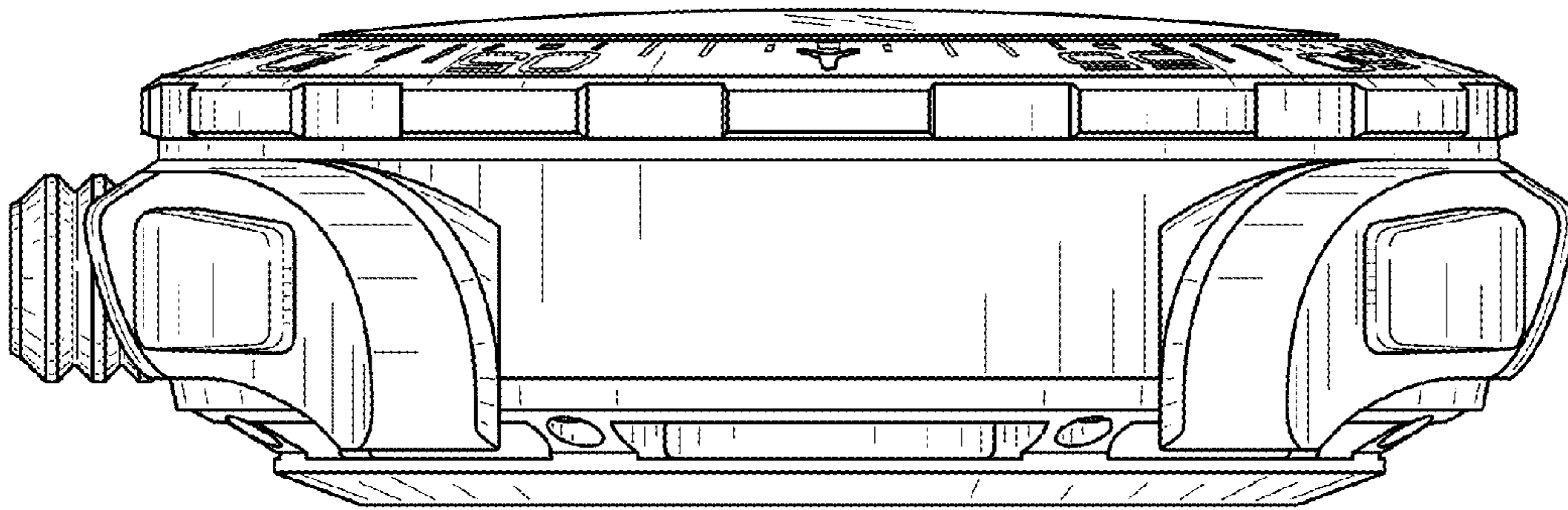


FIG. 6

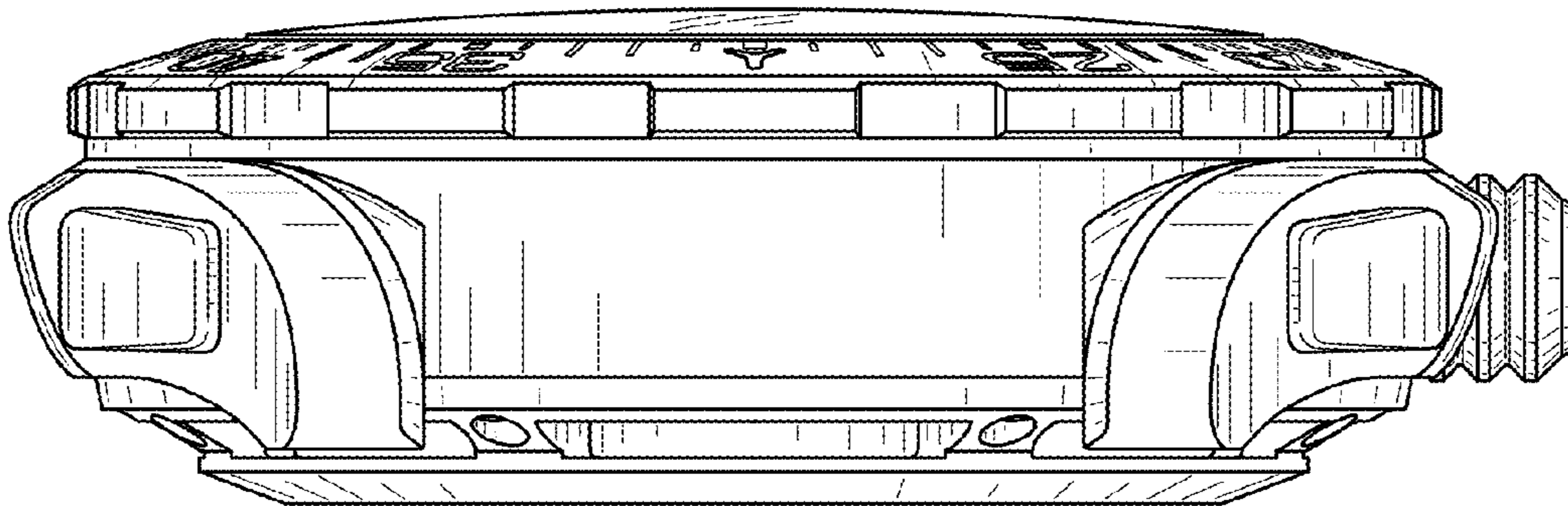


FIG. 7

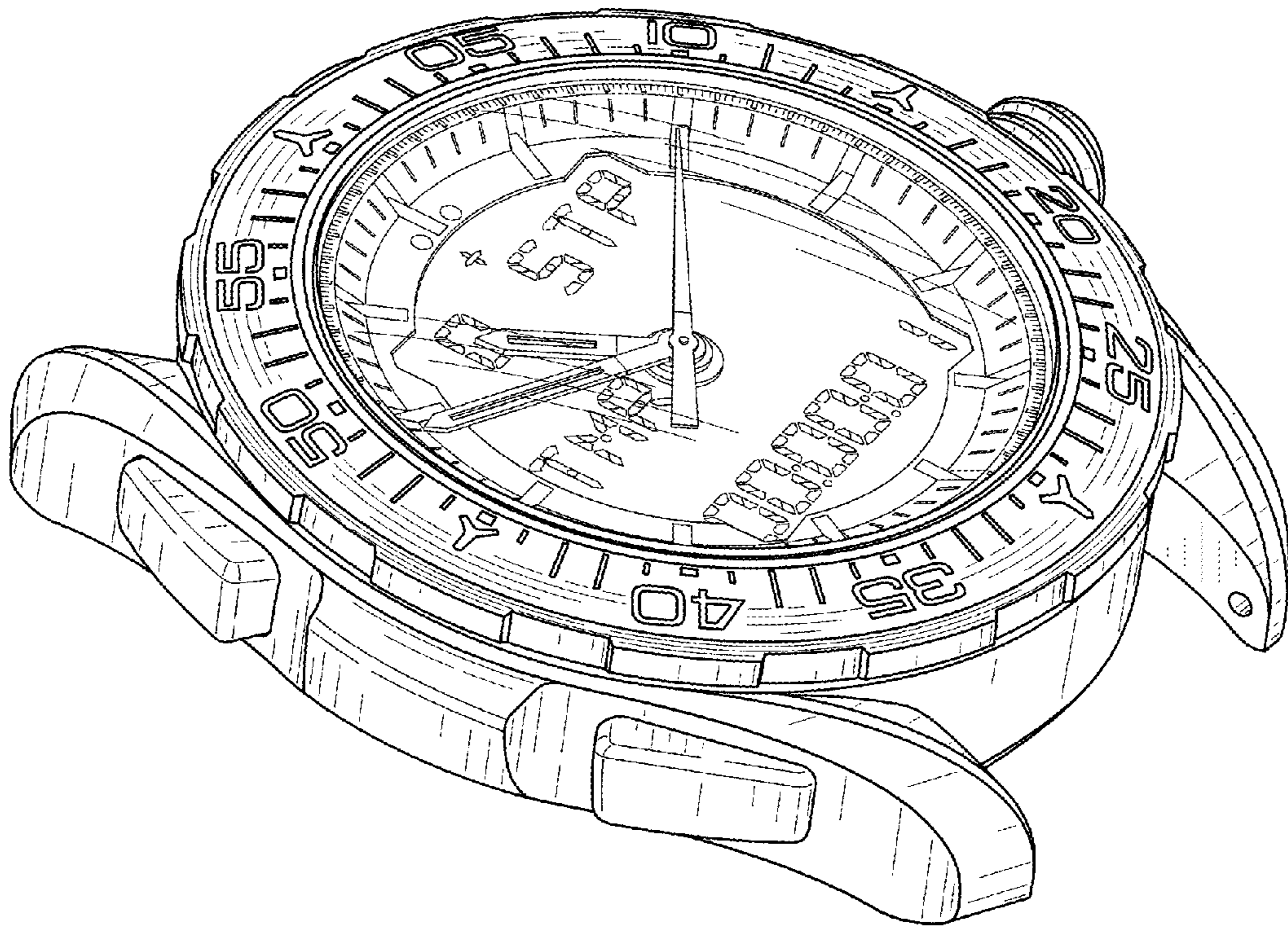


FIG. 8

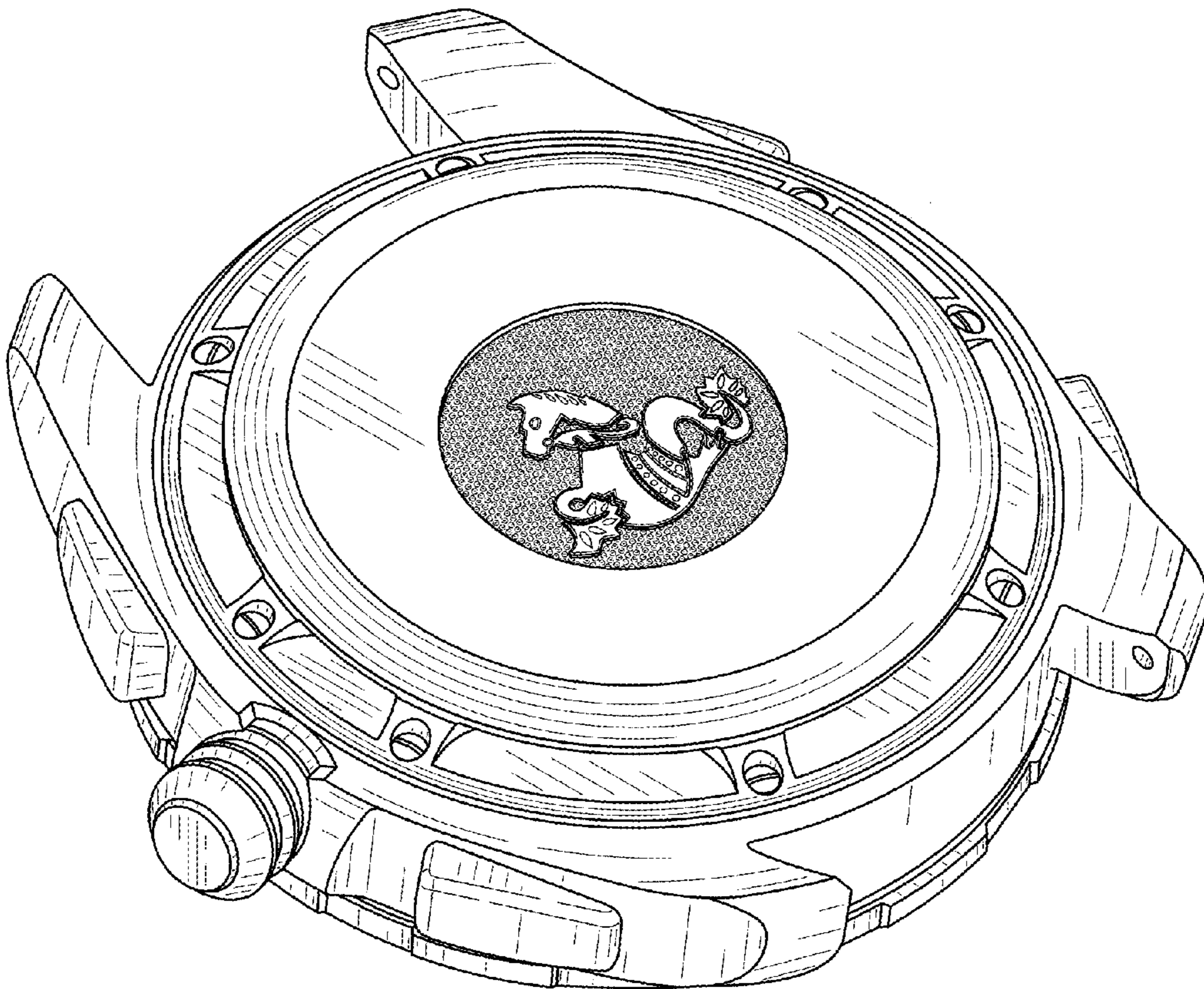


FIG. 9

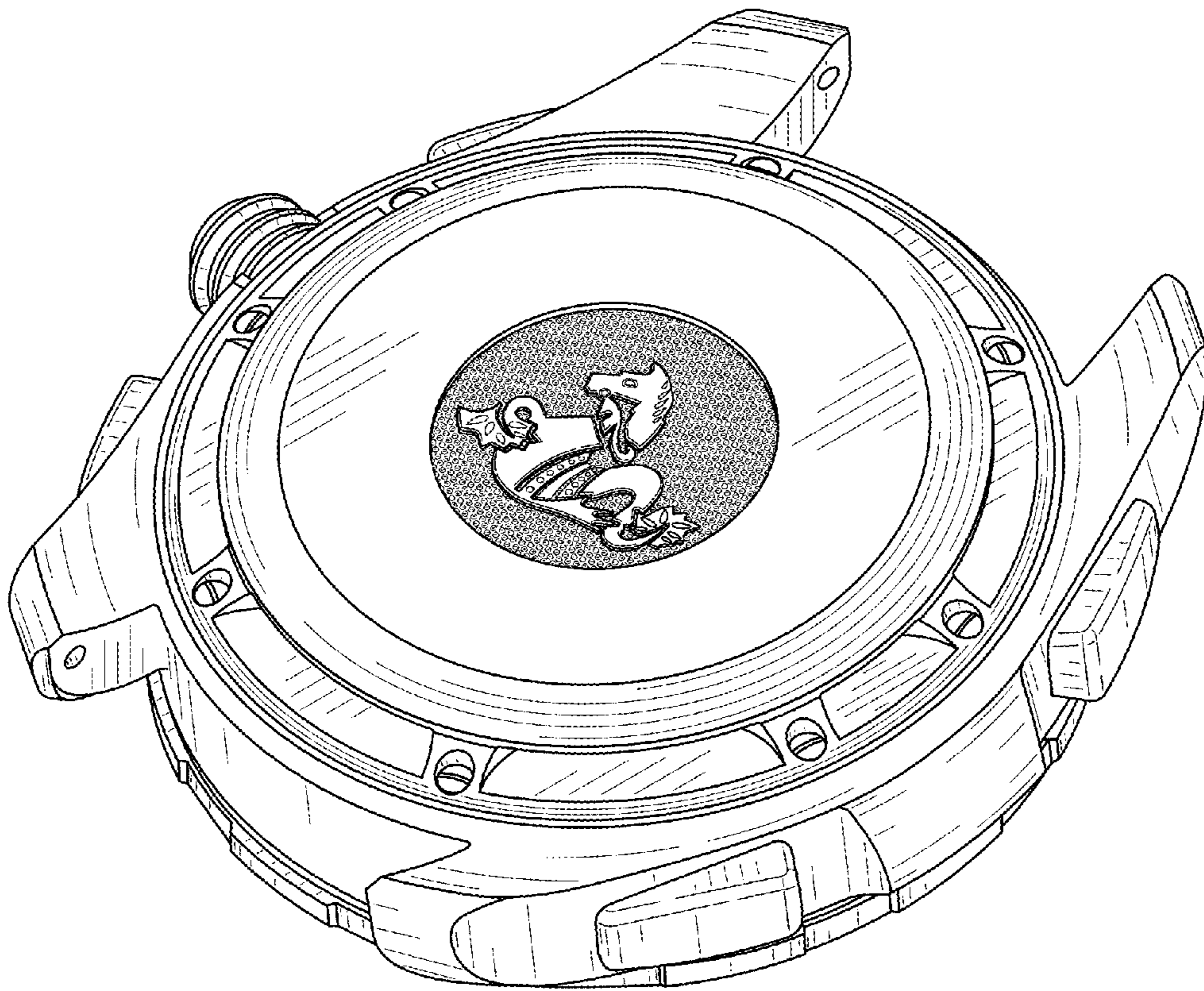


FIG. 10