



US00D732978S

(12) **United States Design Patent**  
**Kick**

(10) **Patent No.:** **US D732,978 S**

(45) **Date of Patent:** **\*\* Jun. 30, 2015**

(54) **CONTAINER**

(71) Applicant: **Merrilee Kick**, Carrollton, TX (US)

(72) Inventor: **Merrilee Kick**, Carrollton, TX (US)

(\*\*) Term: **14 Years**

(21) Appl. No.: **29/479,398**

(22) Filed: **Jan. 15, 2014**

(51) **LOC (10) Cl.** ..... **09-01**

(52) **U.S. Cl.**  
USPC ..... **D9/772**

(58) **Field of Classification Search**  
USPC ..... D9/500, 503, 516, 519, 520, 549, 574,  
D9/763-783; 215/381-385; 220/660, 662,  
220/669  
See application file for complete search history.

(56) **References Cited**

**U.S. PATENT DOCUMENTS**

D49,555 S *	8/1916	Vivaudou .....	D9/504
D106,034 S *	9/1937	Harrison .....	D9/500
D224,516 S *	8/1972	Amberg .....	D9/500
D352,898 S *	11/1994	Vacher .....	D9/438
D383,646 S *	9/1997	Jeppesen et al. ....	D7/584
D448,666 S *	10/2001	Fields .....	D9/438
6,574,883 B2 *	6/2003	Giblin et al. ....	34/90
D512,917 S *	12/2005	Frisch et al. ....	D9/516
D562,685 S *	2/2008	Millspaw et al. ....	D9/500
D565,413 S *	4/2008	Honkawa et al. ....	D9/519
D596,489 S *	7/2009	Weiss .....	D9/519

D606,404 S *	12/2009	Diss .....	D9/500
D606,405 S *	12/2009	Takata et al. ....	D9/500
D612,732 S *	3/2010	Takata et al. ....	D9/500
D614,971 S *	5/2010	Millspaw et al. ....	D9/776
D634,635 S *	3/2011	Araujo et al. ....	D9/500
D650,280 S *	12/2011	de Peyerimhoff et al. ....	D9/504
D663,619 S *	7/2012	Pillet .....	D9/503
D675,528 S *	2/2013	Beaver .....	D9/519
D699,578 S *	2/2014	Marina et al. ....	D9/500
D701,767 S *	4/2014	Marina et al. ....	D9/500
D703,068 S *	4/2014	Kick .....	D9/776
D704,567 S *	5/2014	Sanders .....	D9/668
D711,247 S *	8/2014	Sanders .....	D9/668

\* cited by examiner

*Primary Examiner* — Keli L Hill

(74) *Attorney, Agent, or Firm* — John T. Wilson; Kandace D. Walter; Ryan S. Prugh

(57) **CLAIM**

The ornamental design for a container, as shown and described.

**DESCRIPTION**

FIG. 1 is an isometric view of a container, embodying my new design;

FIG. 2 is a side elevation view thereof;

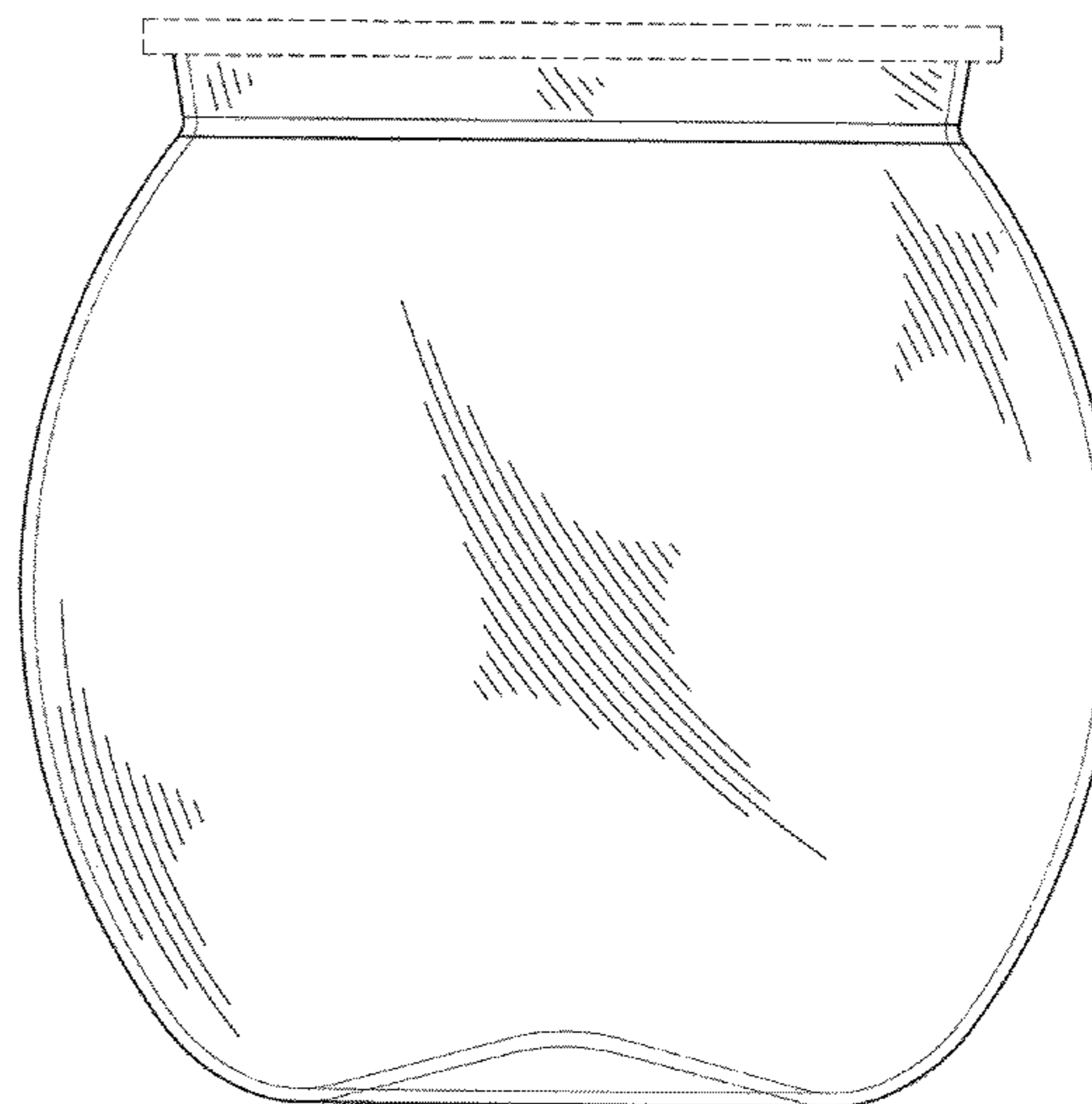
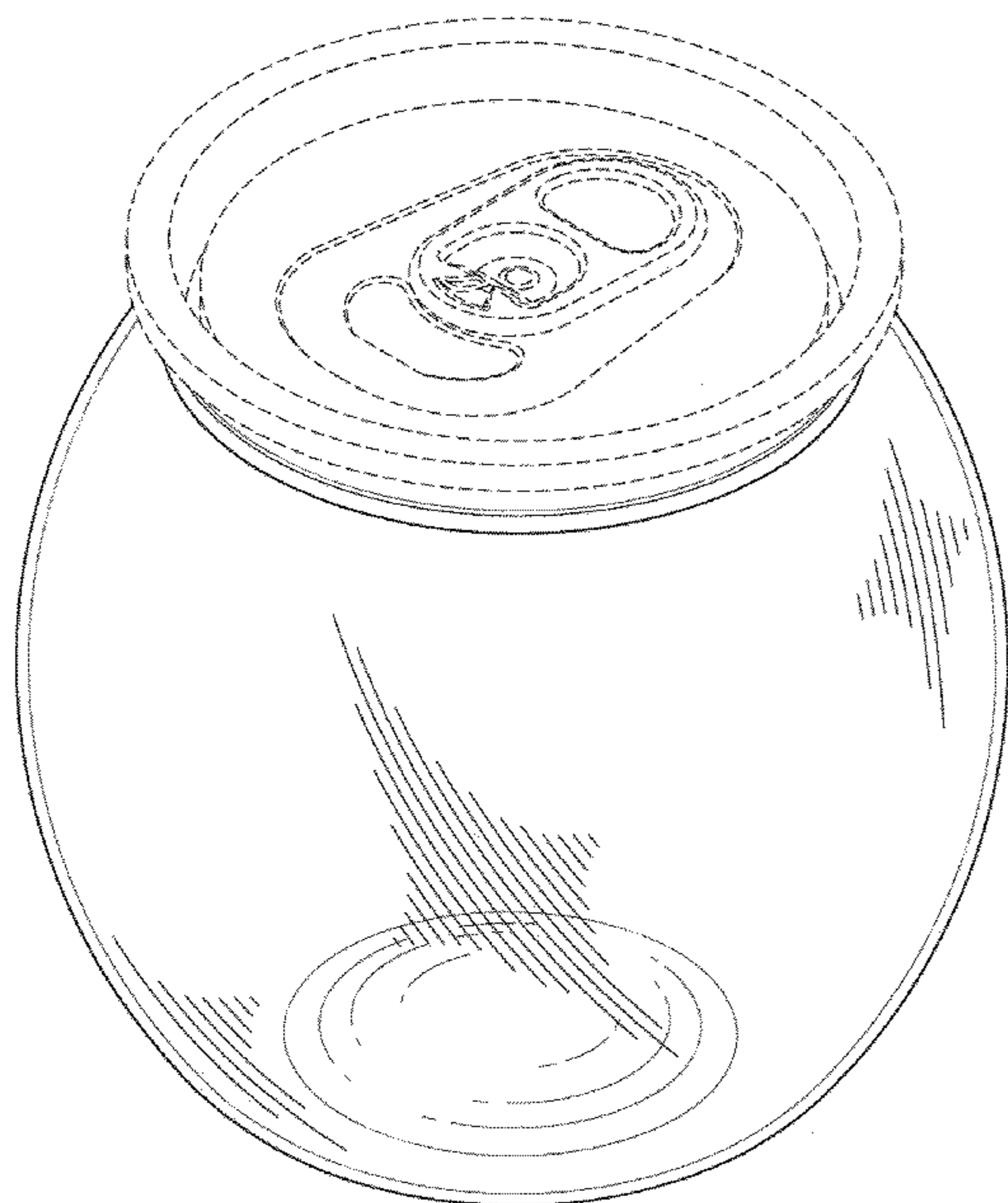
FIG. 3 is a top plan view thereof;

FIG. 4 is a bottom plan view thereof; and,

FIG. 5 is a cross-sectional view thereof, taken in the direction of line 5-5, as seen in FIG. 3.

The broken lines shown are included for the purpose of illustrating portions of the container that form no part of the claim.

**1 Claim, 5 Drawing Sheets**



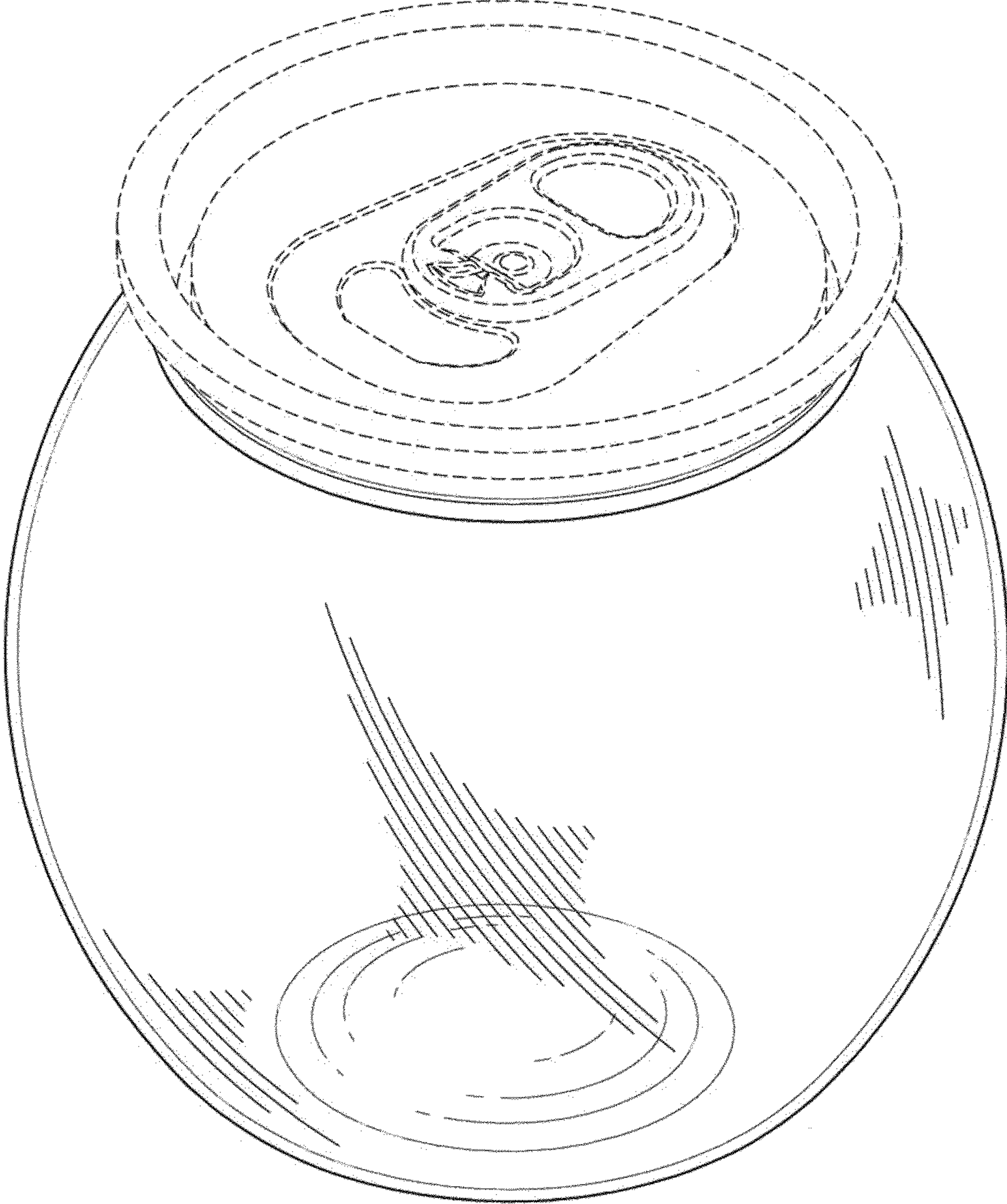


FIG. 1

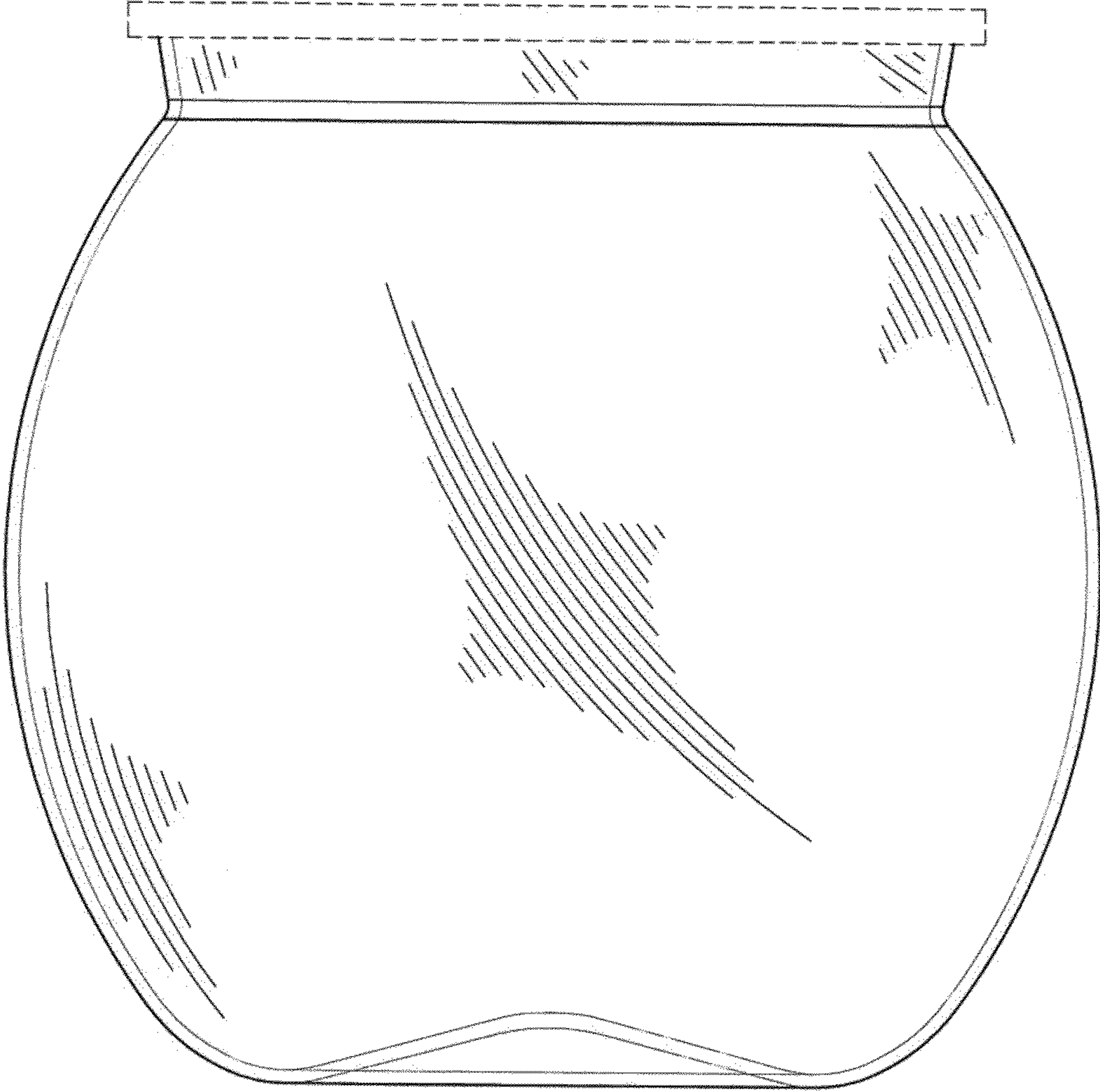


FIG. 2

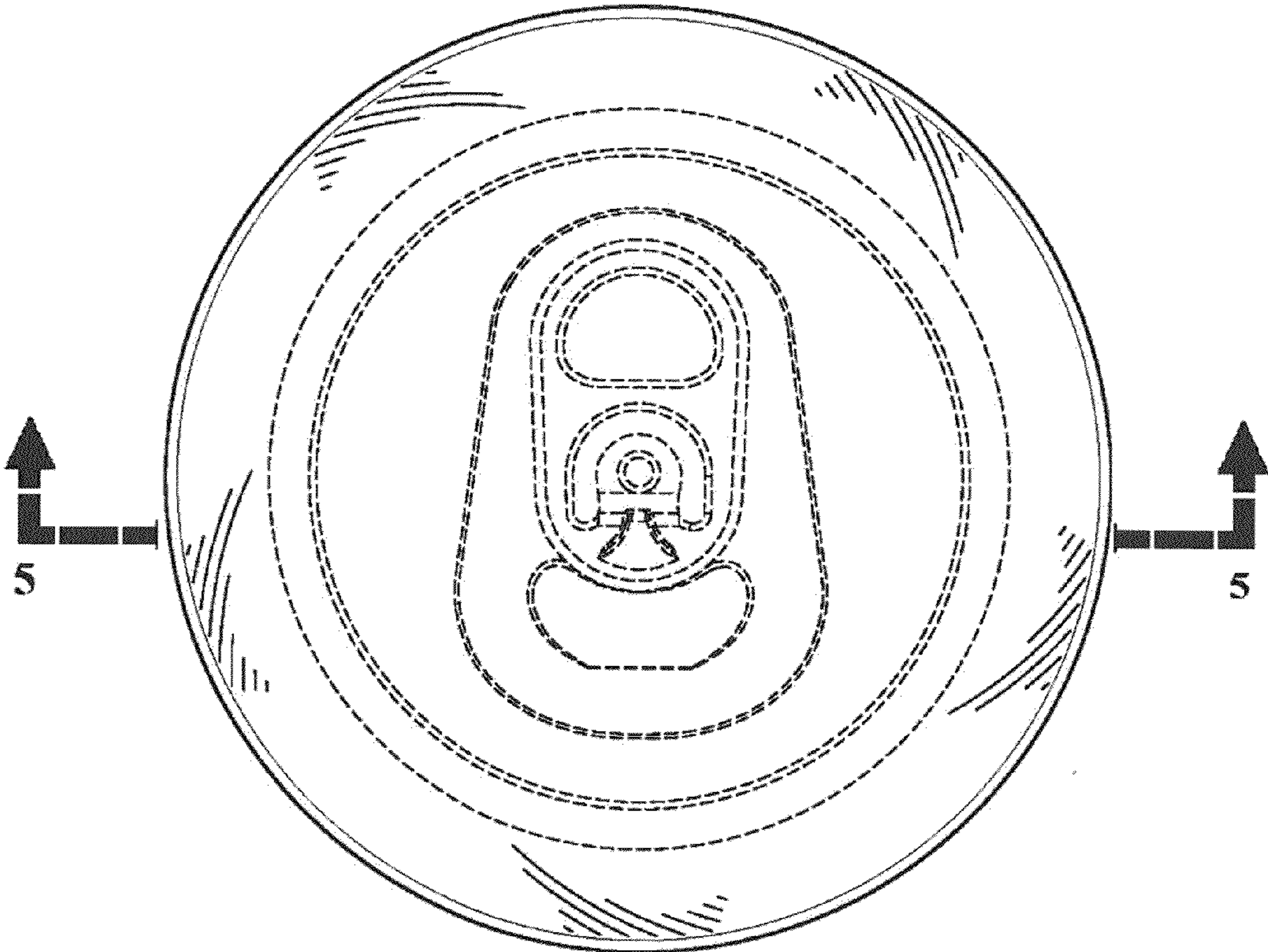


FIG. 3

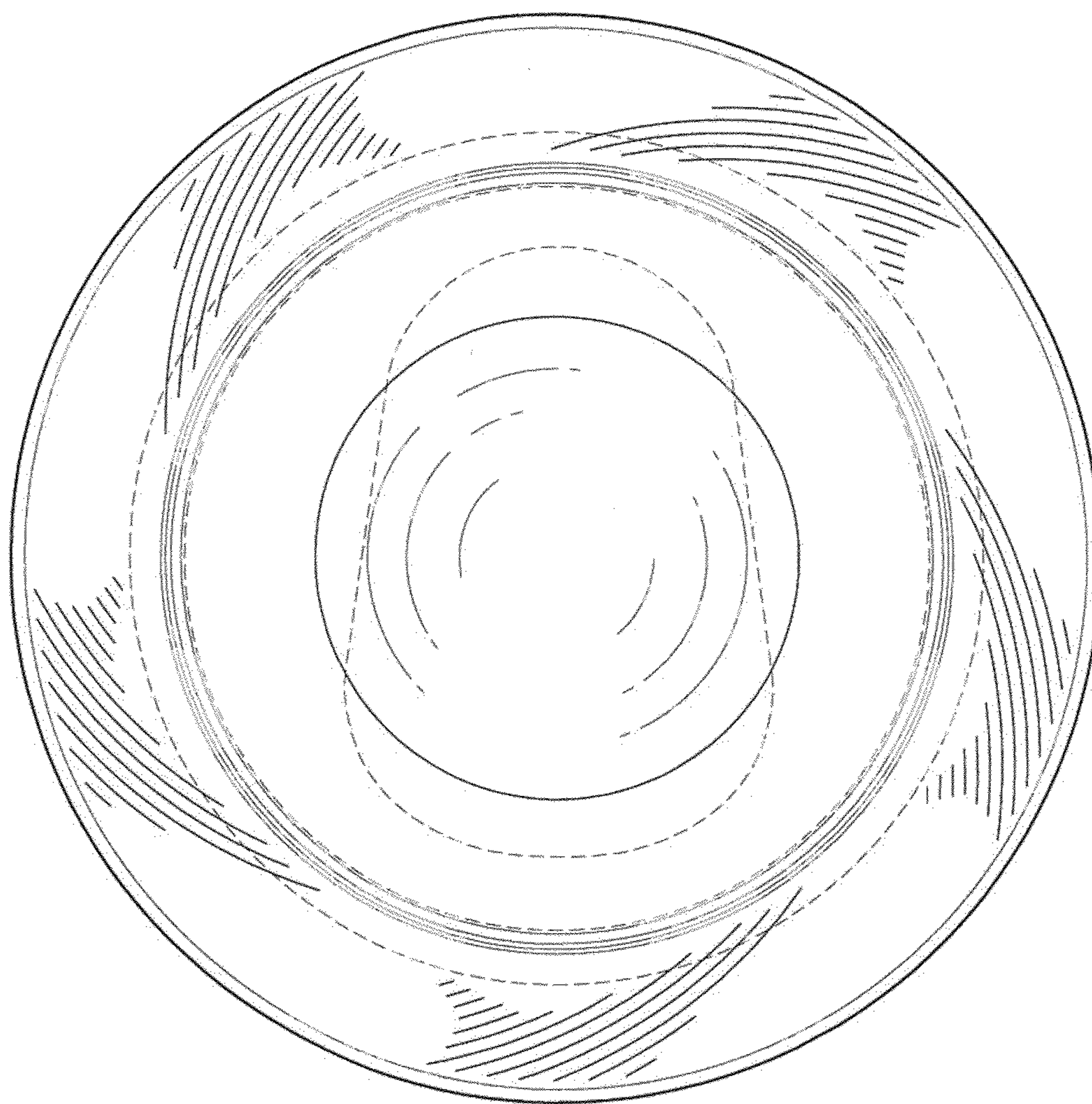


FIG. 4

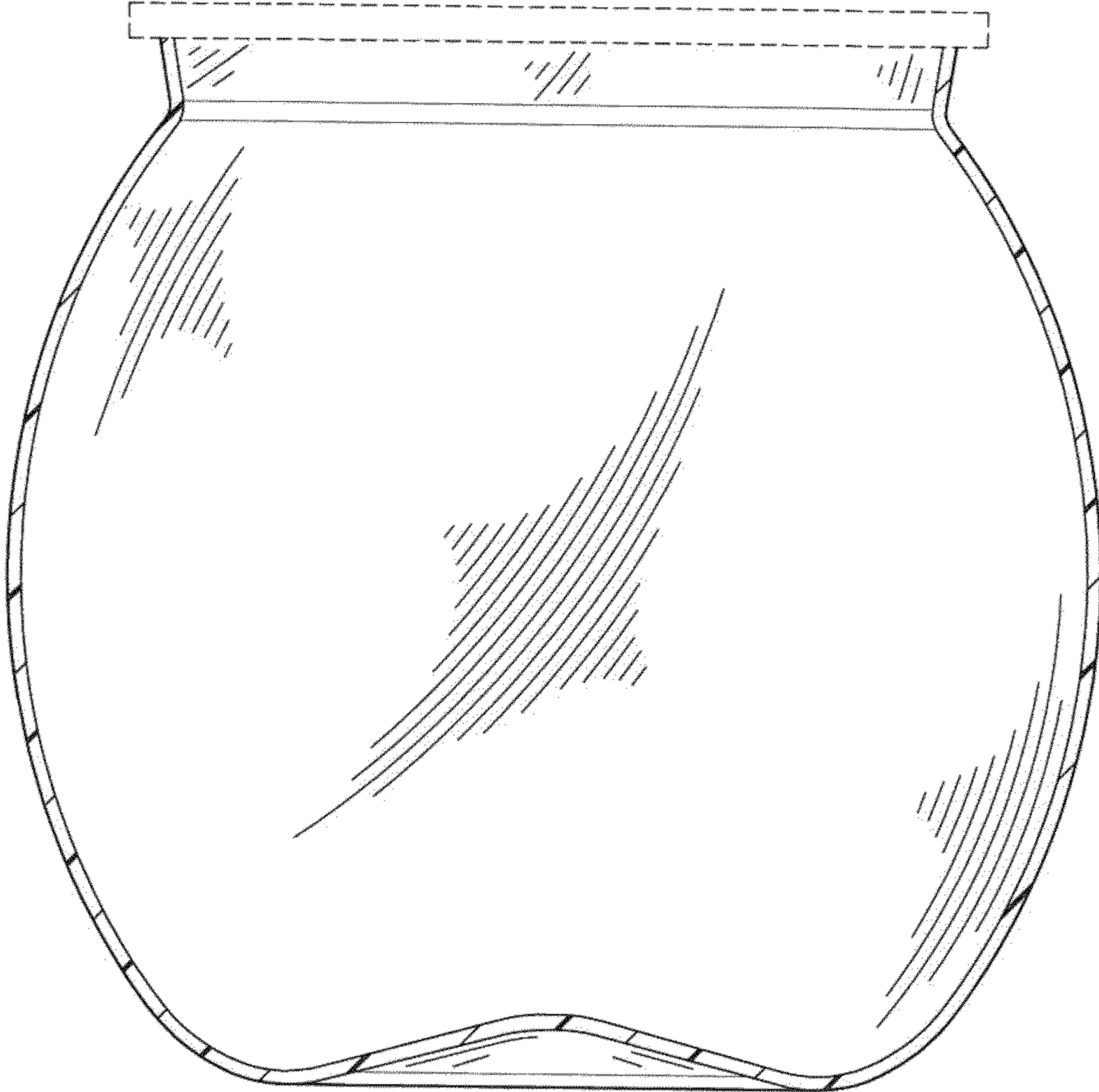


FIG. 5