



US00D732977S

(12) **United States Design Patent**
Booth et al.

(10) **Patent No.:** **US D732,977 S**
(45) **Date of Patent:** **** Jun. 30, 2015**

(54) **DRINKS CARRIERS**
(71) Applicant: **P4CK Ltd**, Berkshire (GB)
(72) Inventors: **Luke Booth**, Berkshire (GB);
Christopher Eves, Berkshire (GB)
(73) Assignee: **P4CK LTD.**, Berkshire (GB)
(**) Term: **14 Years**

D272,316 S *	1/1984	Braun	D9/752
4,550,824 A *	11/1985	Rhoads	206/150
4,557,375 A *	12/1985	Weaver et al.	206/241
D291,657 S *	9/1987	Carr et al.	D9/752
4,793,647 A *	12/1988	Marvin	294/87.2
4,850,479 A *	7/1989	Bird	206/150
5,060,999 A *	10/1991	Marvin	294/87.2
5,098,144 A *	3/1992	Marvin	294/87.2
D375,897 S *	11/1996	Hansen	D9/754
D430,014 S *	8/2000	Hackmeister	D9/752
D506,145 S *	6/2005	Sabey	D9/752

* cited by examiner

(21) Appl. No.: **29/487,102**
(22) Filed: **Apr. 4, 2014**

Primary Examiner — Mark Goodwin
(74) *Attorney, Agent, or Firm* — Weiss & Moy; Jeffrey D. Moy

(30) **Foreign Application Priority Data**
Oct. 4, 2013 (EM) 002320176-0001
(51) **LOC (10) Cl.** **09-03**
(52) **U.S. Cl.**
USPC **D9/752**
(58) **Field of Classification Search**
USPC D9/751, 752, 753, 416, 433; 294/87.2,
294/159, 27.1; 206/144-147, 150, 151,
206/153, 159-161, 199, 427
See application file for complete search history.

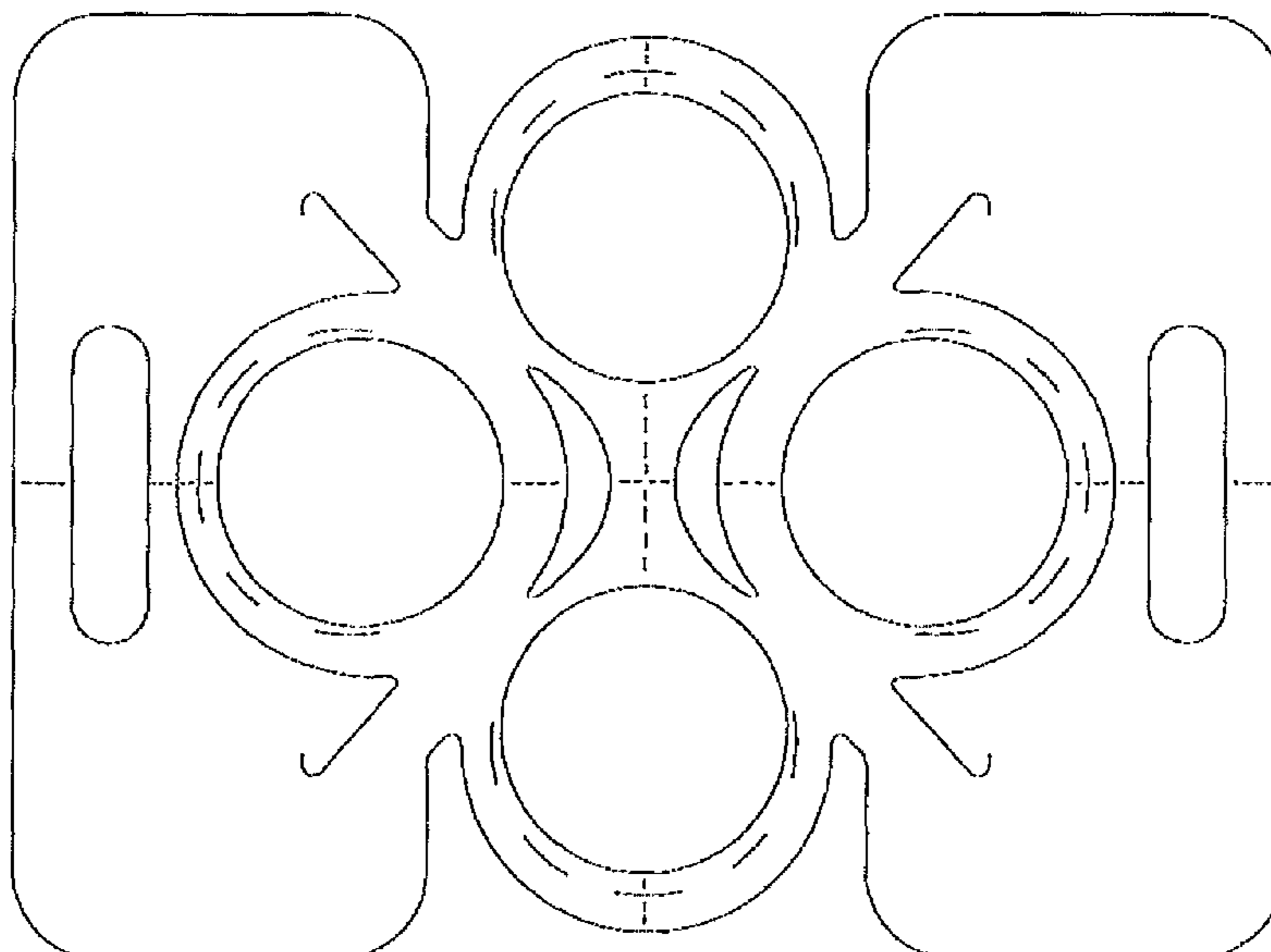
(57) **CLAIM**
The ornamental design for a drinks carriers, as shown and described.

(56) **References Cited**
U.S. PATENT DOCUMENTS
3,094,259 A * 6/1963 Diehl 294/159
3,269,530 A * 8/1966 Wanderer 206/150
3,608,949 A * 9/1971 Owen 294/87.2
3,612,595 A * 10/1971 Updegraff et al. 294/31.2
3,744,704 A * 7/1973 Struble 206/194
D242,325 S * 11/1976 Olsen D9/752

DESCRIPTION

FIG. 1 is a top view of a drinks carriers showing our new design;
FIG. 2 is a perspective view thereof shown in use condition with a broken line showing of a food product in broken line;
FIG. 3 is a perspective view thereof shown in use condition with a broken line showing of a food product and hands and arms of a user in broken line;
FIG. 4 is a side perspective view thereof;
FIG. 5 is a top perspective view thereof;
FIG. 6 is another top perspective view thereof; and,
FIG. 7 is another perspective view thereof.
The broken lines are for illustrative purposes only and form no part of the claimed invention.

1 Claim, 7 Drawing Sheets



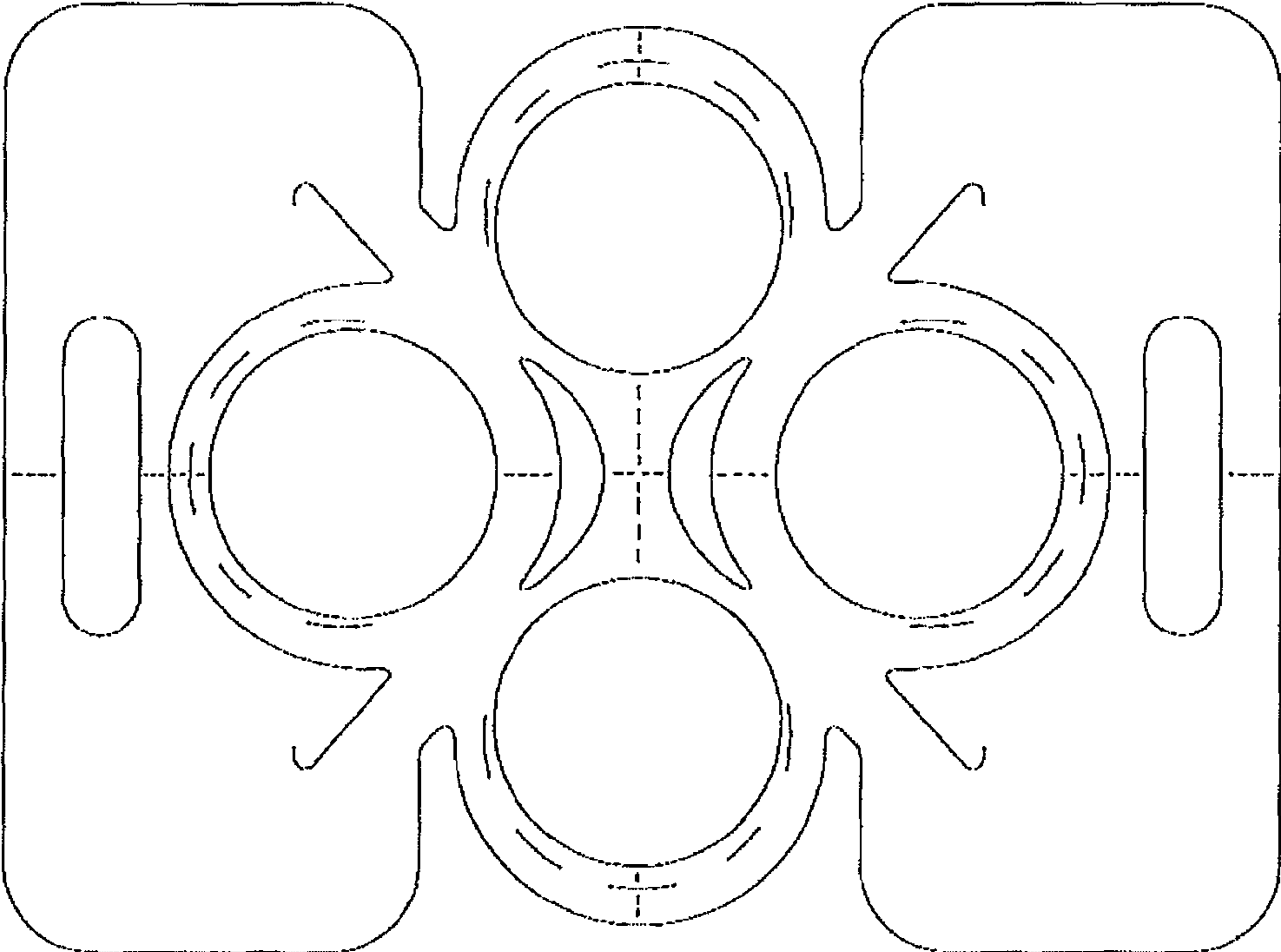


Fig. 1




Fig. 2

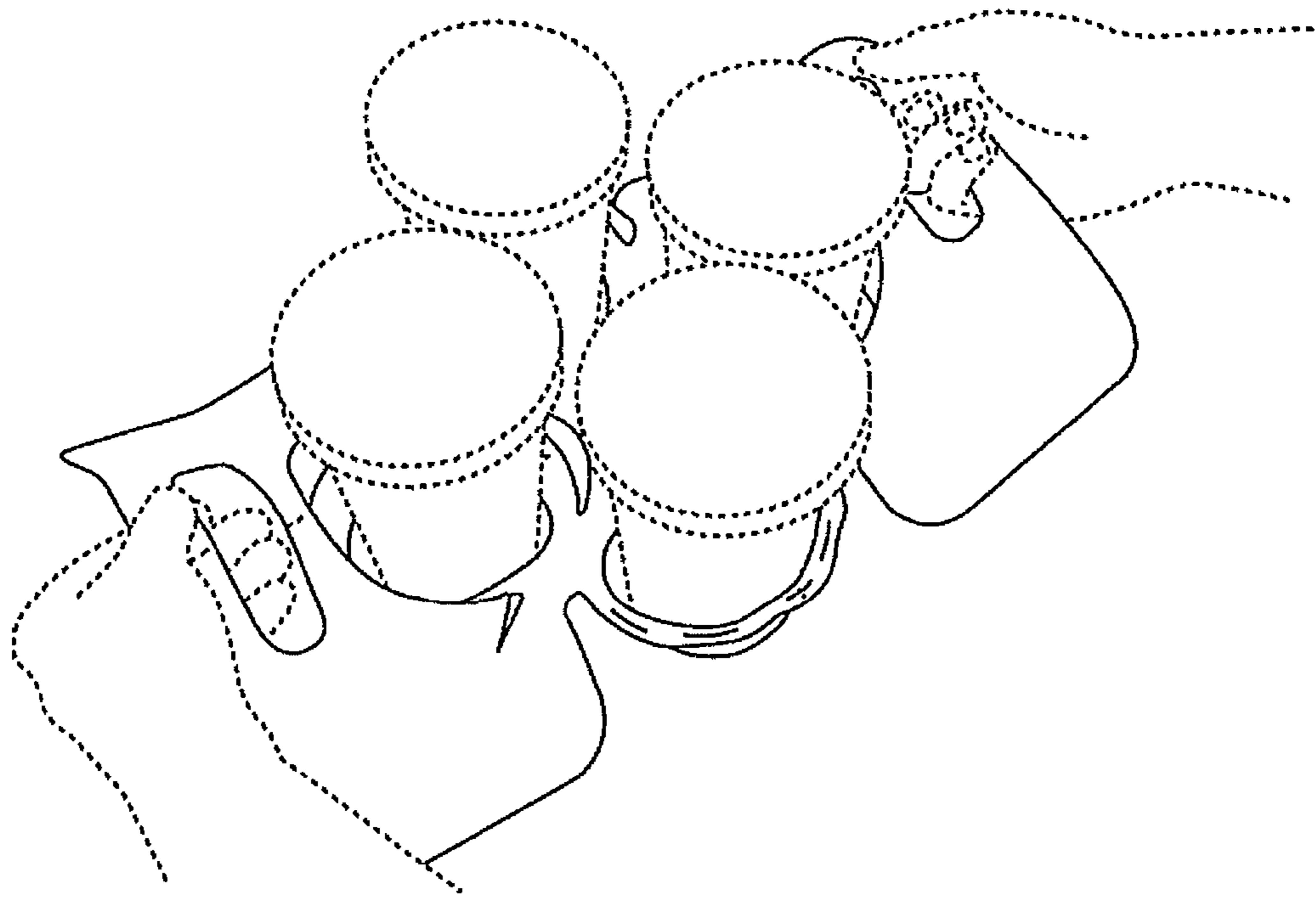


Fig. 3

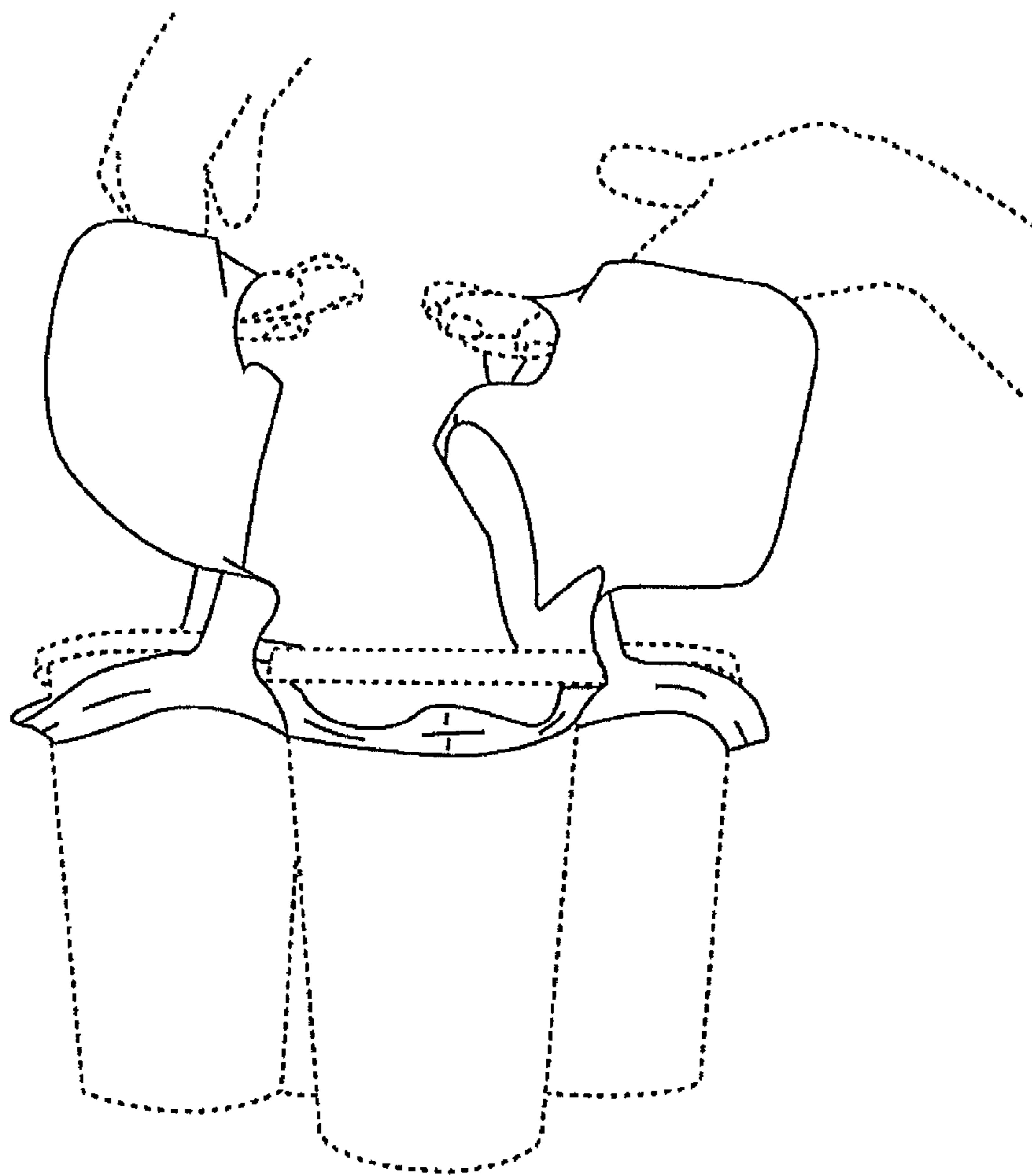


Fig. 4

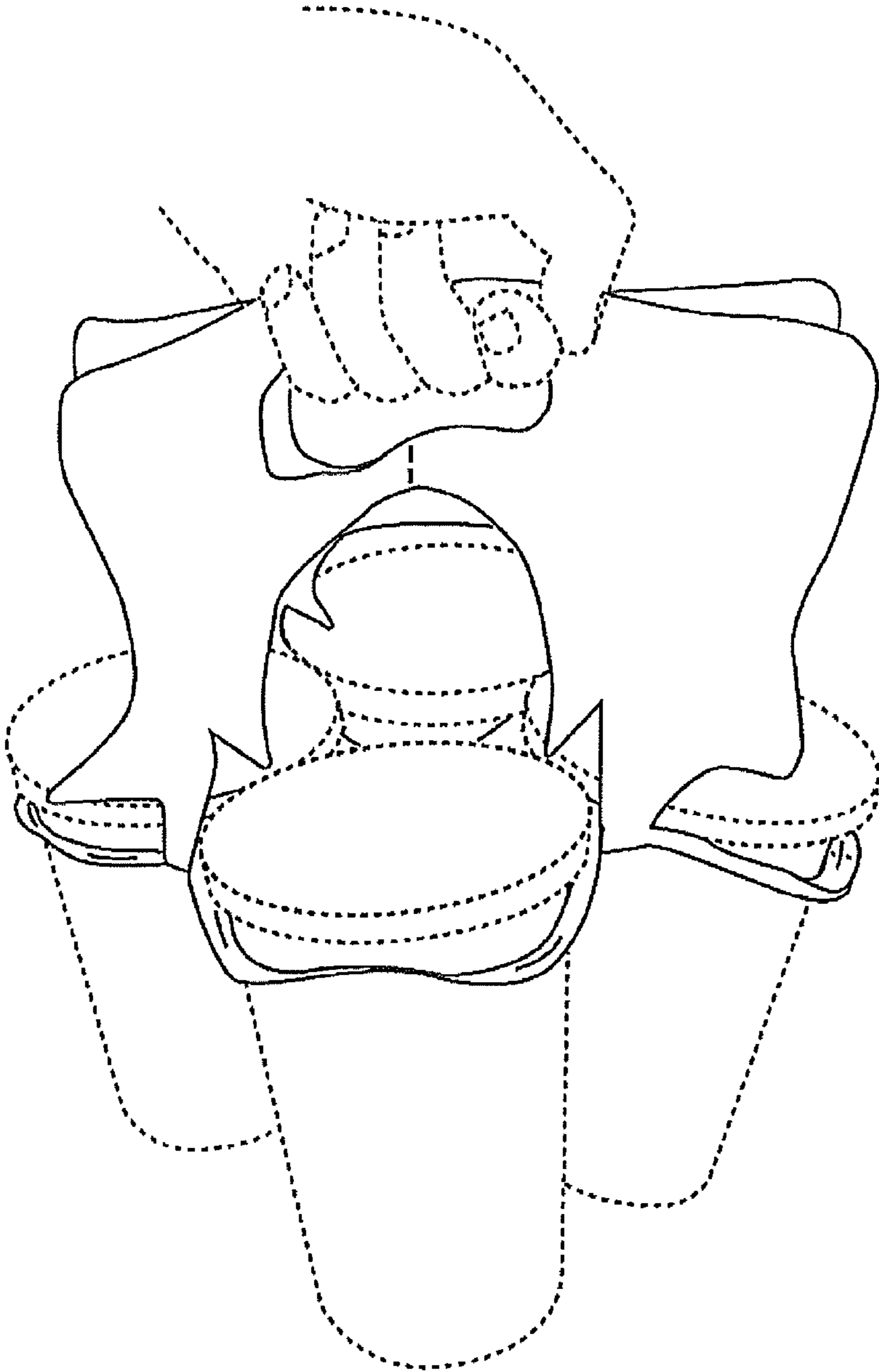


Fig. 5




Fig. 6

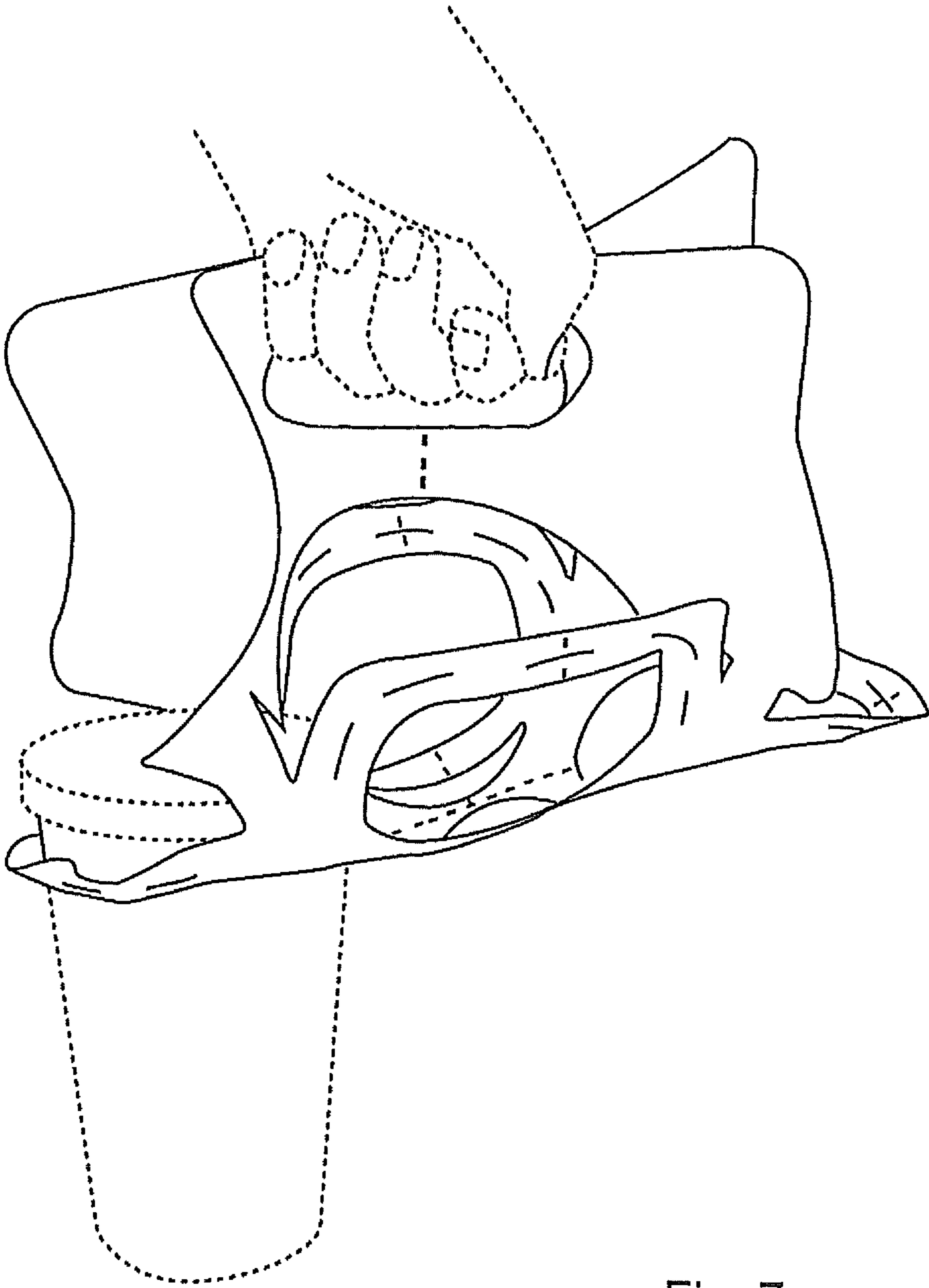


Fig. 7