



US00D732973S

(12) **United States Design Patent**
Rana

(10) **Patent No.:** **US D732,973 S**
(45) **Date of Patent:** **** *Jun. 30, 2015**

(54) **PACK FOR PASTA**

(71) Applicant: **PASTIFICIO RANA S.P.A.**, San Giovanni Lupatoto (IT)
(72) Inventor: **Giovanni Rana**, San Giovanni Lupatoto (IT)
(73) Assignee: **PASTIFICIO RANA S.P.A.**, San Giovanni Lupatoto (IT)

(*) Notice: This patent is subject to a terminal disclaimer.

(**) Term: **14 Years**

(21) Appl. No.: **29/439,349**

(22) Filed: **Dec. 10, 2012**

(51) **LOC (10) Cl.** **09-05**

(52) **U.S. Cl.**
USPC **D9/707**

(58) **Field of Classification Search**
USPC D9/702-714, 443, 432-434, 499, D9/643-648, 424, 761; 220/4.21-4.23, 220/666, 495.03; 206/494, 406, 527, 811, 206/484, 260; 383/71-72, 61.1, 33, 113, 383/79, 78, 81, 84, 35, 108, 207, 120, 114, 383/210, 42, 119, 127, 103, 106, 907; D3/203.1, 203.2, 303; 221/191; 53/425; D28/5; 229/87.01-87.09, 229/87.09-87.19, 200, 117.06, 114, 122, 229/122.1, 162.1, 906, 902; D27/183, 185; 222/92, 107; 428/35.2; D24/118, 121; 426/106

See application file for complete search history.

(56) **References Cited**

U.S. PATENT DOCUMENTS

D468,196 S *	1/2003	Graham	D9/707
D470,405 S *	2/2003	Knoerzer et al.	D9/707
D509,751 S *	9/2005	Risgalla	D9/707
D545,688 S *	7/2007	Donovan	D9/703
D580,779 S *	11/2008	Hartwell et al.	D9/705
D617,654 S *	6/2010	Tawinsook	D9/702
D626,861 S *	11/2010	Hofman	D9/703
D658,505 S *	5/2012	Garneau	D9/702
D668,550 S *	10/2012	Roumell	D9/635
D673,460 S *	1/2013	Lee	D9/643

* cited by examiner

Primary Examiner — Caron D Veynar
Assistant Examiner — Abraham Bahta

(74) *Attorney, Agent, or Firm* — Pearne & Gordon LLP

(57) **CLAIM**

The ornamental design for a pack for pasta, as shown and described.

DESCRIPTION

The file of this patent contains at least one drawing/photograph executed in color. Copies of this patent with color drawing(s)/photograph(s) will be provided by the Office upon request and payment of the necessary fee.

FIG. 1 is a perspective view of a pack for pasta, showing my new design;

FIG. 2 is a front elevational view thereof;

FIG. 3 is a back elevational view thereof;

FIG. 4 is a left side elevational view thereof;

FIG. 5 is a right side elevational view thereof;

FIG. 6 is a top plan view thereof; and,

FIG. 7 is a bottom plan view thereof.

1 Claim, 7 Drawing Sheets
(7 of 7 Drawing Sheet(s) Filed in Color)

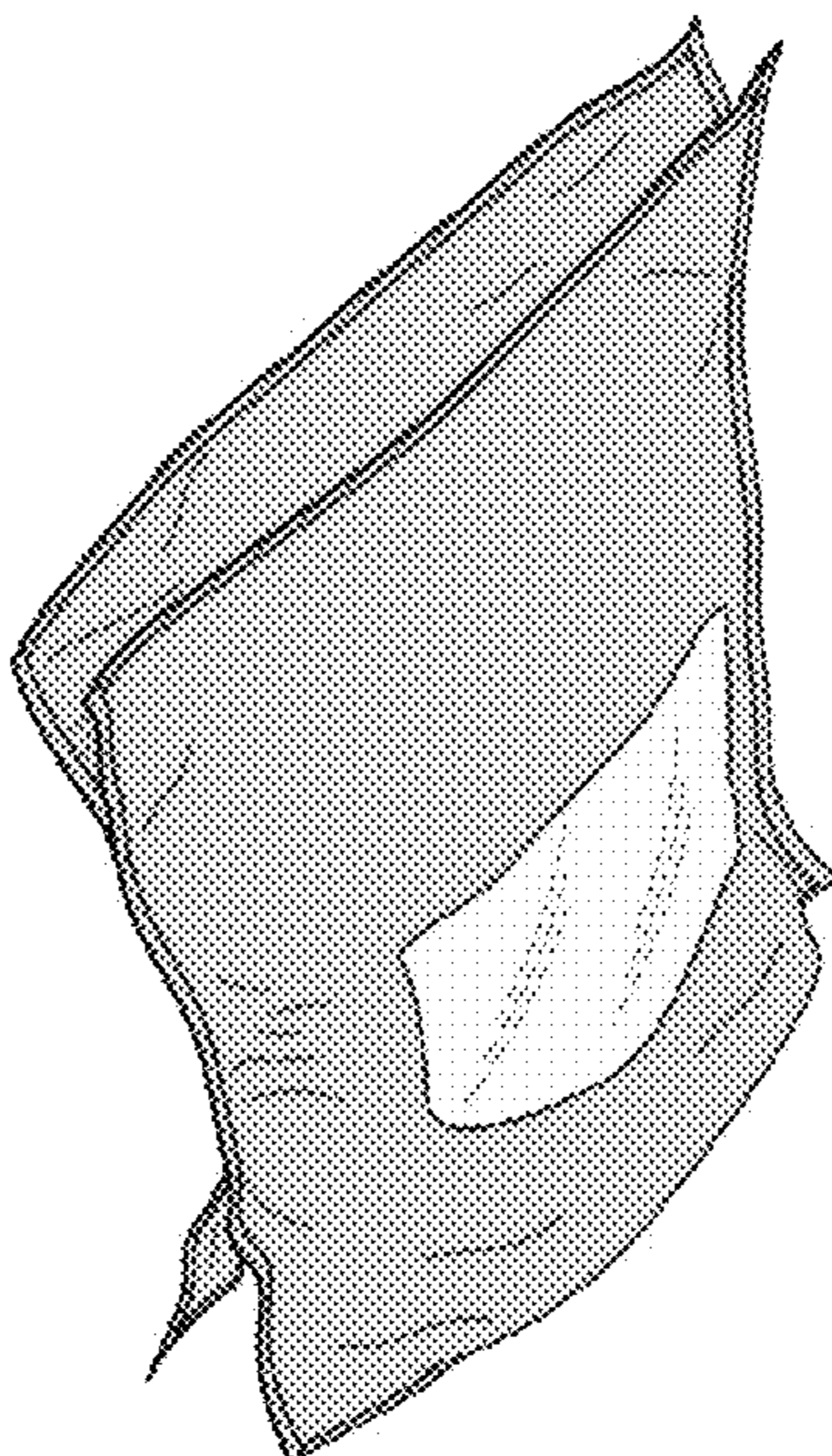


FIG. 1

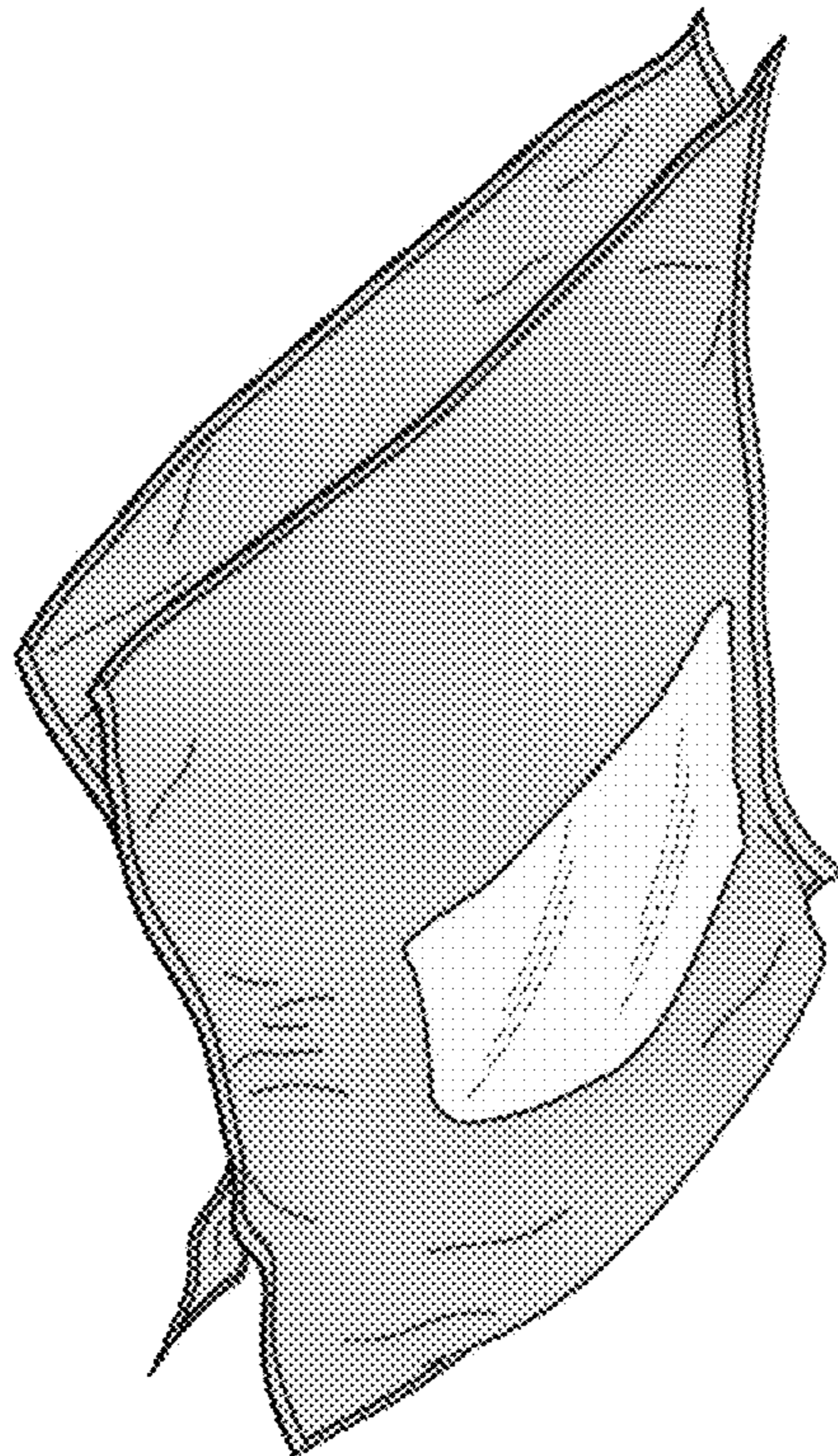


FIG. 2

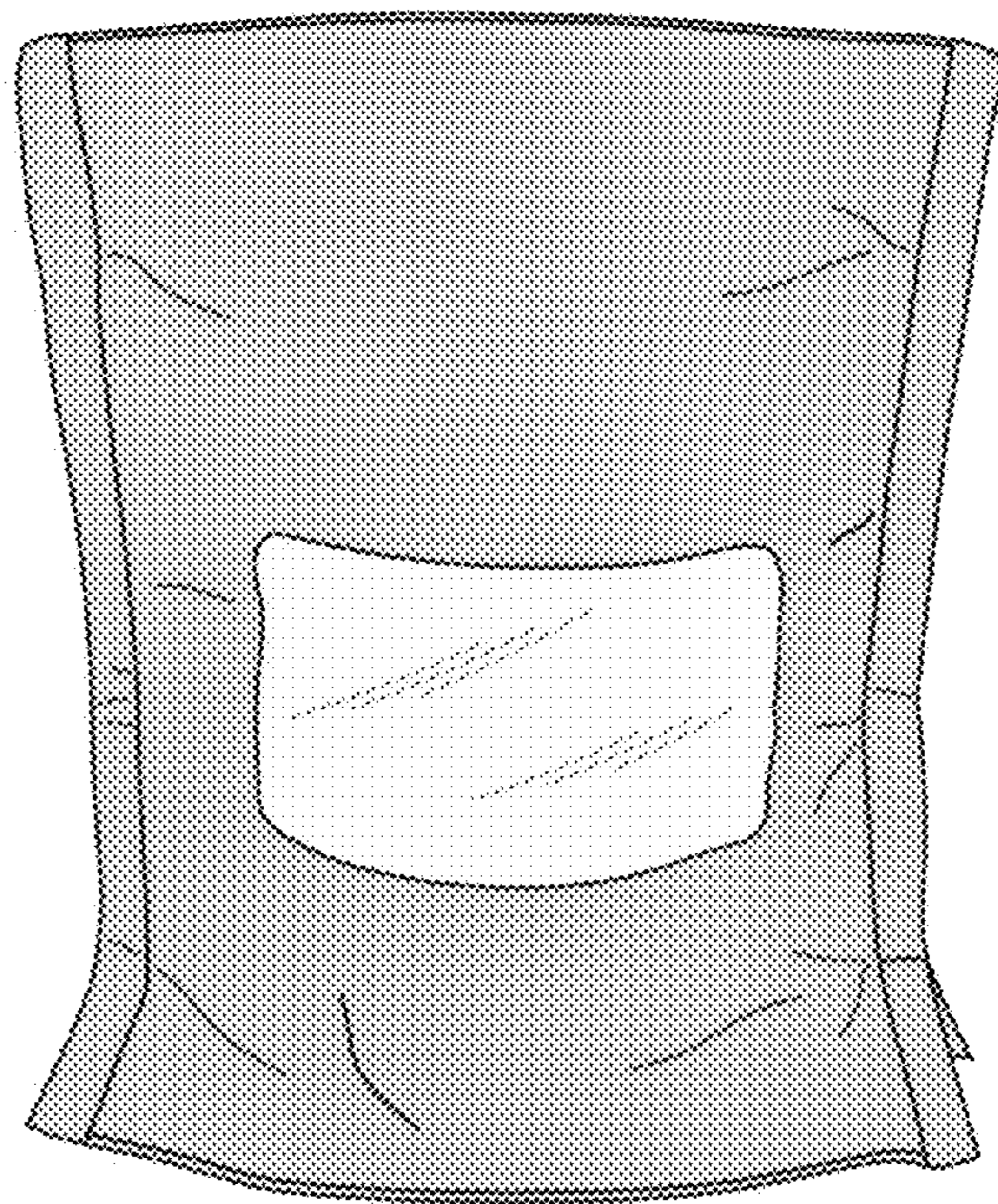


FIG. 3

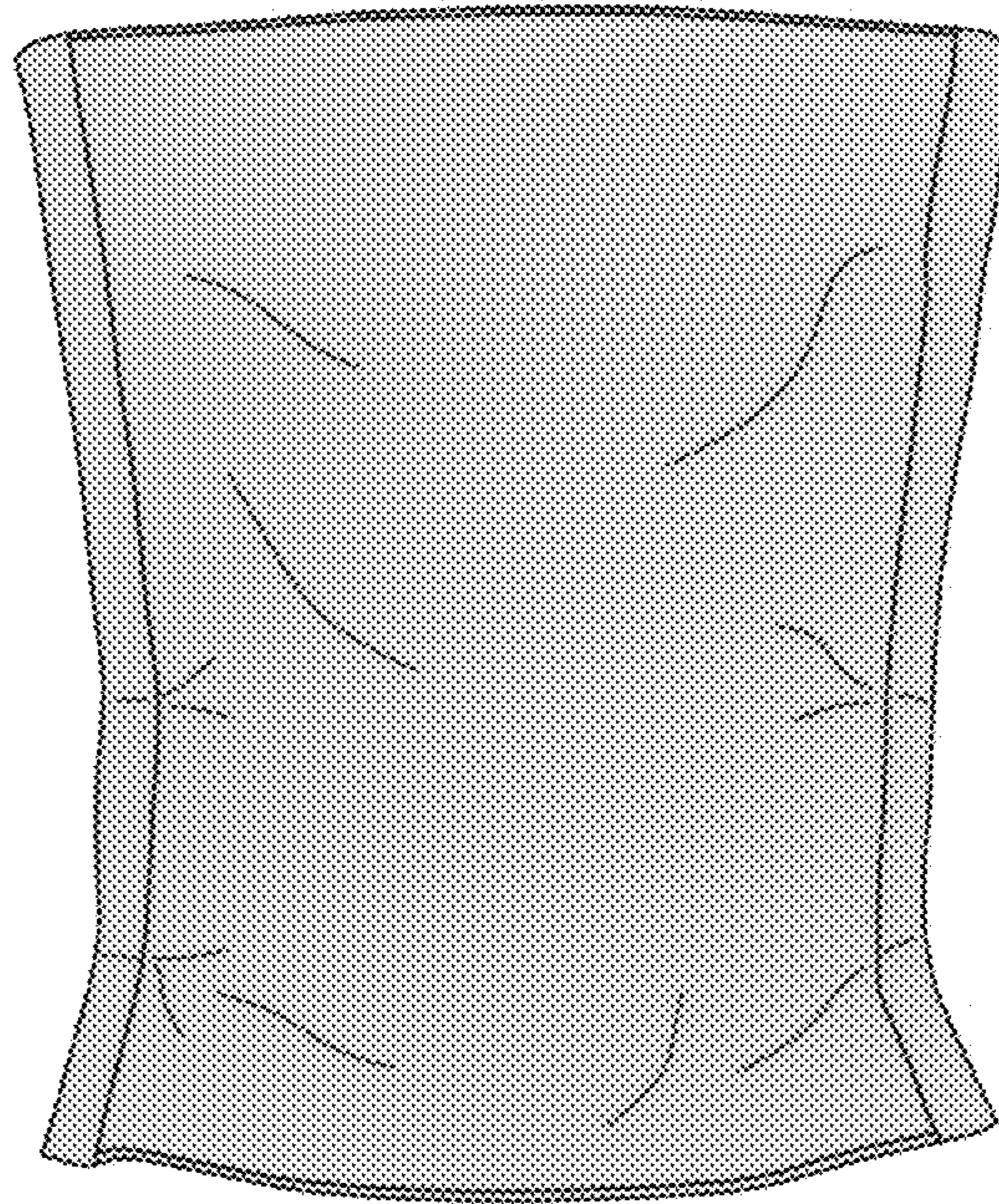


FIG. 4

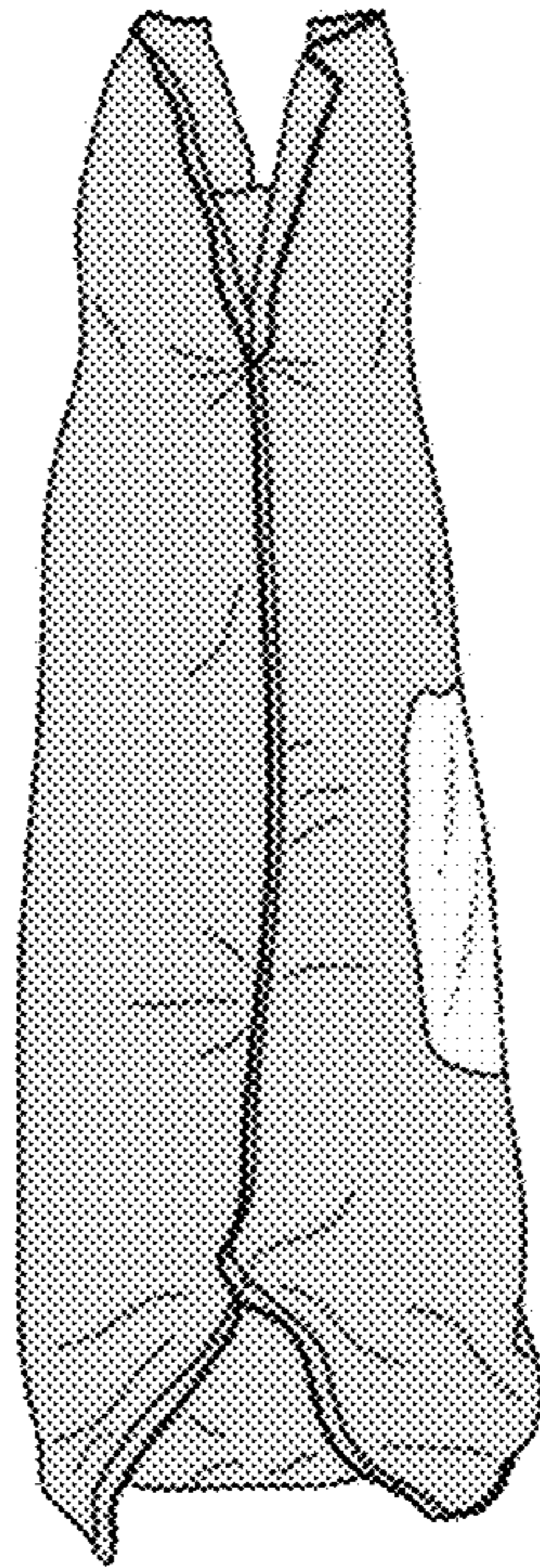


FIG. 5

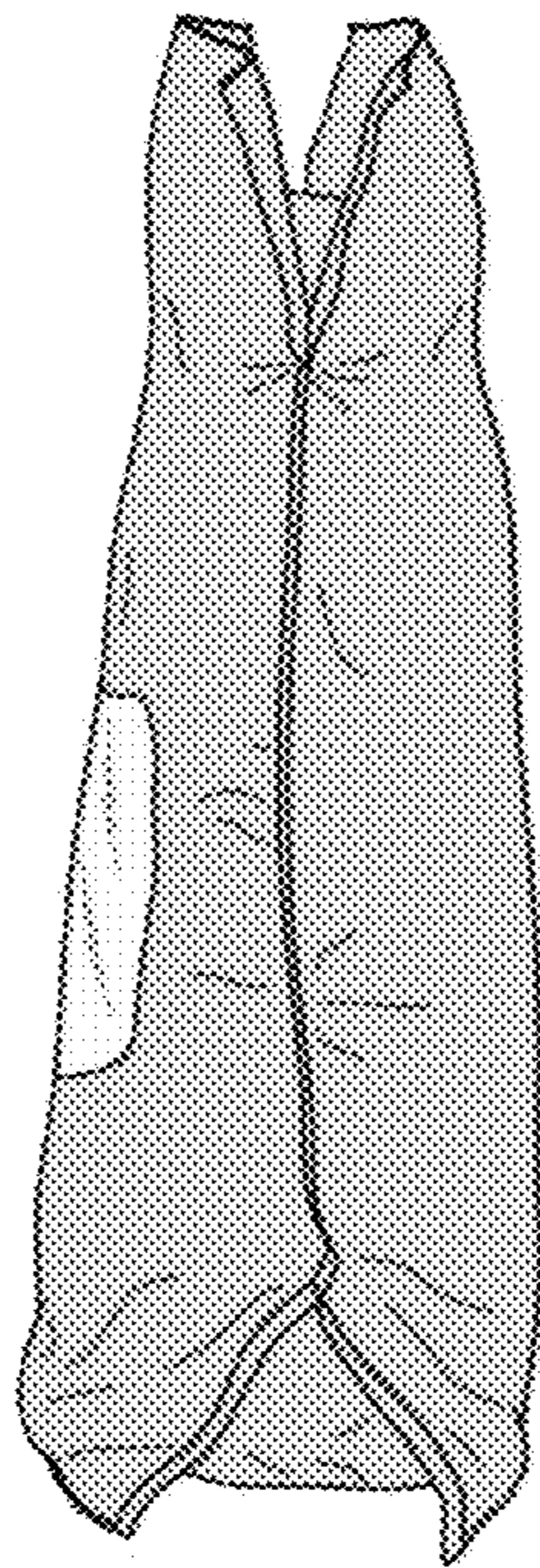


FIG. 6

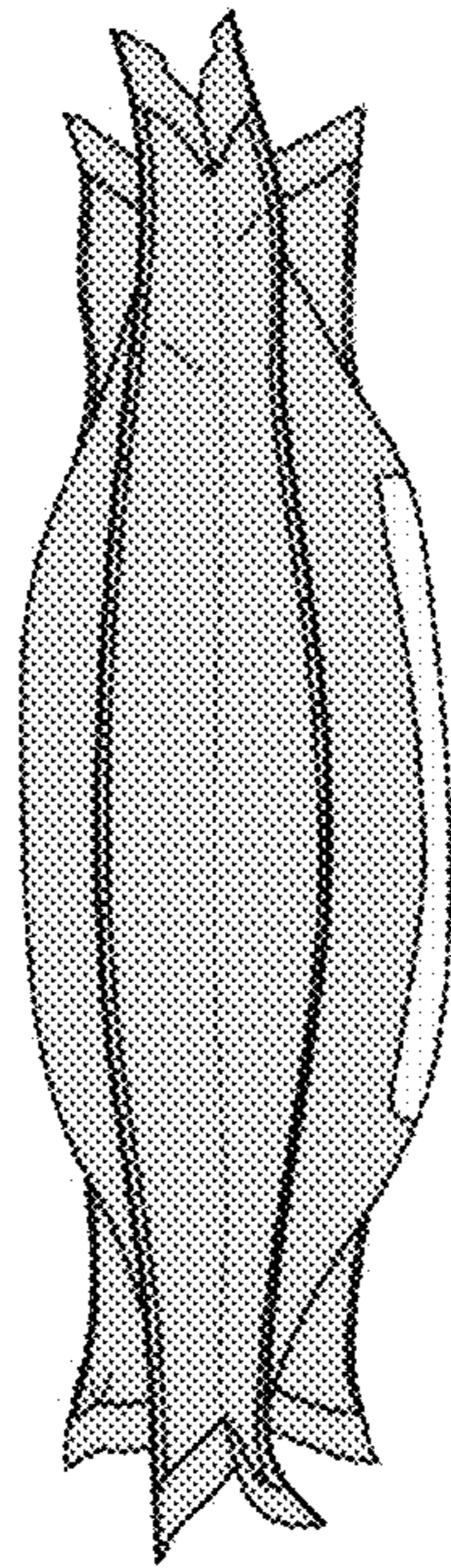


FIG. 7

