



US00D732960S

(12) **United States Design Patent**
Glass et al.

(10) **Patent No.:** **US D732,960 S**
(45) **Date of Patent:** **** Jun. 30, 2015**

(54) **HOLDER FOR MULTIPLE STORED VALUE CARDS**

Assistant Examiner — Marie Fast Horse
(74) *Attorney, Agent, or Firm* — Polsinelli PC

(71) Applicant: **Gift Card Impressions, LLC**, Kansas City, MO (US)

(57) **CLAIM**
The ornamental design for a holder for multiple stored value cards, as shown and described.

(72) Inventors: **Brett R. Glass**, Kansas City, MO (US);
Nicole E. Glass, Kansas City, MO (US)

(**) Term: **14 Years**

DESCRIPTION

(21) Appl. No.: **29/494,672**

(22) Filed: **Jun. 23, 2014**

Related U.S. Application Data

(62) Division of application No. 29/449,949, filed on Mar. 15, 2013, now Pat. No. Des. 710,700.

(51) **LOC (10) Cl.** **09-03**

(52) **U.S. Cl.**
USPC **D9/455; D9/457**

(58) **Field of Classification Search**

USPC D9/455, 457, 435; D19/7, 6, 1, 3;
40/124.03, 124.01; 206/6.1, 534, 531,
206/495, 487, 486, 348, 38, 39, 45.24, 782,
206/454; 283/61, 62, 117
CPC B42D 15/042; B42D 15/045; B42F 7/065;
B42F 7/02; G09F 1/00; G09F 1/10; B65D
73/0071; B65D 73/0078; B65D 27/00; B65D
25/00

See application file for complete search history.

FIG. 1 is a front view of a first holder for multiple stored value cards;
FIG. 2 is a rear view of the first holder for multiple stored value cards;
FIG. 3 is a first side view of the first holder for multiple stored value cards;
FIG. 4 is a top view of the first holder for multiple stored value cards;
FIG. 5 is a second side view of the first holder for multiple stored value cards;
FIG. 6 is a bottom view of the first holder for multiple stored value cards;
FIG. 7 is a front view of a second holder for multiple stored value cards; and,
FIG. 8 is a rear view of the second holder for multiple stored value cards.
The holder of FIGS. 7 and 8 has the same first side, top, second side, and bottom view as shown in FIGS. 3-6, respectively.

(56) **References Cited**

U.S. PATENT DOCUMENTS

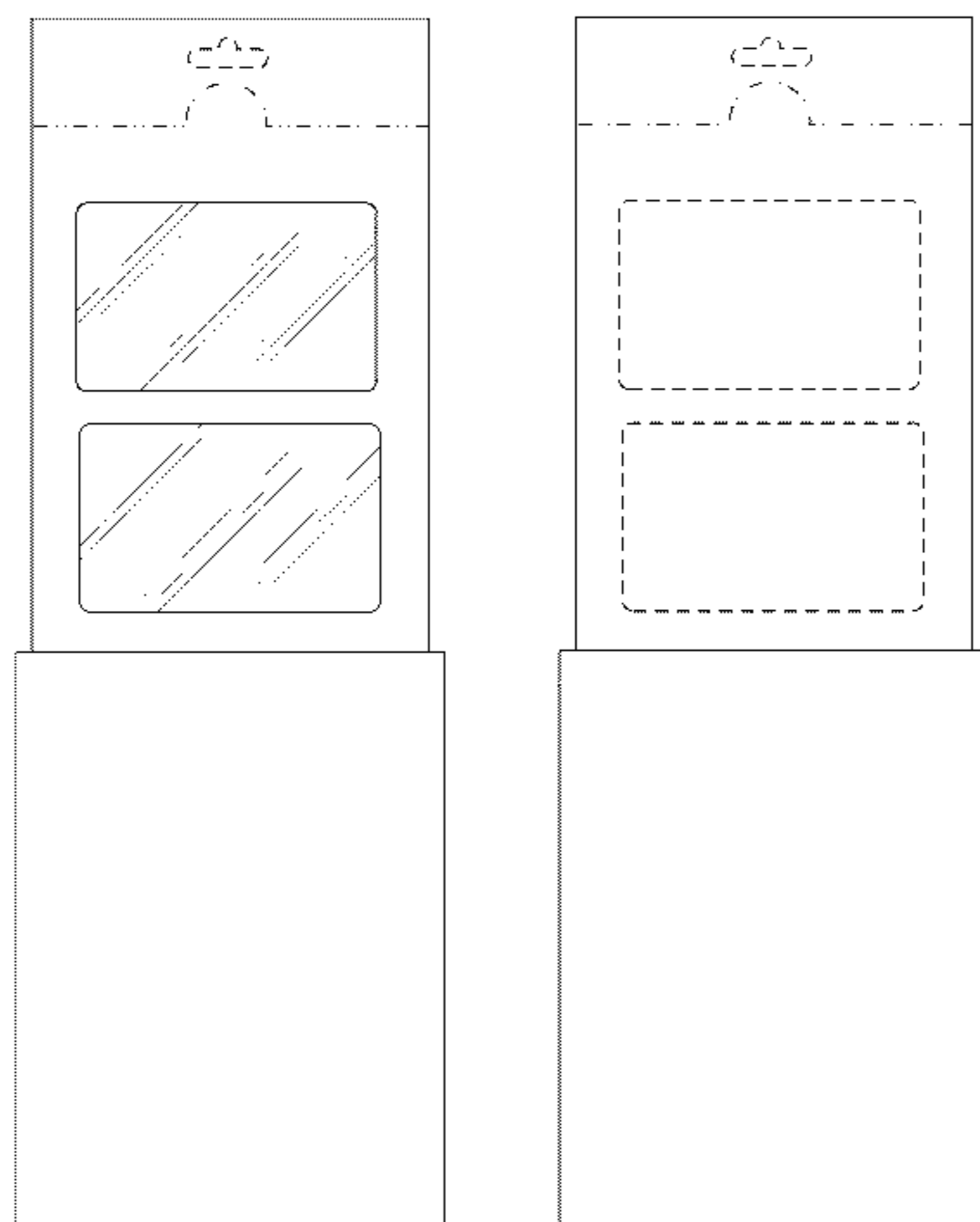
5,062,530 A * 11/1991 Mitsuyama 206/425
5,318,222 A * 6/1994 Bartlett 229/72
6,686,013 B1 * 2/2004 Tebbe 428/40.1
D509,654 S * 9/2005 Miller D3/247
7,409,788 B2 * 8/2008 Lauer et al. 40/594

(Continued)

The portions of FIGS. 1, 2, 7, and 8 shaded with oblique lines are included for the purpose of illustrating portions of the holder for stored value cards and envelopes that are transparent.
The broken dashed (- - -) lines showing in FIGS. 1, 2, 7, and 8 are included for the purpose of illustrating portions of the holder for multiple stored value cards that form no part of the claimed design.
The broken dash-double dot lines (- . .) showing in FIGS. 1, 2, 7, and 8 are included for the purpose of illustrating portions of the holder for multiple stored value cards that are perforated.

Primary Examiner — Susan Bennett Hattan

1 Claim, 2 Drawing Sheets



(56)

References Cited

U.S. PATENT DOCUMENTS

7,513,422	B1 *	4/2009	Tucker	235/380	2012/0285968	A1 *	11/2012	Glass et al.	220/345.1
D629,688	S *	12/2010	Bolsinger	D9/457	2013/0043156	A1 *	2/2013	Glass	206/449
D632,573	S *	2/2011	Bolsinger	D9/457	2013/0067780	A1 *	3/2013	Glass et al.	40/124.06
D652,300	S *	1/2012	Anderson et al.	D9/457	2013/0168282	A1 *	7/2013	Glass et al.	206/459.5
D710,700	S *	8/2014	Glass et al.	D9/455	2013/0186783	A1 *	7/2013	Glass et al.	206/232
2003/0066777	A1 *	4/2003	Malone	206/449	2013/0186788	A1 *	7/2013	Glass et al.	206/307
2004/0146688	A1 *	7/2004	Treat	428/78	2013/0192105	A1 *	8/2013	Glass et al.	40/124.06
2007/0169387	A1 *	7/2007	Glass	40/124.03	2013/0199964	A1 *	8/2013	Glass et al.	206/767
2008/0067101	A1 *	3/2008	Dewa et al.	206/579	2013/0220843	A1 *	8/2013	Glass et al.	206/45.24
2010/0224516	A1 *	9/2010	Abell	206/307	2013/0220880	A1 *	8/2013	Glass et al.	206/767
2011/0146117	A1 *	6/2011	Mayer et al.	40/124.03	2013/0248406	A1 *	9/2013	Glinert	206/497
2012/0205281	A1 *	8/2012	Glass et al.	206/556	2014/0054187	A1 *	2/2014	Glass et al.	206/307
					2014/0284389	A1 *	9/2014	Beadles et al.	235/494
					2014/0366410	A1 *	12/2014	Budzar et al.	40/124.03

* cited by examiner



FIG. 4




FIG. 1




FIG. 2

FIG. 3

FIG. 5




FIG. 6




FIG. 7

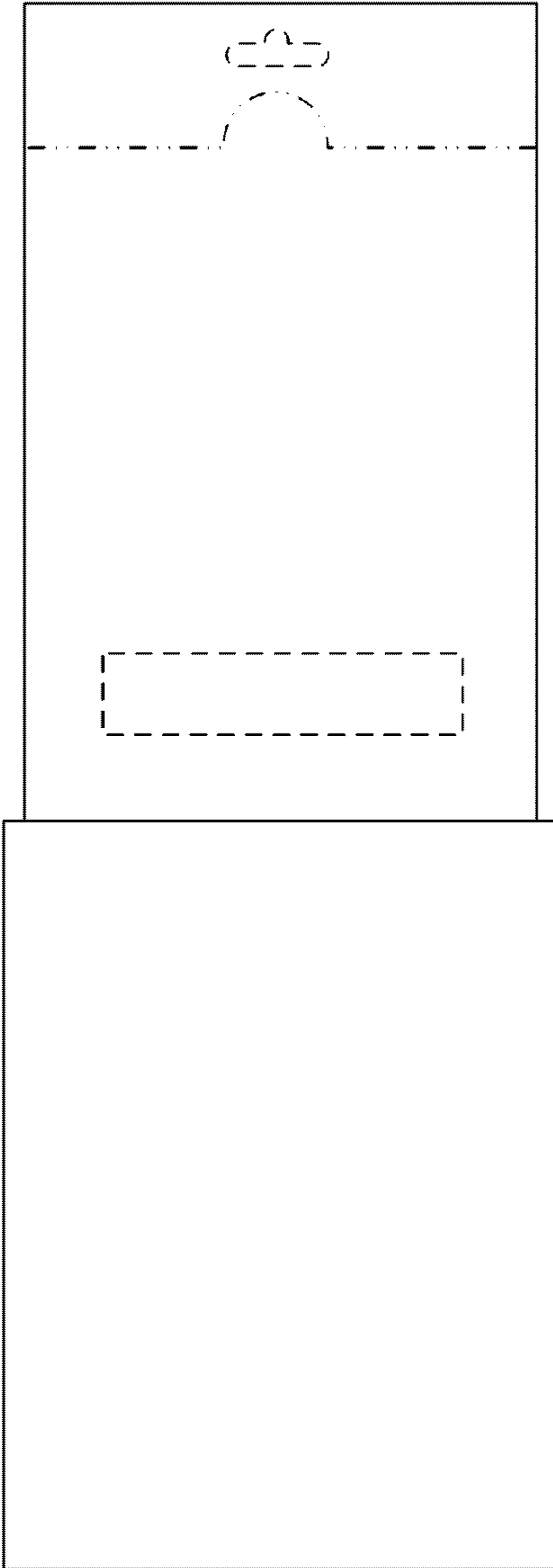


FIG. 8