



US00D732937S

(12) **United States Design Patent**
McEville

(10) **Patent No.:** **US D732,937 S**
(45) **Date of Patent:** **** Jun. 30, 2015**

(54) **CARABINER BODY**
(71) Applicant: **Kammok International, LLC**, Rowlett, TX (US)
(72) Inventor: **Greg McEville**, Rowlett, TX (US)
(73) Assignee: **Kammok Holdings, LLC**, Austin, TX (US)
(**) Term: **14 Years**

D565,392 S 4/2008 Shetler
7,946,006 B2 5/2011 Thompson
D655,999 S 3/2012 Kelleghan
8,245,369 B2 * 8/2012 Hortnagl 24/599.6
D668,528 S 10/2012 Chung
D680,420 S * 4/2013 Ellis D8/367
2008/0209700 A1 9/2008 Goldberg
2008/0222859 A1 9/2008 Chepurny et al.
2009/0183347 A1 7/2009 Abels
2010/0320783 A1 12/2010 Chepurny et al.
2011/0113604 A1 5/2011 Chu
2012/0317762 A1 12/2012 Tardif

* cited by examiner

(21) Appl. No.: **29/449,838**

Primary Examiner — Holly Baynham

(22) Filed: **Mar. 15, 2013**

(74) *Attorney, Agent, or Firm* — Ross Barnes LLP; Monty L. Ross; Robin L Barnes

(51) **LOC (10) Cl.** **08-05**

(52) **U.S. Cl.**
USPC **D8/367**

(58) **Field of Classification Search**
USPC D8/367; 24/601.5, 599.1, 599.6
See application file for complete search history.

(57) **CLAIM**

The ornamental design for a carabiner body, as shown and described.

(56) **References Cited**

DESCRIPTION

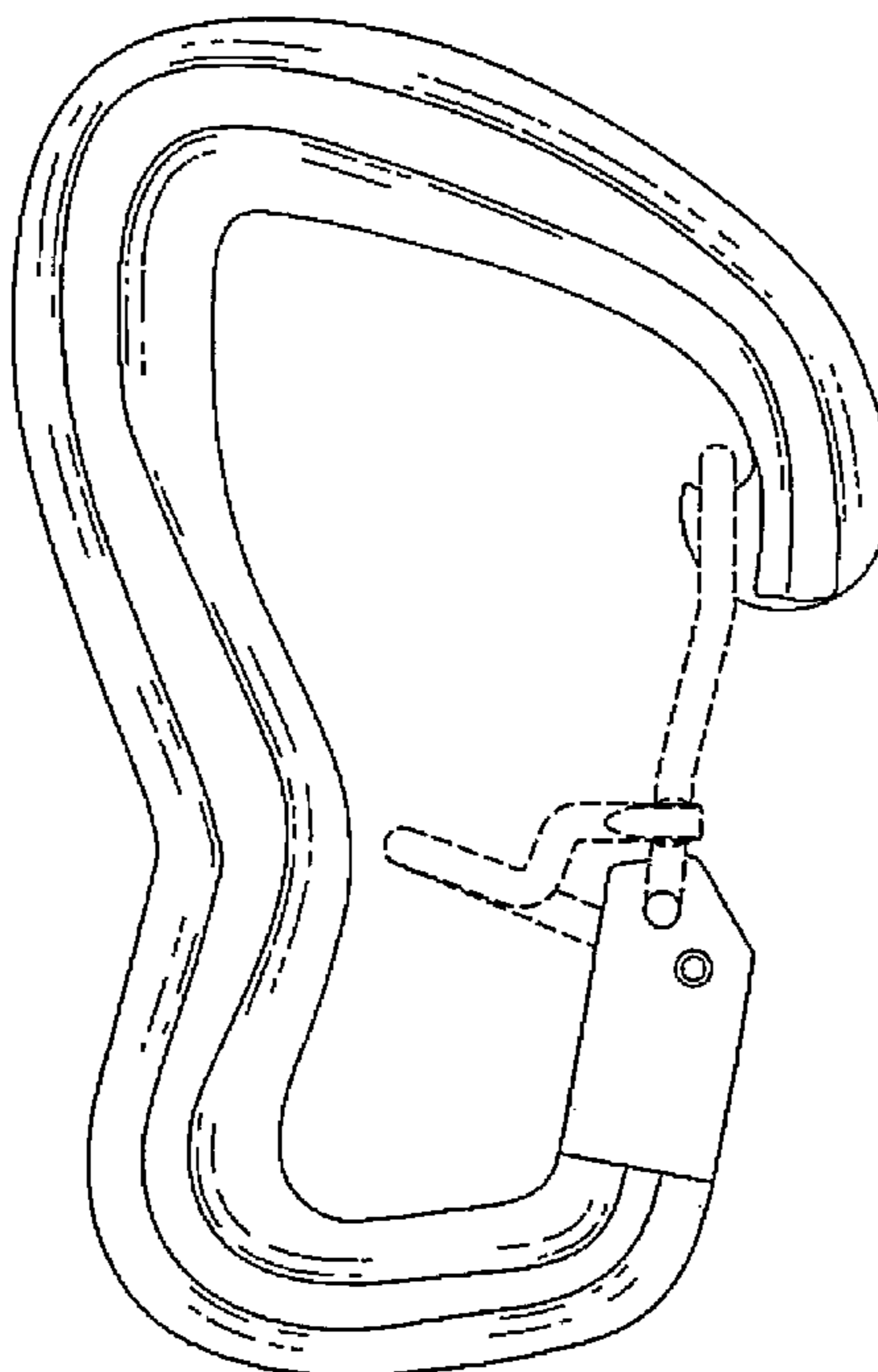
U.S. PATENT DOCUMENTS

4,095,316 A 6/1978 Gabriel
D282,904 S 3/1986 Faidide
5,005,266 A 4/1991 Fister et al.
D375,252 S 11/1996 Serra Fabregas
5,937,490 A 8/1999 Mihailovic
D433,311 S 11/2000 Luquire
D439,506 S 3/2001 Striebel
6,415,634 B2 7/2002 Luquire
D468,997 S 1/2003 Chang
D496,256 S * 9/2004 Hong D8/367
D527,988 S 9/2006 Shetler

FIG. 1 is a front elevation with the wire-gate closed;
FIG. 2 is a rear elevation with the wire-gate open;
FIG. 3 is a top plan view;
FIG. 4 is a right side elevation view;
FIG. 5 is a left side elevation view; and,
FIG. 6 is a bottom plan view.

The broken lines showing a wire gate are for the purposes of illustrating environment and form no part of the claimed design.

1 Claim, 2 Drawing Sheets



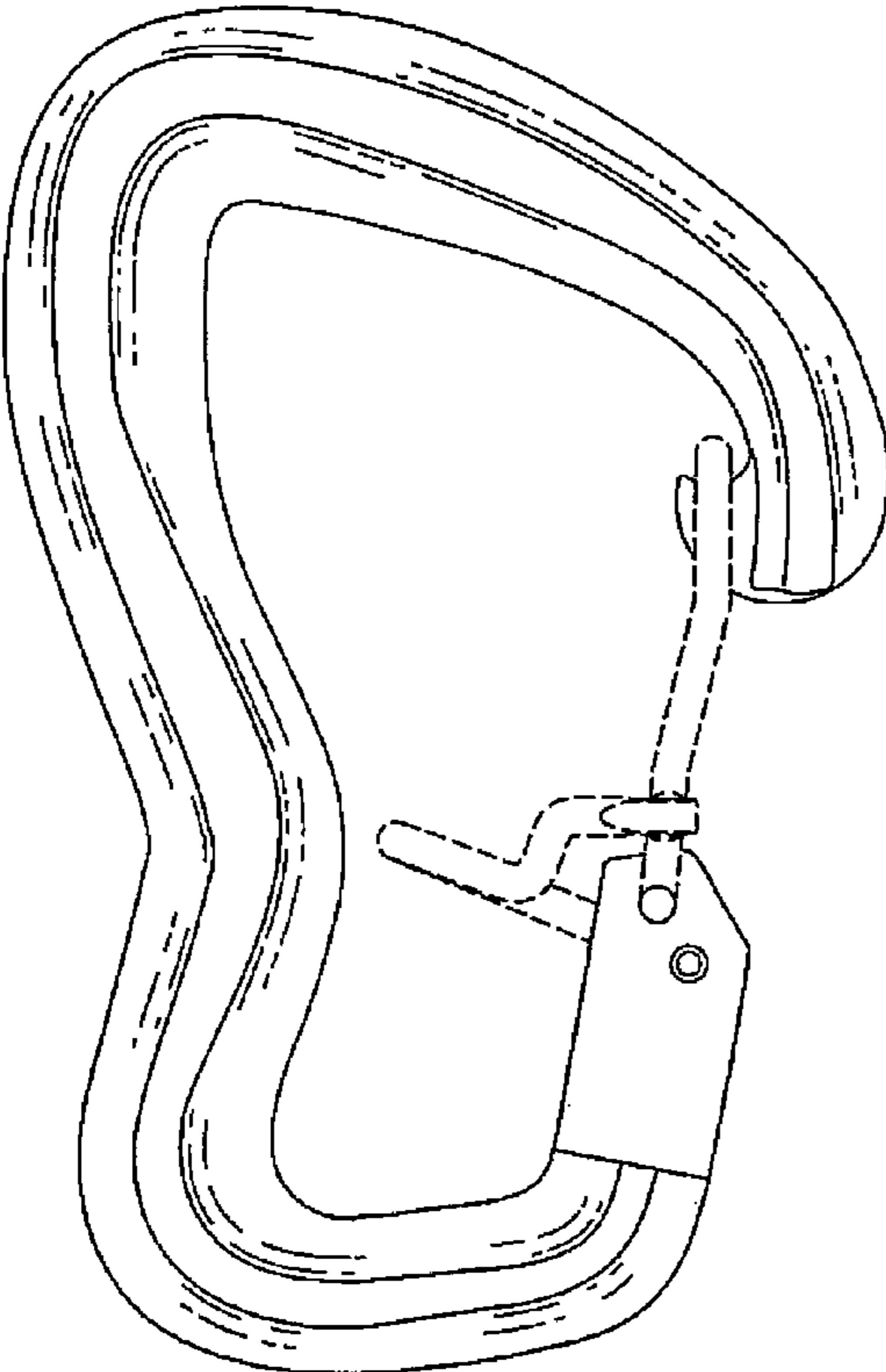


FIG. 1

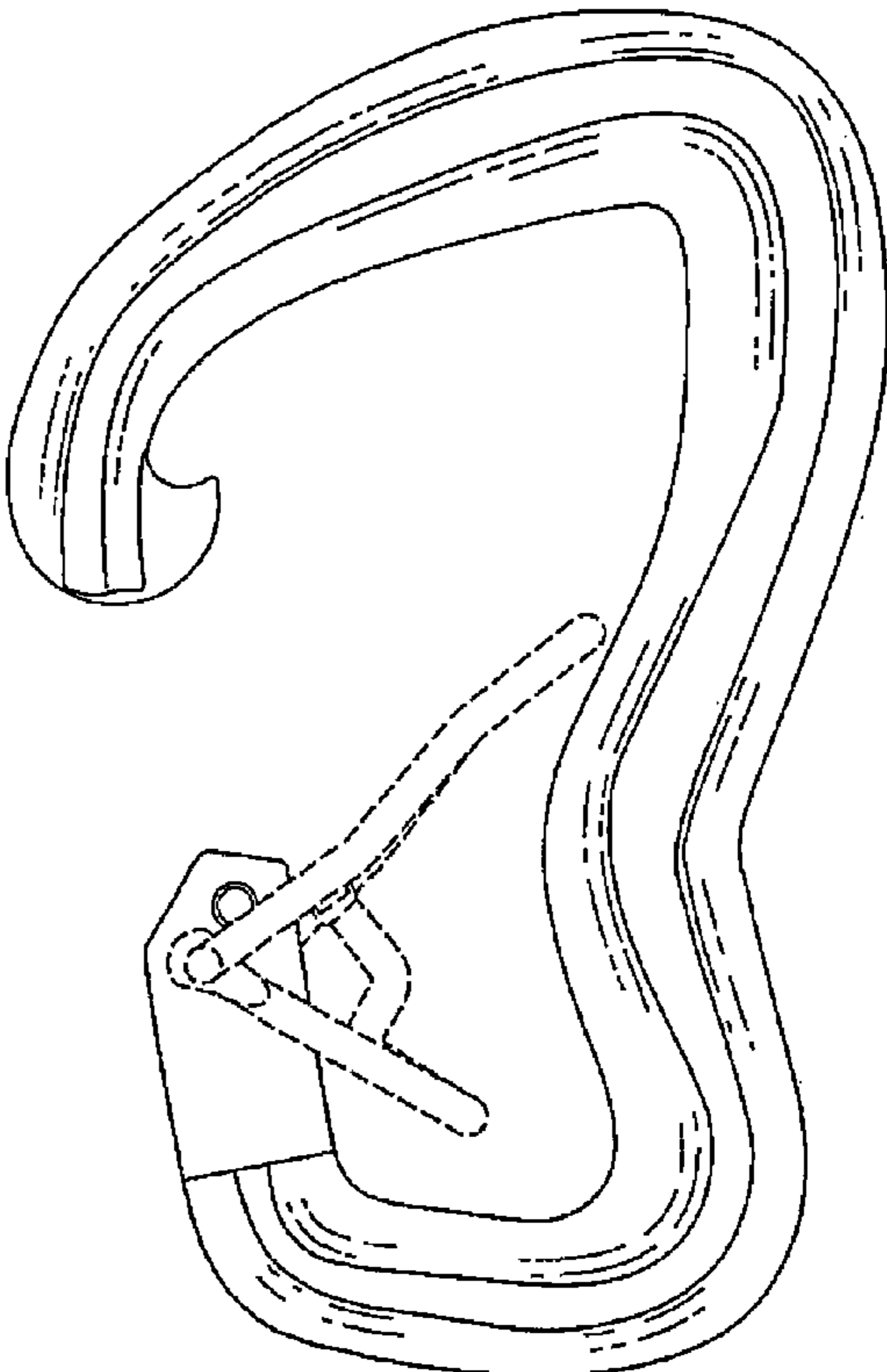


FIG. 2




FIG. 3

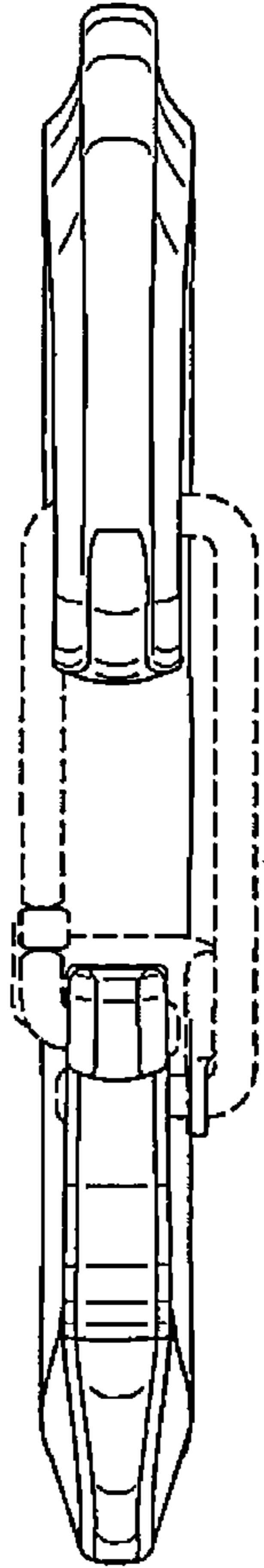


FIG. 4

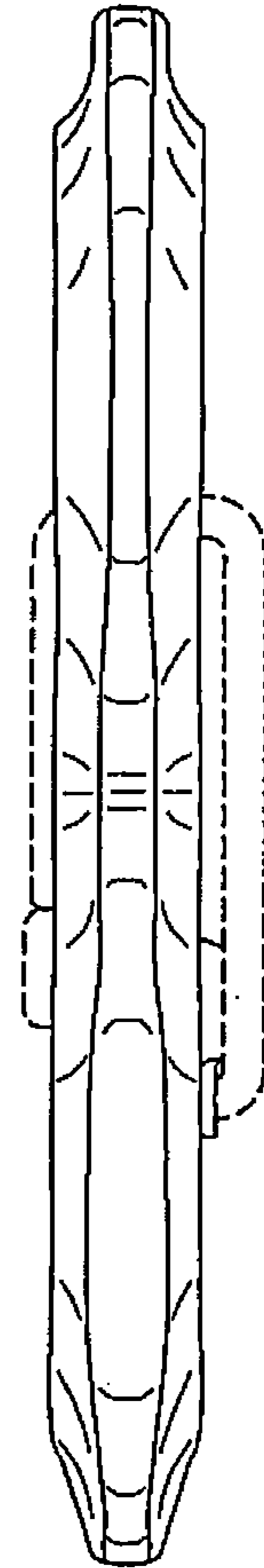


FIG. 5

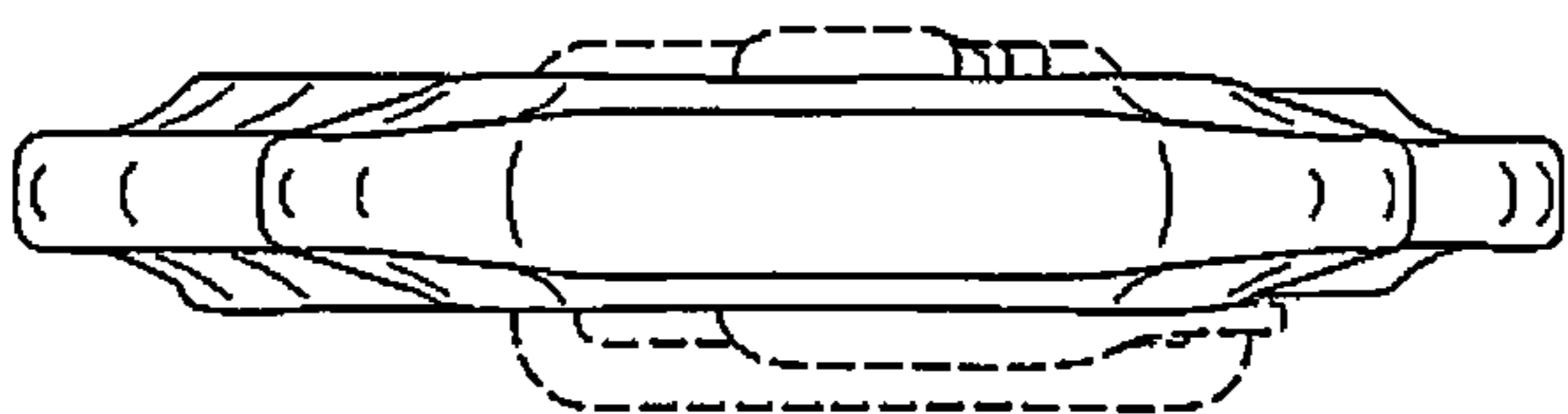


FIG. 6