



US00D732915S

(12) **United States Design Patent**  
**Mandic**

(10) **Patent No.:** **US D732,915 S**  
(45) **Date of Patent:** **\*\* Jun. 30, 2015**

- (54) **PLIERS**
- (71) Applicant: **Safe Hands Australia Pty Ltd**,  
Cheltenham, Victoria (AU)
- (72) Inventor: **Zeljko Mandic**, Cheltenham (AU)
- (73) Assignee: **SAFE HANDS AUSTRALIA PTY LTD**,  
Cheltenham, Victoria (AU)
- (\*\*) Term: **14 Years**
- (21) Appl. No.: **29/451,637**
- (22) Filed: **Apr. 5, 2013**
- (51) **LOC (10) Cl.** ..... **08-05**
- (52) **U.S. Cl.**  
USPC ..... **D8/52**
- (58) **Field of Classification Search**  
USPC ..... D8/4, 14, 51, 52, 54-56, 58, 105, 107,  
D8/75-81; 7/125, 126, 127, 129-137,  
7/143-147, 107; 81/355-362, 364-366,  
81/385-404, 407-418, 424.5, 426, 426.5,  
81/427, 427.5  
CPC ..... B25B 7/18  
See application file for complete search history.

D486,047	S	*	2/2004	Jansson et al.	.....	D8/52
7,021,177	B2	*	4/2006	Lovemark et al.	.....	81/417
D525,497	S	*	7/2006	Hermann	.....	D8/52
D604,580	S	*	11/2009	Robinson et al.	.....	D8/52
7,946,202	B2	*	5/2011	Lin	.....	81/427.5
D680,398	S	*	4/2013	Ritter	.....	D8/52
2002/0033079	A1	*	3/2002	Zurbuchen et al.	.....	81/427.5
2007/0169594	A1	*	7/2007	Reckhart	.....	81/418
2011/0030145	A1	*	2/2011	Mandic	.....	7/107
2012/0000019	A1	*	1/2012	Steele et al.	.....	7/107

\* cited by examiner

*Primary Examiner* — Deanna L Pratt  
*Assistant Examiner* — Harold Blackwell, II  
(74) *Attorney, Agent, or Firm* — Hunton & Williams LLP

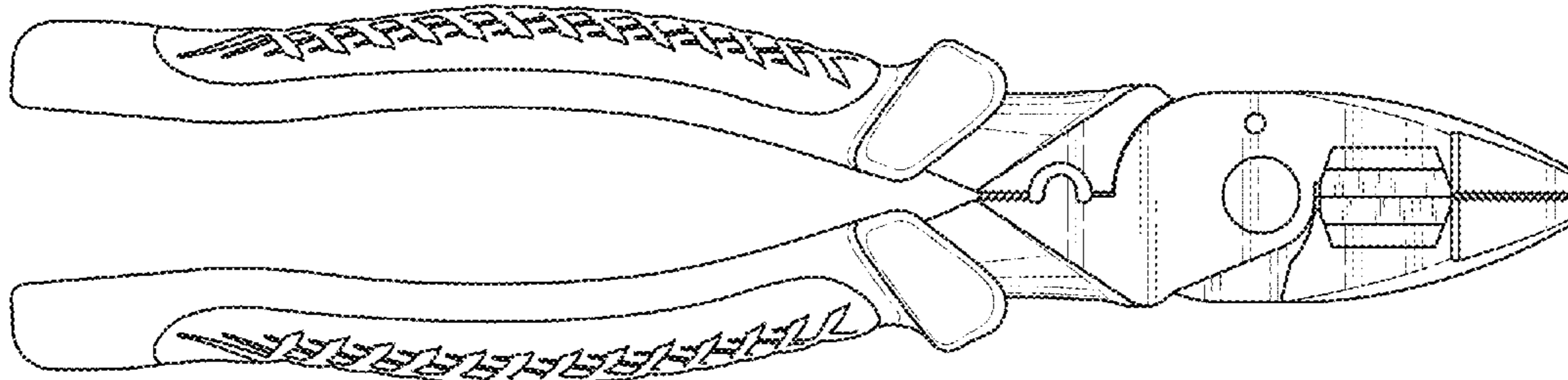
(57) **CLAIM**  
I claim the ornamental design for pliers, as shown and described.

**DESCRIPTION**

FIG. 1 depicts side view of the pliers in a closed configuration.  
FIG. 2 depicts a bottom view thereof.  
FIG. 3 depicts an opposite side view thereof.  
FIG. 4 depicts a top view thereof.  
FIG. 5 depicts a rear end view thereof.  
FIG. 6 depicts a front view thereof.  
FIG. 7 depicts a perspective view thereof.  
FIG. 8 depicts a perspective view thereof in an open configuration; and,  
FIG. 9 depicts a perspective view thereof in an open configuration with cutting blades removed.

**1 Claim, 4 Drawing Sheets**

- (56) **References Cited**  
U.S. PATENT DOCUMENTS  
D177,537 S \* 4/1956 Schinske ..... D8/58  
D449,501 S \* 10/2001 Lamond et al. .... D8/52  
D477,508 S \* 7/2003 Brady et al. .... D8/52



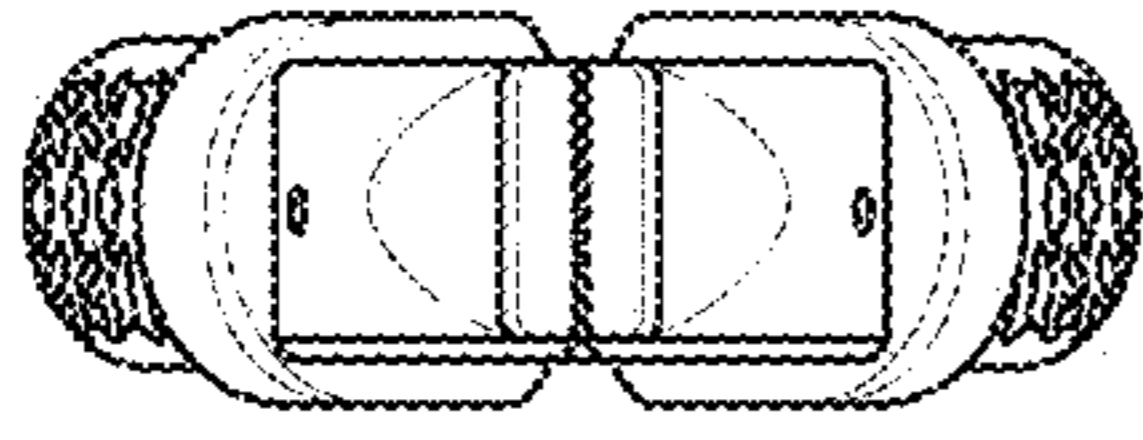


Fig. 6

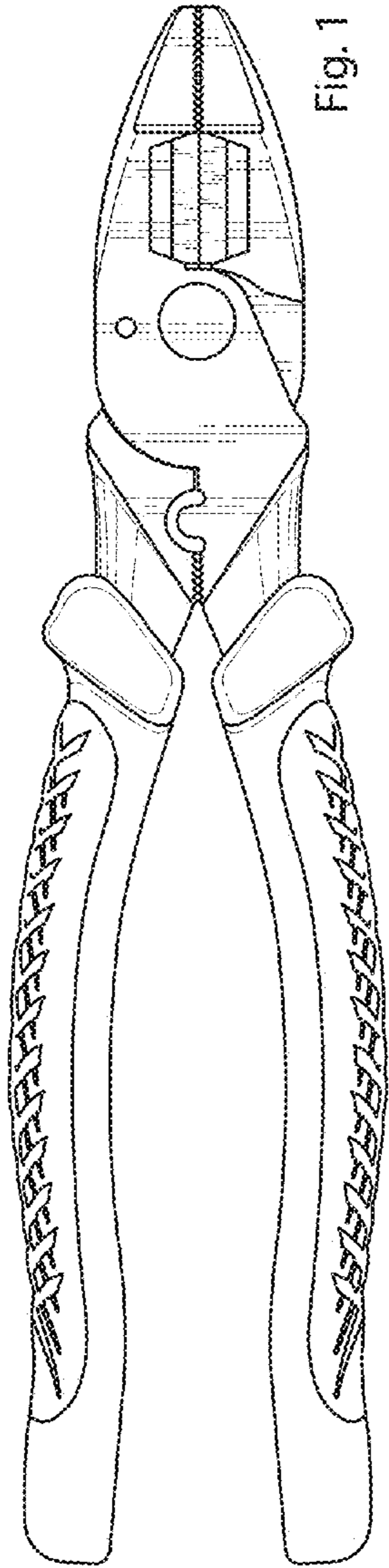


Fig. 1



Fig. 2

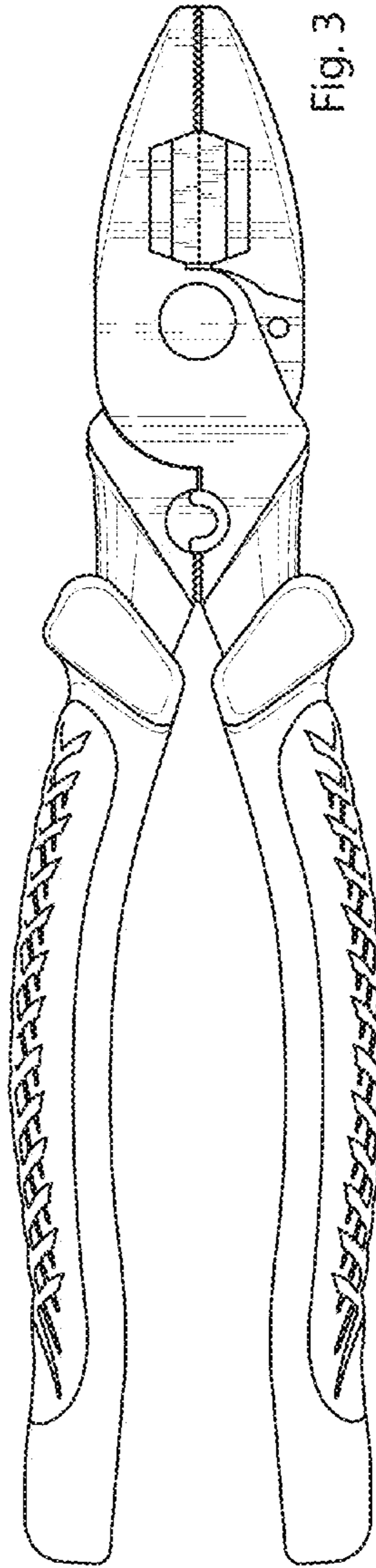


Fig. 3



Fig. 4

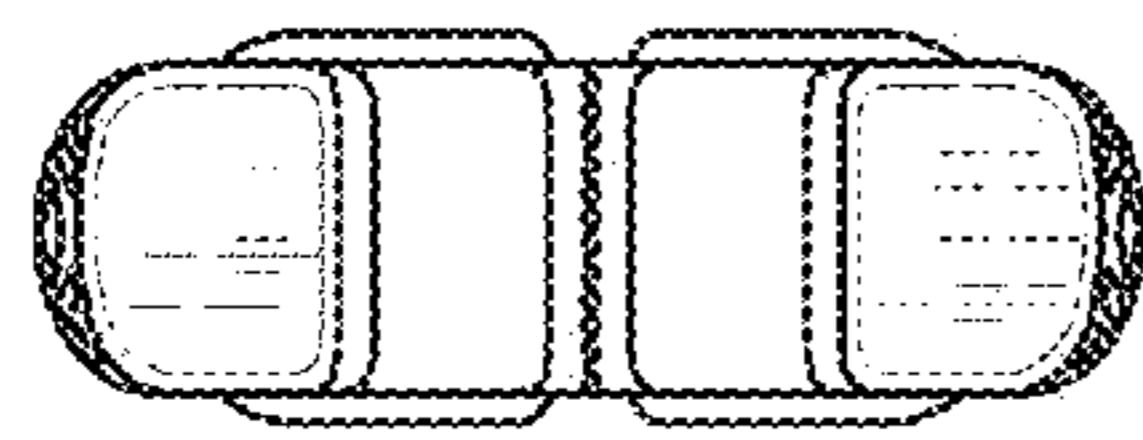


Fig. 5

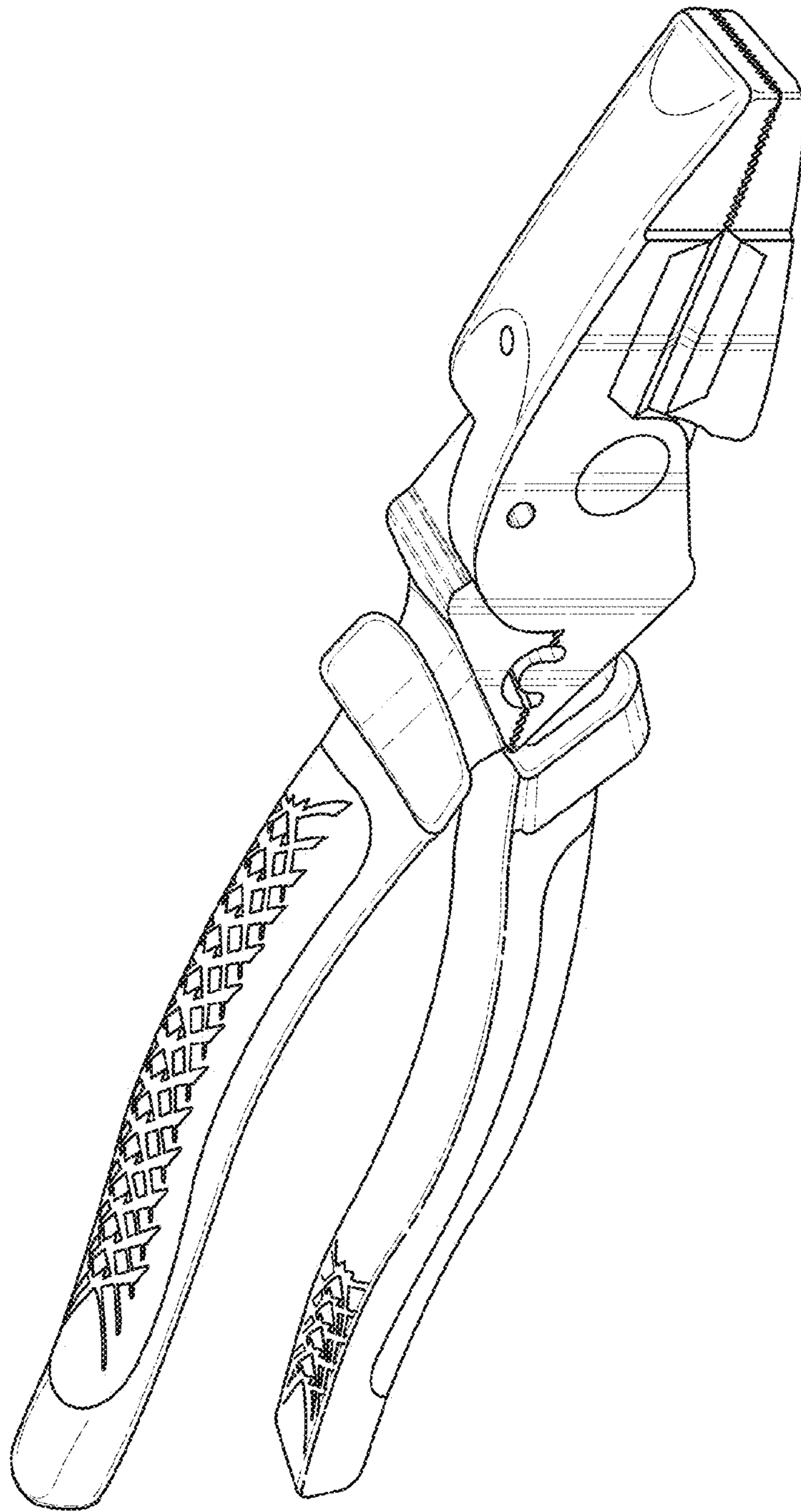


Fig. 7

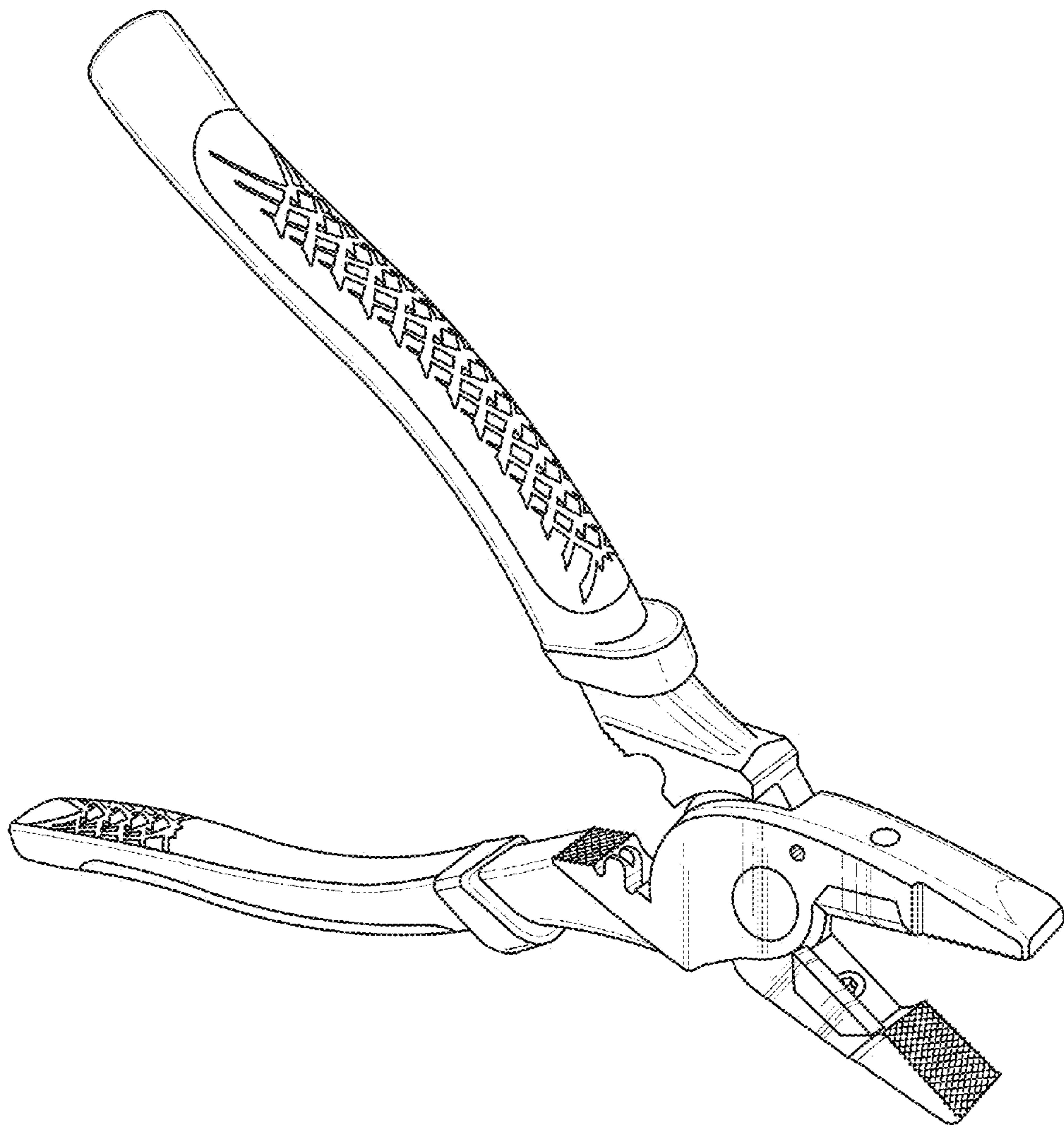


Fig. 8

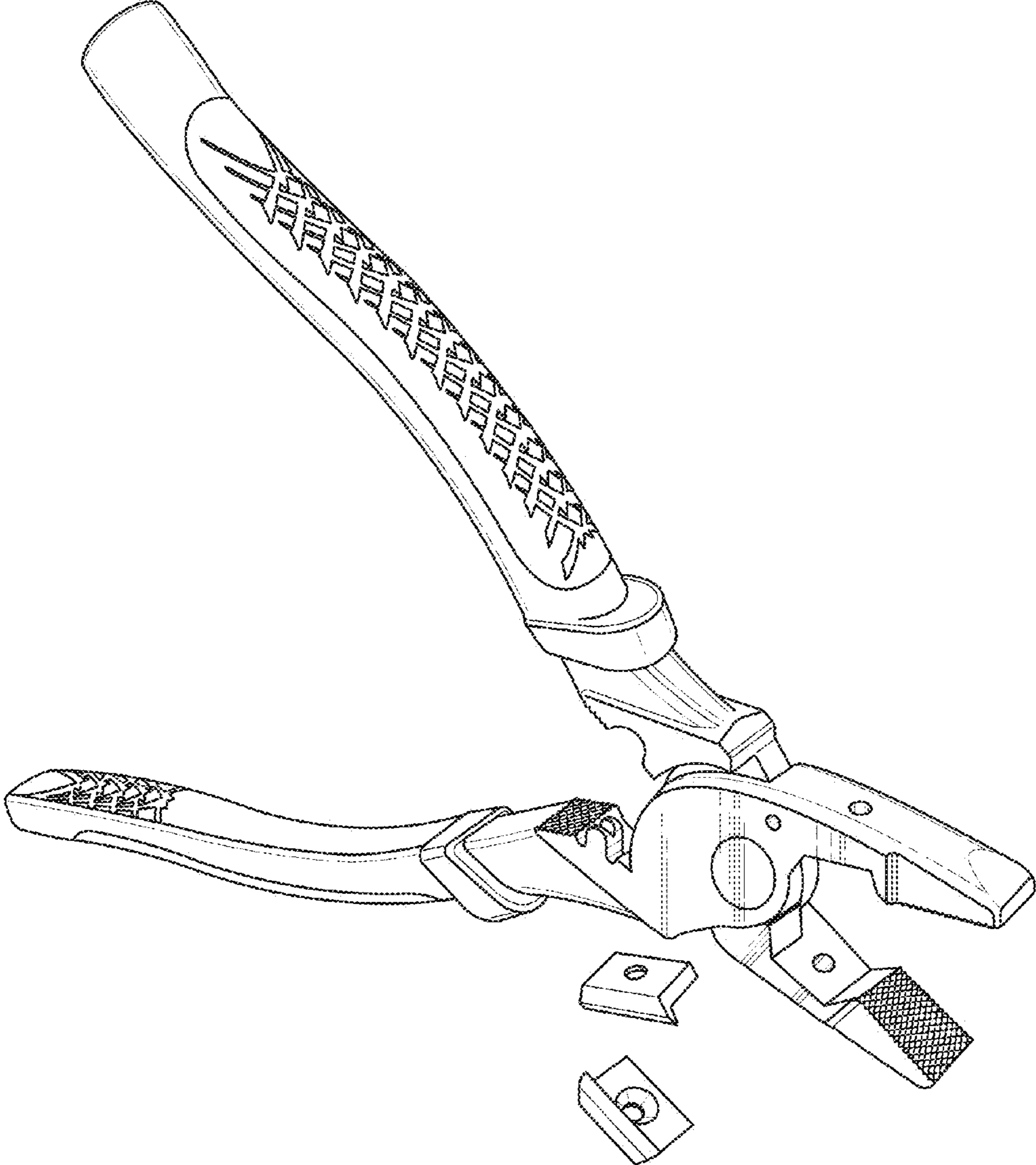


Fig. 9