



US00D732910S

(12) **United States Design Patent**
Meignan

(10) **Patent No.:** **US D732,910 S**
(45) **Date of Patent:** **** Jun. 30, 2015**

(54) **LADLE**

(71) Applicant: **PYLONES SAS**, Colombes (FR)

(72) Inventor: **Francois Meignan**, Menerbes (FR)

(73) Assignee: **PYLONES SAS**, Colombes (FR)

(**) Term: **14 Years**

(21) Appl. No.: **29/460,963**

(22) Filed: **Jul. 17, 2013**

(30) **Foreign Application Priority Data**

Feb. 6, 2013 (EM) 002179697-0004

(51) **LOC (10) Cl.** **07-02**

(52) **U.S. Cl.**
USPC **D7/689**

(58) **Field of Classification Search**
USPC D7/680-696, 368, 669; 30/322-324;
294/176; 7/110, 113, 170

See application file for complete search history.

(56) **References Cited**

U.S. PATENT DOCUMENTS

D405,660 S * 2/1999 Hansen et al. D7/688
D552,940 S * 10/2007 Claypool et al. D7/691
D552,941 S * 10/2007 McRorie D7/691

* cited by examiner

Primary Examiner — Terry Wallace

(74) *Attorney, Agent, or Firm* — Venable LLP; Steven J. Schwarz

(57) **CLAIM**

The ornamental design for a ladle, as shown and described.

DESCRIPTION

FIG. 1 is a perspective view of a ladle showing my new design.

FIG. 2 is a front view thereof.

FIG. 3 is a rear view thereof.

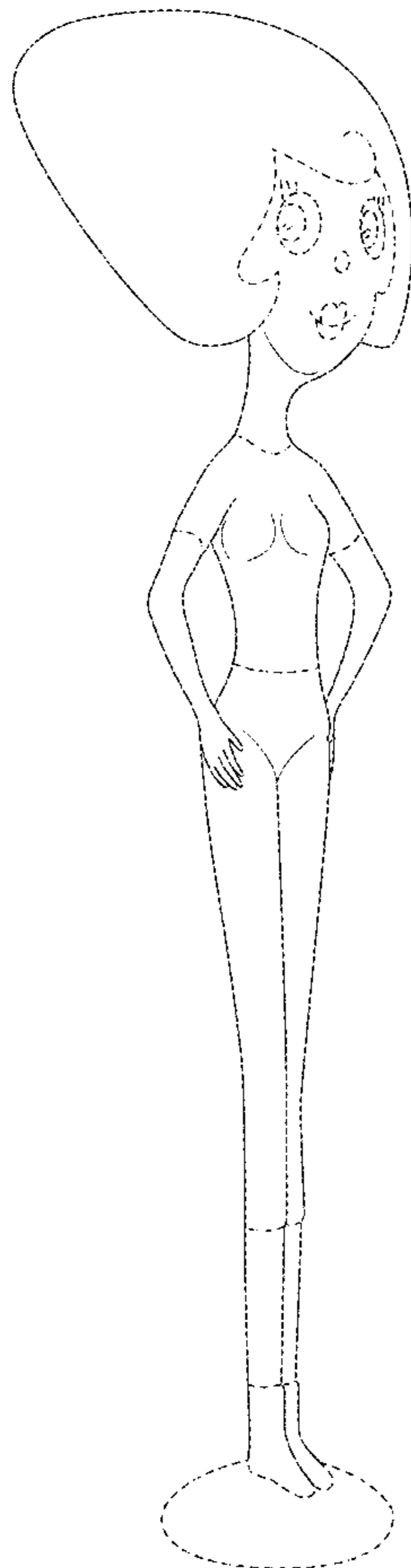
FIG. 4 is a top plan view thereof.

FIG. 5 is a right side view thereof; and,

FIG. 6 is a left side view thereof.

The bottom of the ladle is substantially flat and unornamented. Features shown in broken lines are environment only and not part of the claimed design.

1 Claim, 6 Drawing Sheets



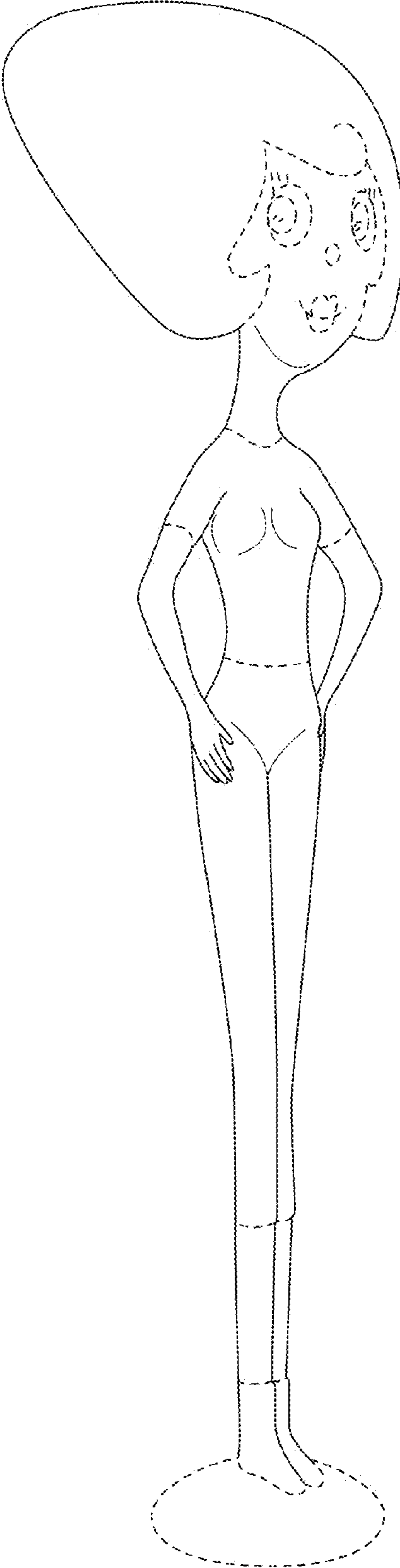


FIG. 1

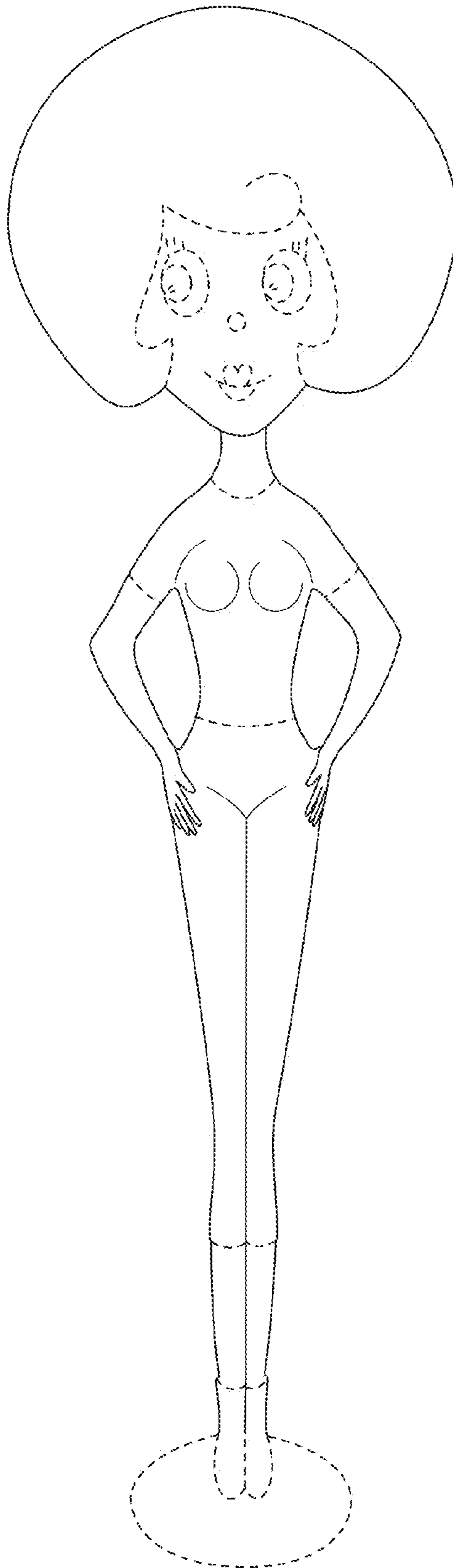


FIG. 2

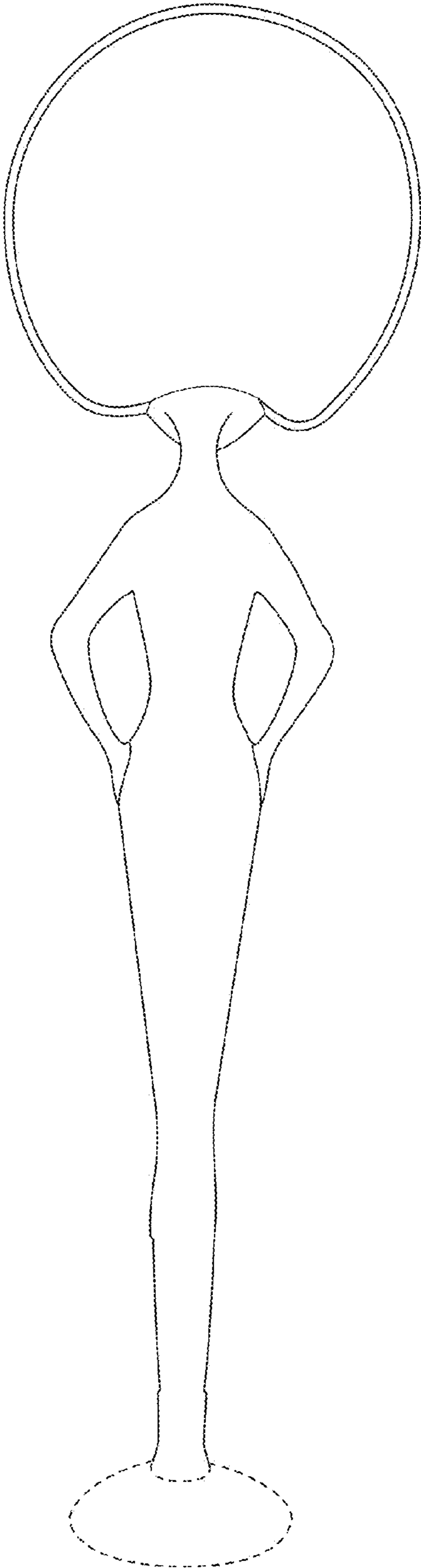


FIG. 3




FIG. 4

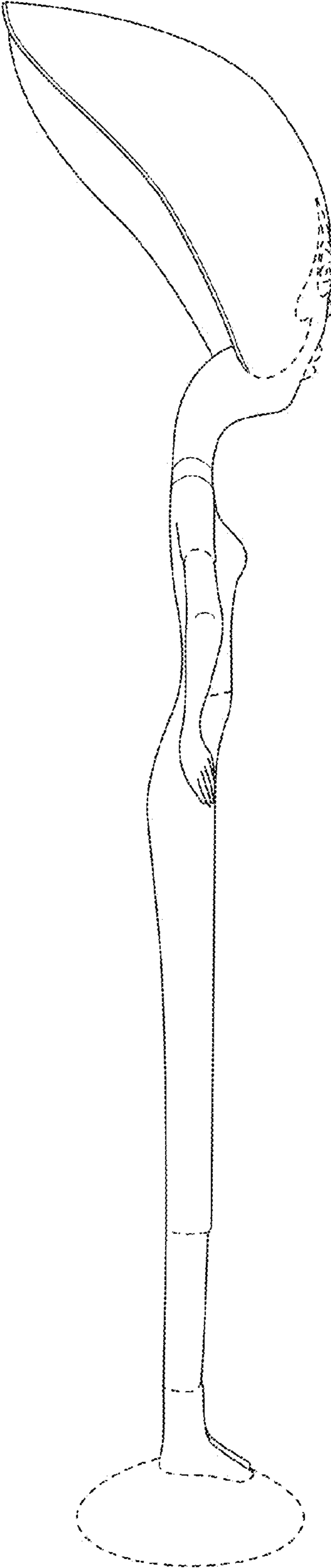


FIG. 5

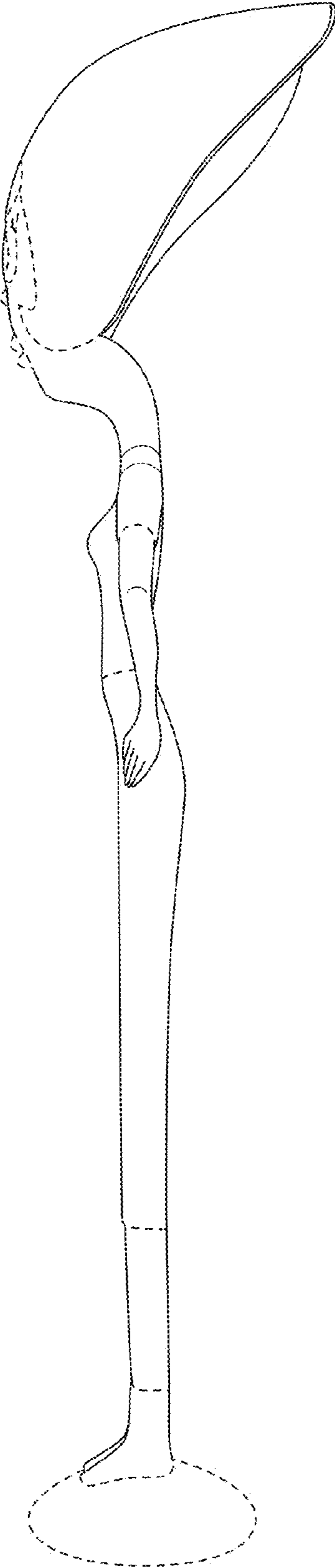


FIG. 6