



US00D732909S

(12) **United States Design Patent**  
**Meignan**

(10) **Patent No.:** **US D732,909 S**  
(45) **Date of Patent:** **\*\* Jun. 30, 2015**

(54) **SKIMMER**

(56) **References Cited**

(71) Applicant: **PYLONES SAS**, Colombes (FR)  
(72) Inventor: **Francois Meignan**, Menerbes (FR)  
(73) Assignee: **PYLONES SAS**, Colombes (FR)

U.S. PATENT DOCUMENTS

D272,118 S *	1/1984	Steiner .....	D7/667
D293,066 S *	12/1987	Ferm et al. ....	D7/692
D367,406 S *	2/1996	Ancona .....	D7/692
D405,660 S *	2/1999	Hansen et al. ....	D7/688
D487,675 S *	3/2004	Overthun et al. ....	D7/667
D525,836 S *	8/2006	Moore .....	D7/689

(\*\*) Term: **14 Years**

\* cited by examiner

(21) Appl. No.: **29/460,962**

*Primary Examiner* — Terry Wallace

(22) Filed: **Jul. 17, 2013**

(74) *Attorney, Agent, or Firm* — Venable LLP; Steven J. Schwarz

(30) **Foreign Application Priority Data**

(57) **CLAIM**

The ornamental design for a skimmer, as shown and described.

Feb. 6, 2013 (EM) ..... 002179697-0005

(51) **LOC (10) Cl.** ..... **07-02**

(52) **U.S. Cl.**

USPC ..... **D7/689**

(58) **Field of Classification Search**

USPC ..... D7/667, 680–696, 368, 669;  
30/322–324; 210/470–478

See application file for complete search history.

**DESCRIPTION**

Fig. 1 is a perspective view of a skimmer showing my new design.

FIG. 2 is a front view thereof.

FIG. 3 is a rear view thereof.

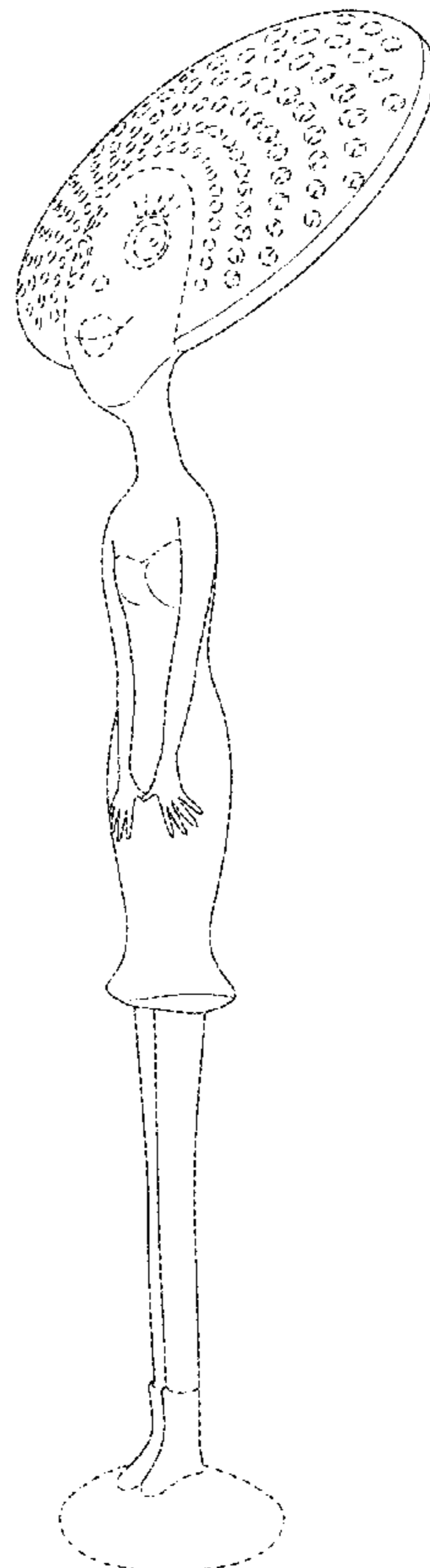
FIG. 4 is a top plan view thereof.

FIG. 5 is a right side view thereof; and,

FIG. 6 is a left side view thereof.

The bottom of the skimmer is substantially flat and unornamented. Features shown in broken lines are environment only and not part of the claimed design.

**1 Claim, 6 Drawing Sheets**



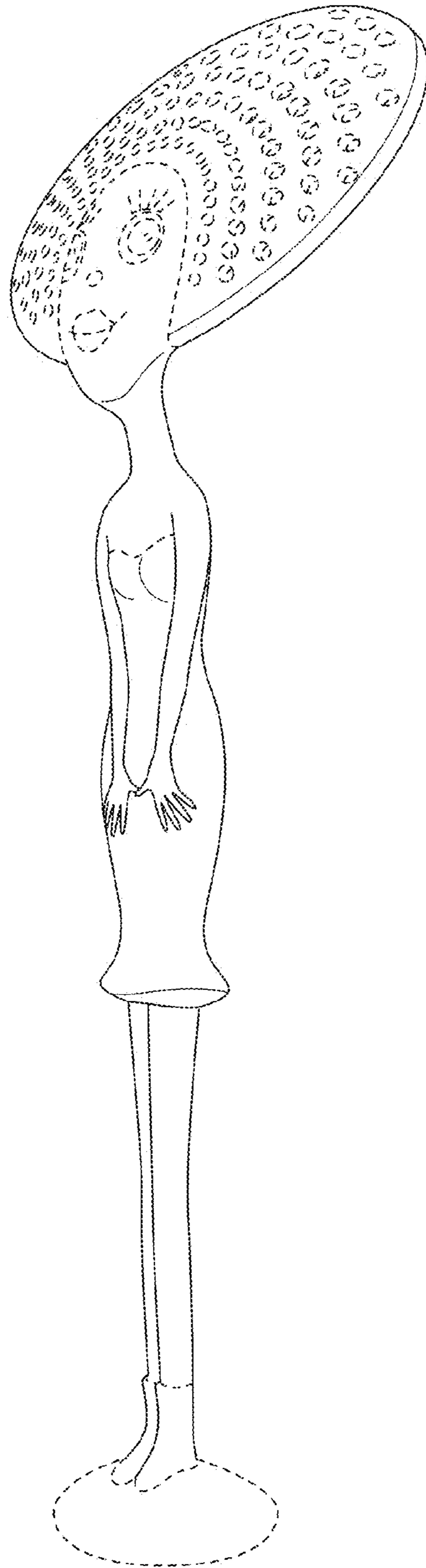


FIG. 1

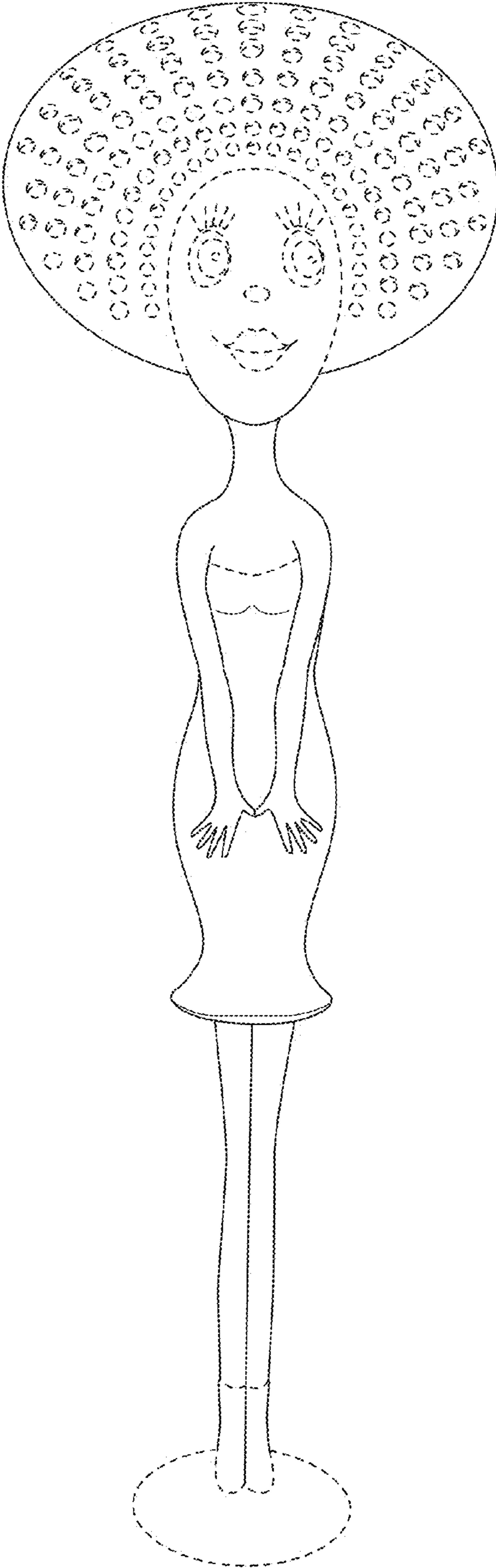


FIG. 2

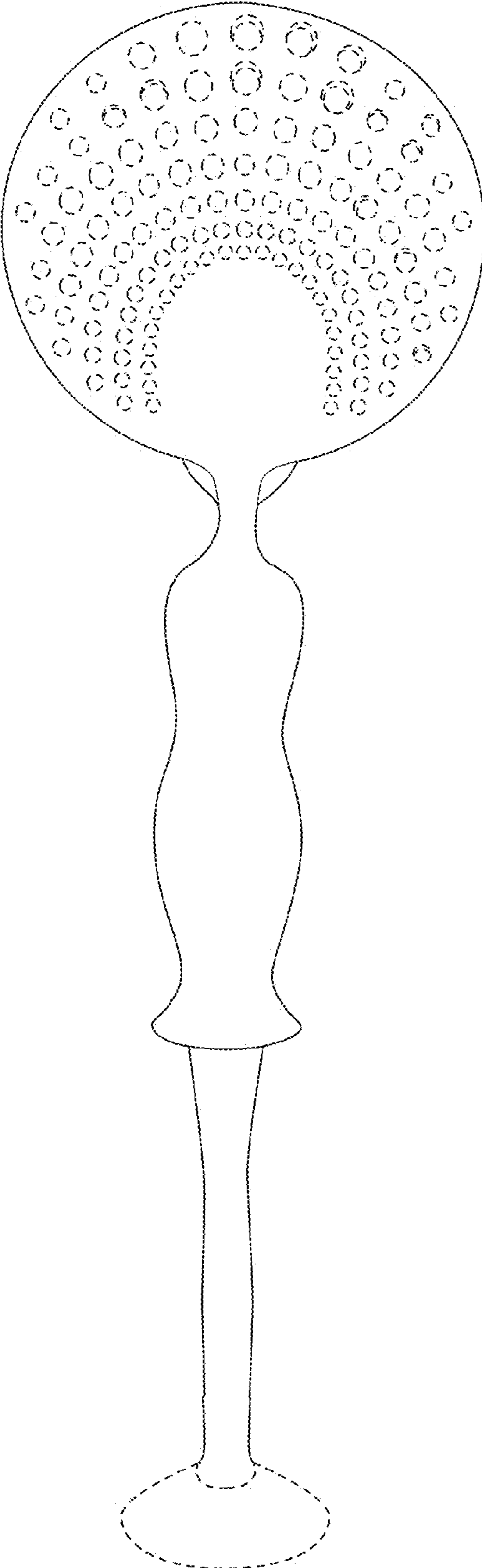


FIG. 3

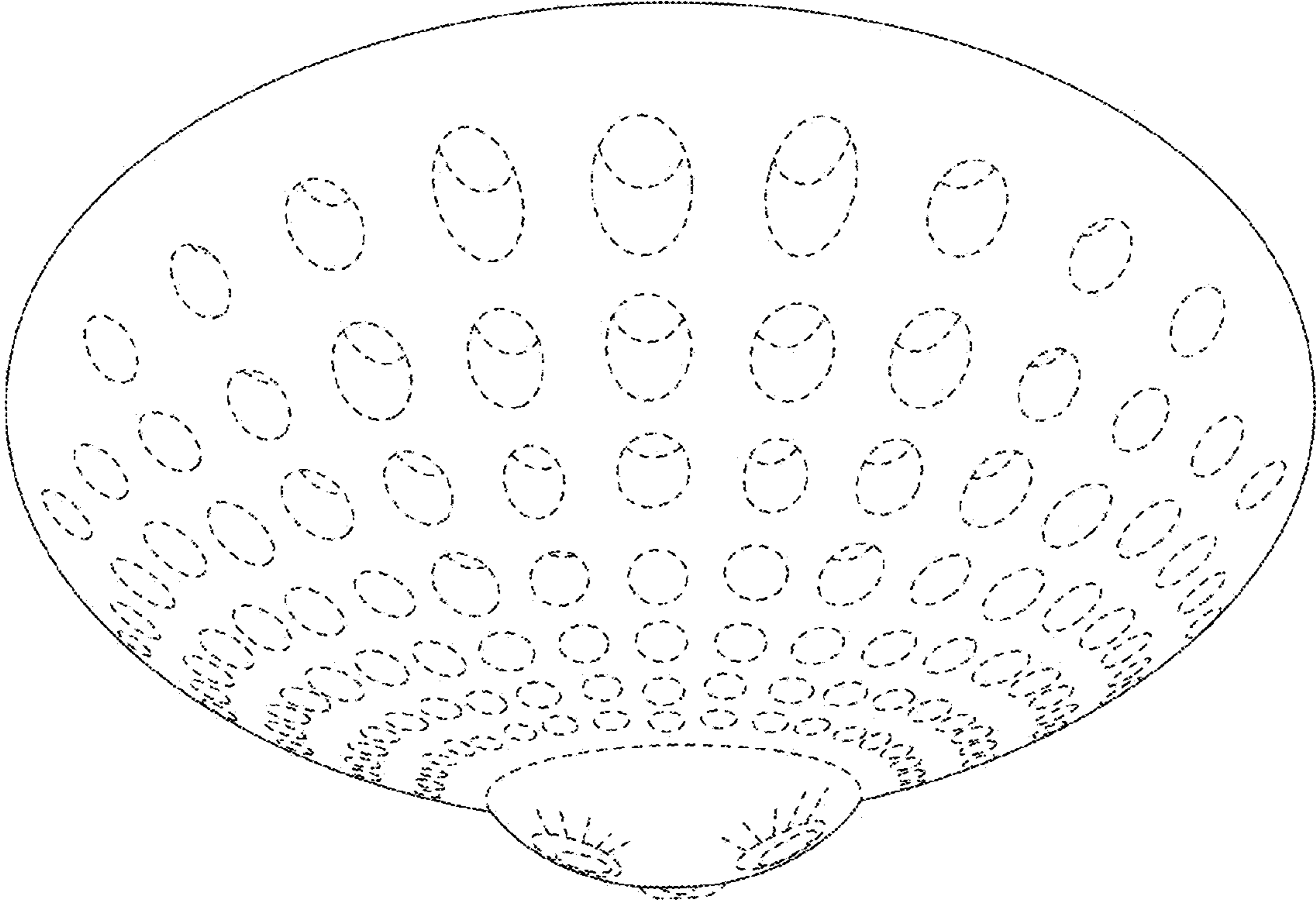


FIG. 4

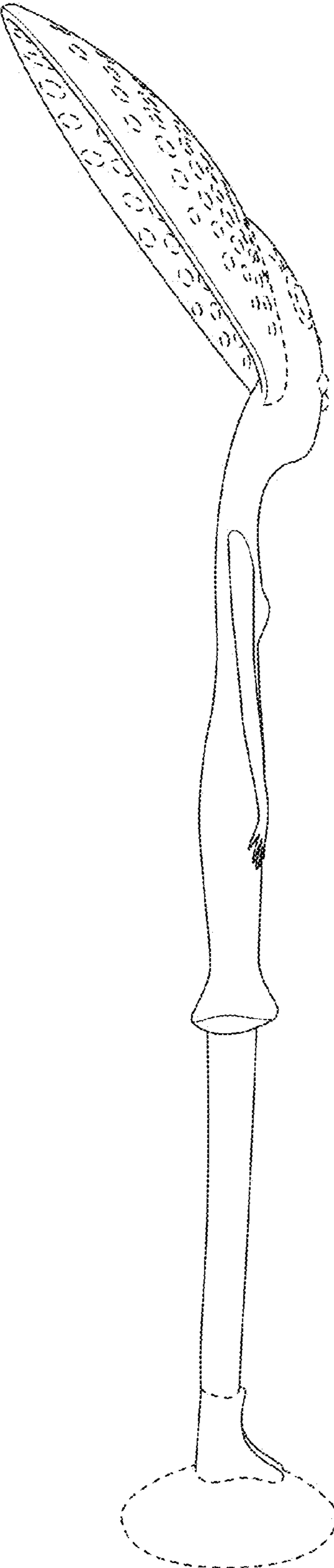


FIG. 5

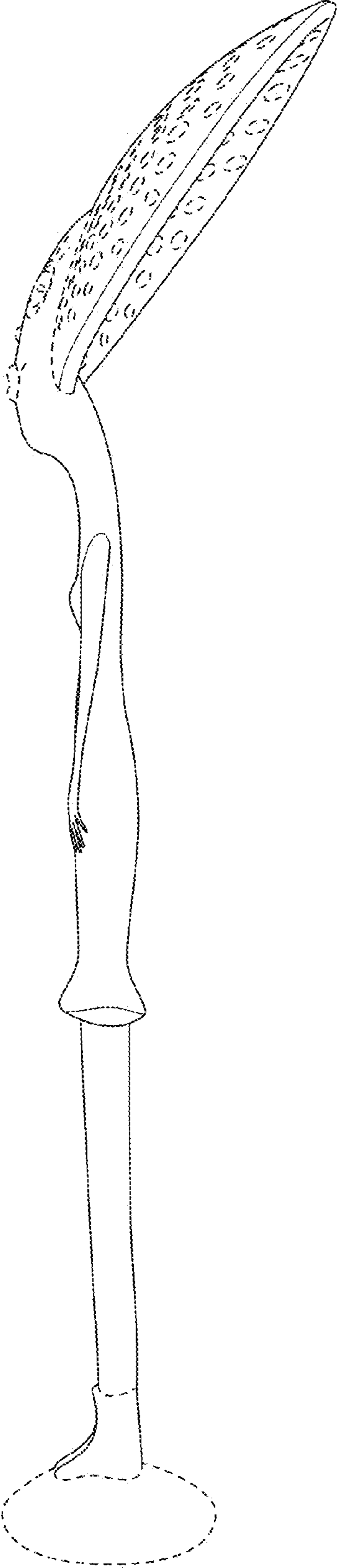


FIG. 6