



US00D732907S

(12) **United States Design Patent**  
**Henry et al.**

(10) **Patent No.:** **US D732,907 S**  
(45) **Date of Patent:** **\*\* Jun. 30, 2015**

(54) **TEST TOOL ARRAY**

(71) Applicant: **Robinson Home Products Inc.**,  
Williamsville, NY (US)

(72) Inventors: **Lou Henry**, Scarsdale, NY (US); **John Healy**, Brooklyn, NY (US)

(73) Assignee: **Robinson Home Products Inc.**,  
Williamsville, NY (US)

(\*\*) Term: **14 Years**

(21) Appl. No.: **29/483,542**

(22) Filed: **Feb. 28, 2014**

(51) **LOC (10) Cl.** ..... **07-06**

(52) **U.S. Cl.**  
USPC ..... **D7/669**

(58) **Field of Classification Search**  
USPC ..... D7/368, 669, 680–696, 642, 645, 653;  
D8/105; D28/65; 7/170, 119, 118, 110,  
7/112, 113, 155, 151; 81/3.48, 3.09, 3.36  
CPC ..... B67B 7/0423; B67B 7/44; A61C 15/02;  
B26B 11/00; B25F 1/04; B25F 3/00; A47J  
43/27

See application file for complete search history.

(56) **References Cited**

**U.S. PATENT DOCUMENTS**

5,806,119 A \* 9/1998 Wood ..... 7/118  
6,848,453 B2 \* 2/2005 Hampton ..... 132/321

7,284,557 B1 \* 10/2007 Williams ..... 132/212  
2011/0072594 A1 \* 3/2011 Danias-Borkin ..... 7/155  
2012/0124754 A1 \* 5/2012 Frazer ..... 7/118  
2013/0160213 A1 6/2013 Salles

\* cited by examiner

*Primary Examiner* — Terry Wallace

(74) *Attorney, Agent, or Firm* — Florek & Endres PLLC

(57) **CLAIM**

The ornamental design for a test tool array, as shown and described.

**DESCRIPTION**

FIG. 1 is a perspective view of the test tool array of the invention.

FIG. 2 is a left side elevation of the test tool array of the invention.

FIG. 3 is a right side elevation of the test tool array of the invention.

FIG. 4 is a top plan view of the test tool array of the invention.

FIG. 5 is a bottom plan view of the test tool array of the invention.

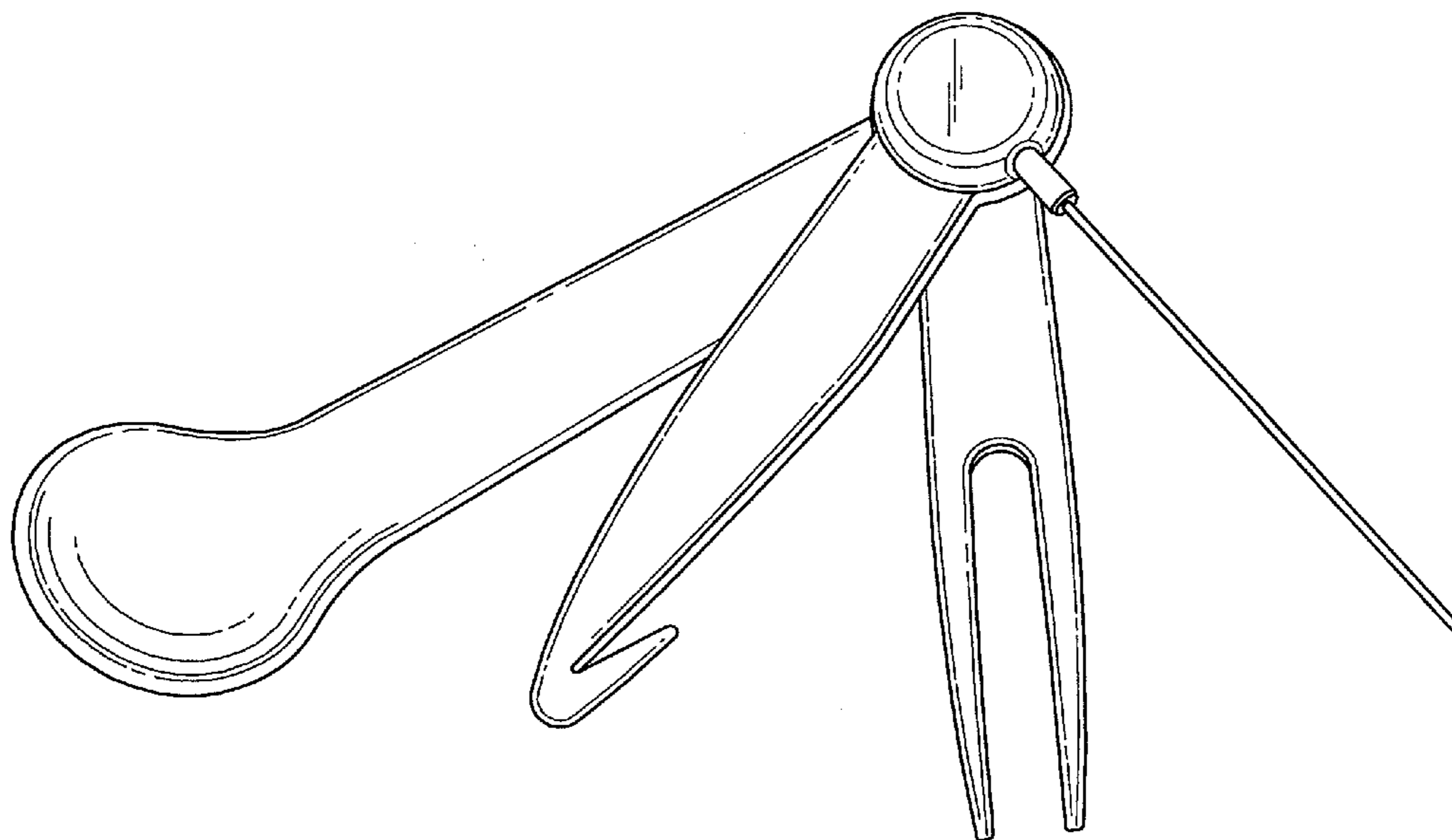
FIG. 6 is a rear elevation of the test tool array of the invention.


FIG. 7 is a front elevation of the test tool array of the invention; and,

FIG. 8 is a perspective view of the test tool array of the invention with the test tools fanned out.

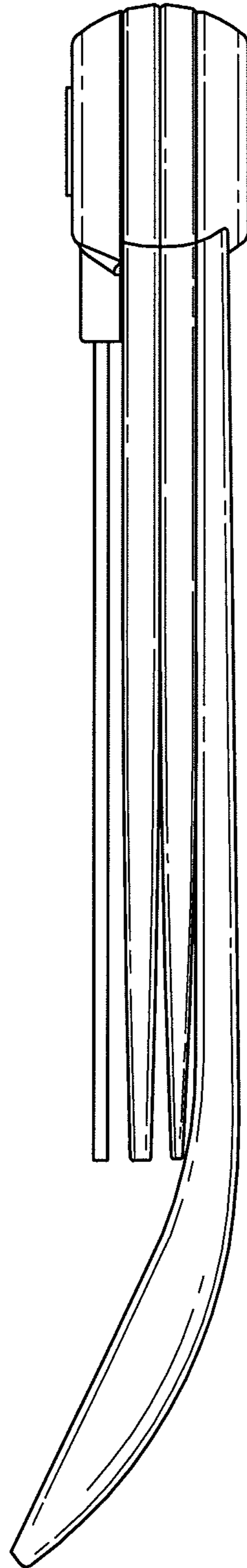
The broken lines in the drawings represent unclaimed features.

**1 Claim, 7 Drawing Sheets**

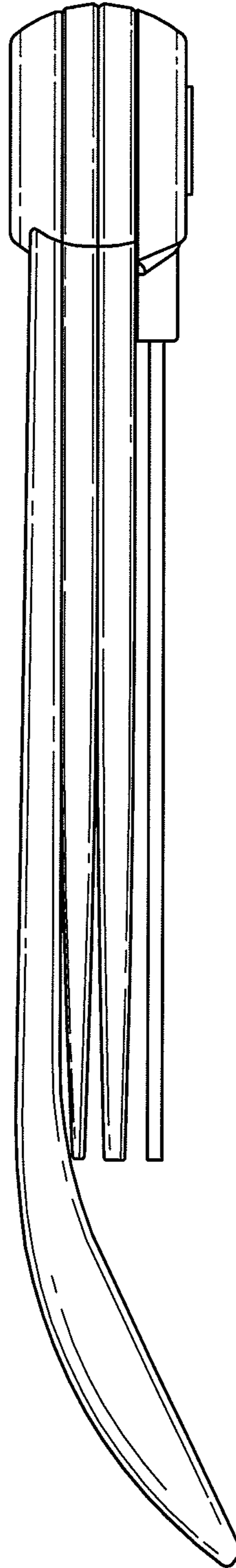




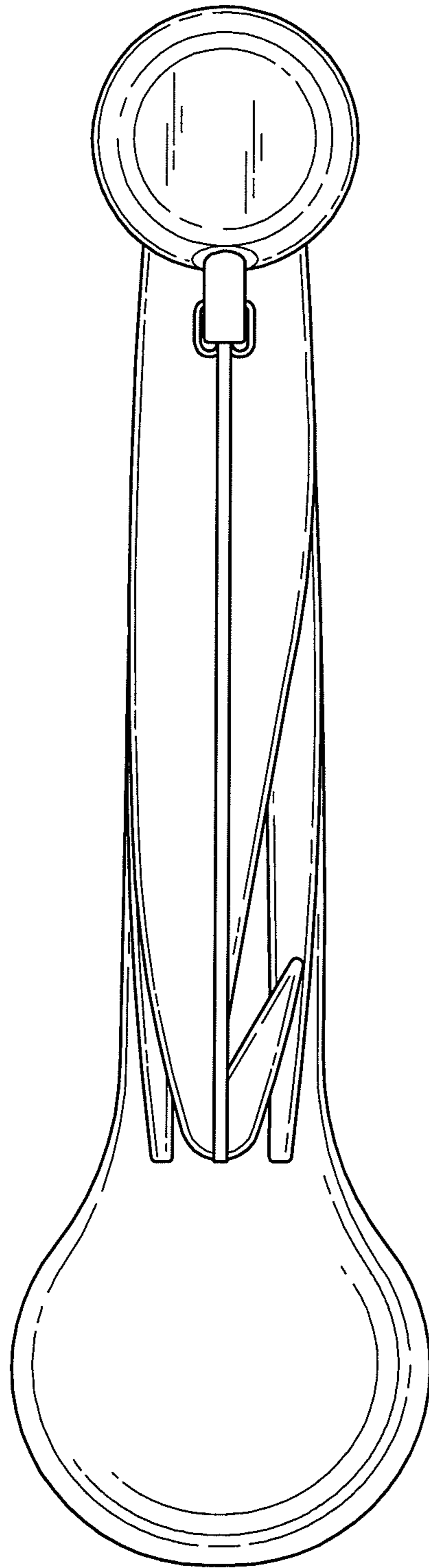
**FIG. 1**



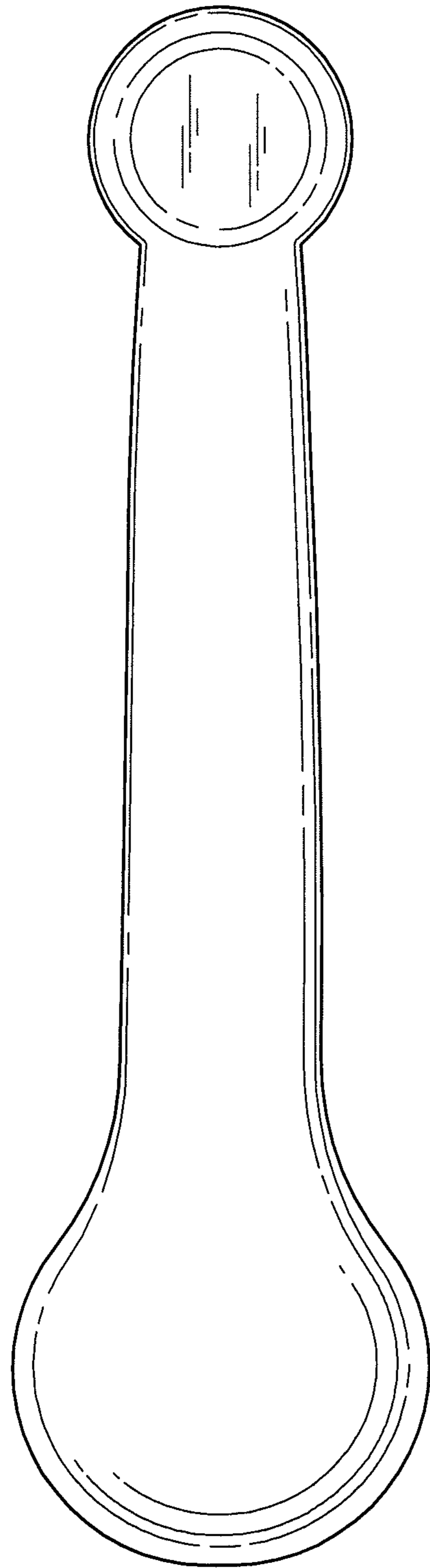
*FIG. 2*



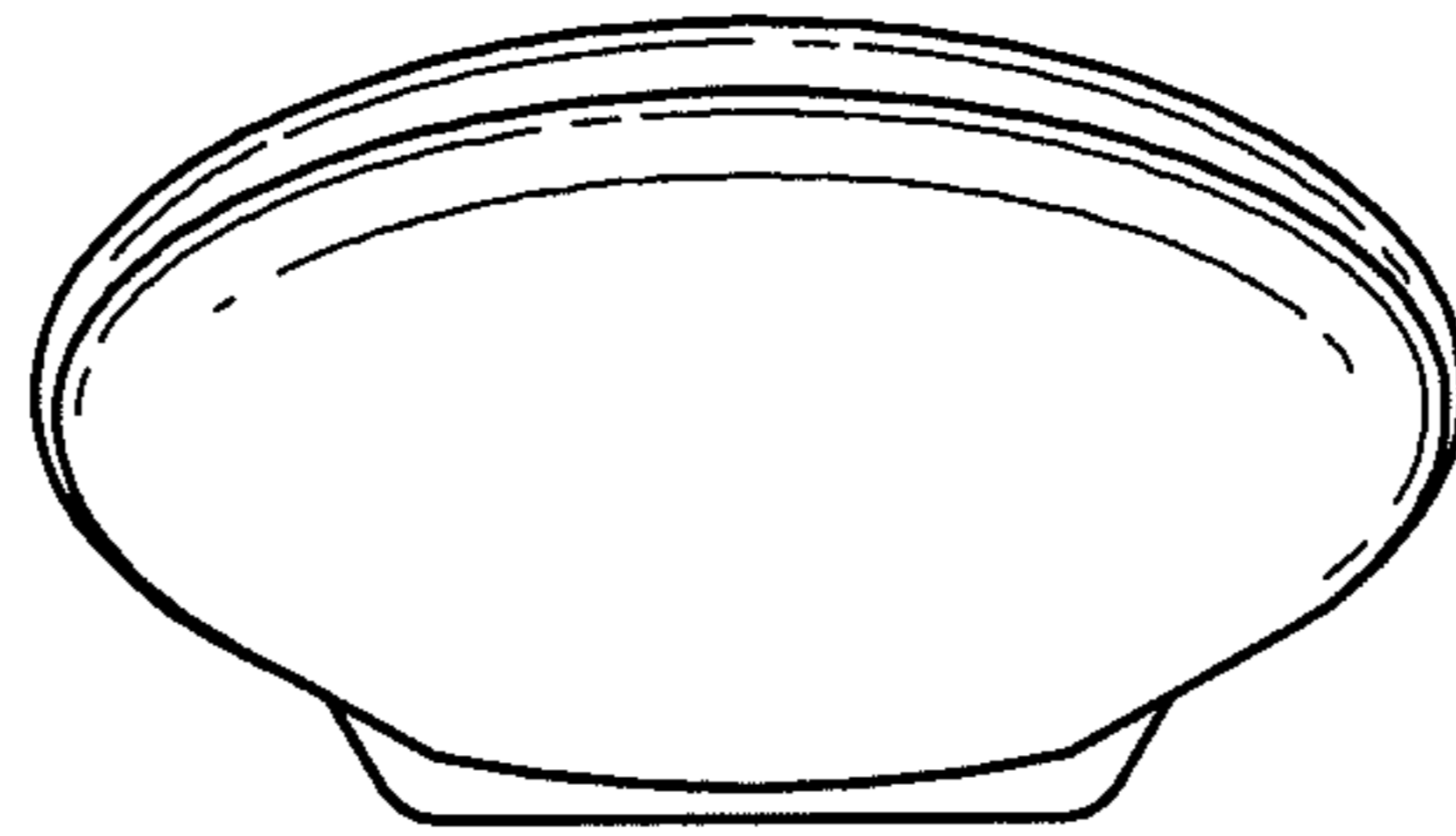
**FIG. 3**



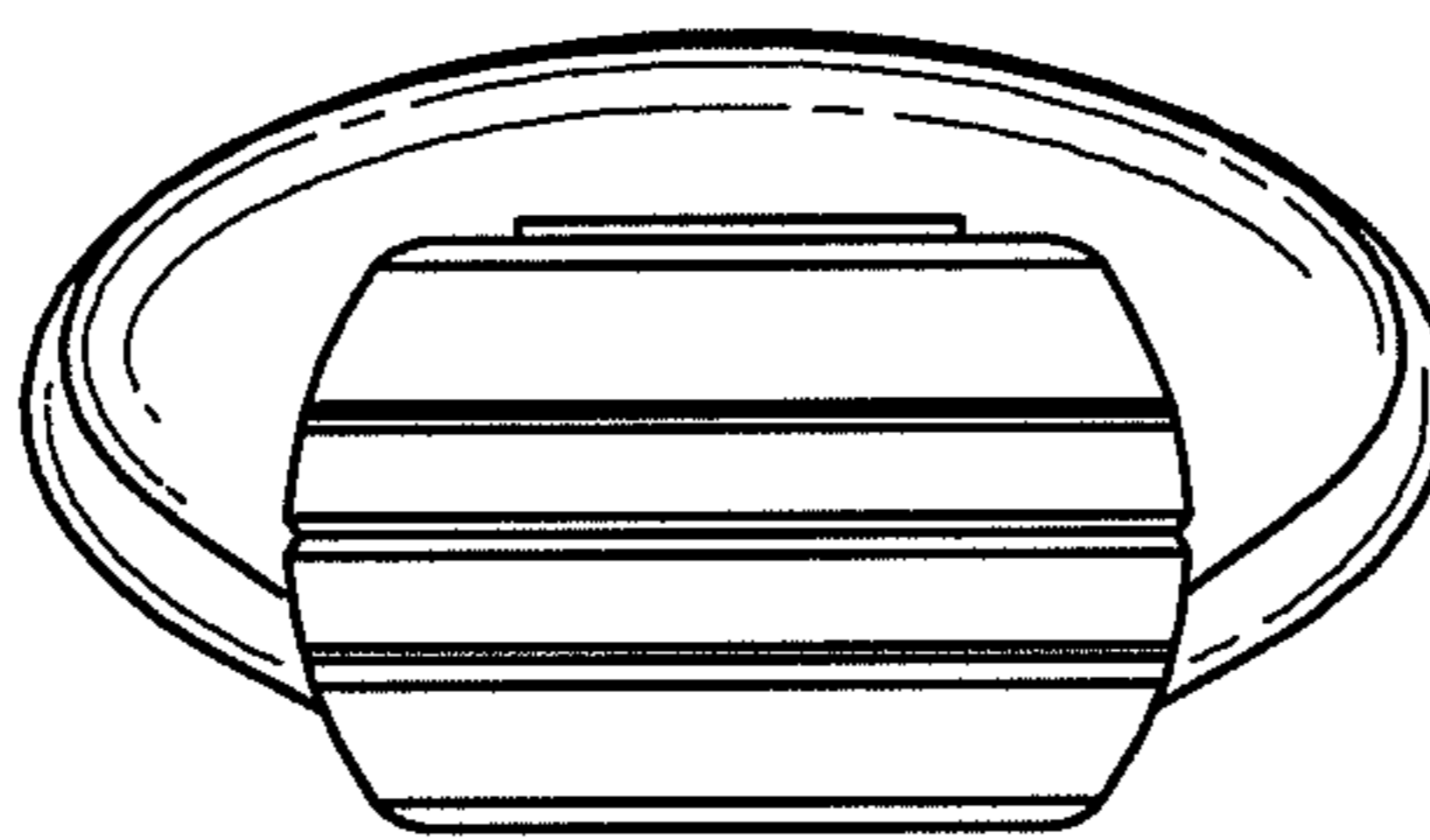
**FIG. 4**



*FIG. 5*



*FIG. 6*



*FIG. 7*



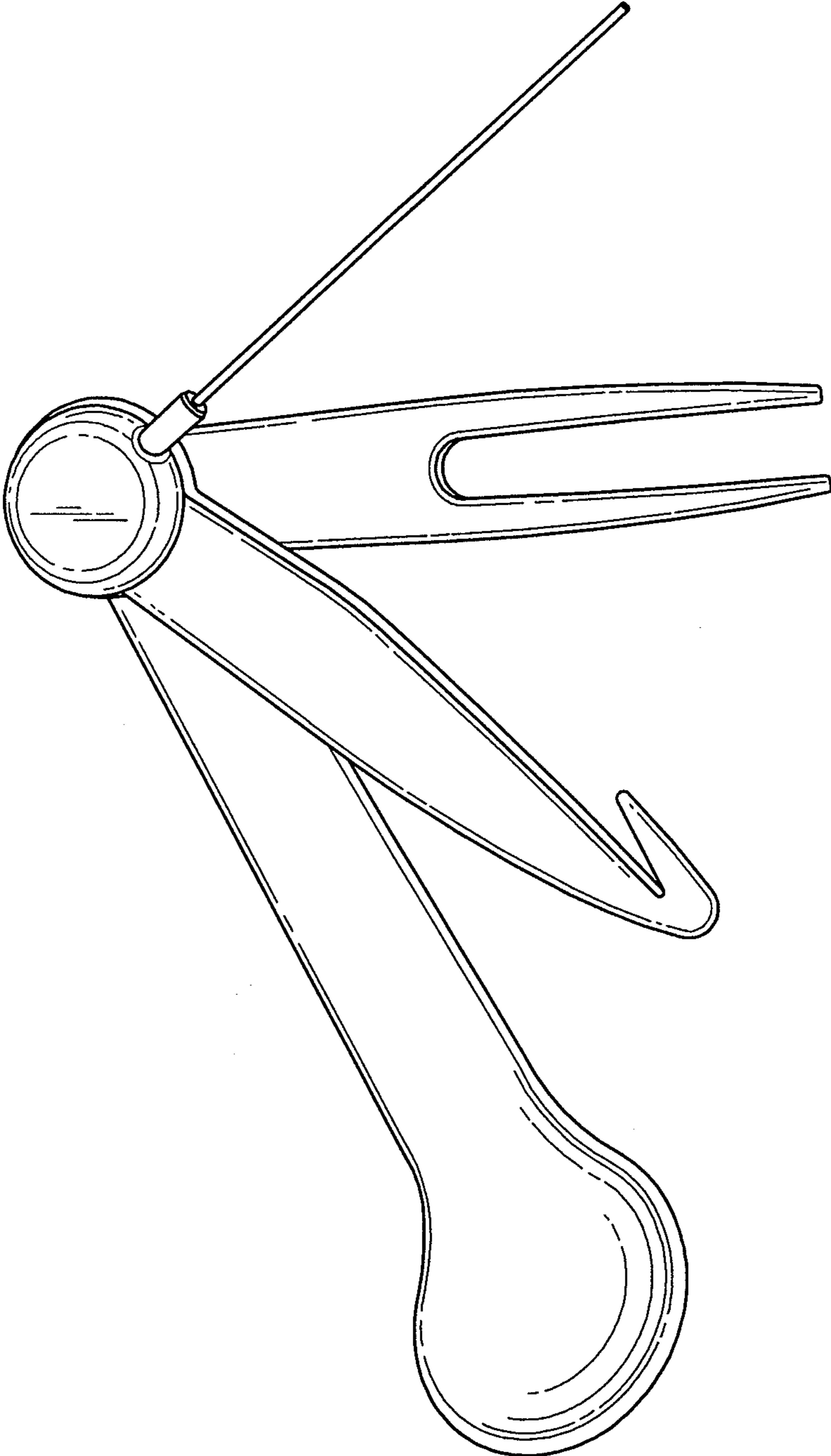


FIG. 8