



US00D732893S

(12) **United States Design Patent**
Bronwasser et al.

(10) **Patent No.:** **US D732,893 S**
(45) **Date of Patent:** **** Jun. 30, 2015**

(54) **BEVERAGE CONTAINER**
(71) Applicant: **Pacific Market International, LLC,**
Seattle, WA (US)
(72) Inventors: **Robert Bronwasser, Amsterdam (NL);**
Chantal Krul, Leiderdorp (NL)
(73) Assignee: **Pacific Market International, LLC,**
Seattle, WA (US)
(**) Term: **14 Years**

D544,352 S *	6/2007	Dittmer et al.	D9/504
D545,678 S *	7/2007	Dittmer et al.	D9/504
D548,084 S *	8/2007	Dittmer et al.	D9/504
D615,404 S *	5/2010	Pitzer et al.	D9/500
D619,894 S *	7/2010	Ashiwa et al.	D9/504
D634,977 S *	3/2011	Mouquet	D7/598
D637,910 S *	5/2011	Yeung	D9/504
D638,710 S *	5/2011	Yeung	D9/504
D642,852 S *	8/2011	Sheppard et al.	D7/317
D646,920 S *	10/2011	Sheppard et al.	D7/316
D685,637 S *	7/2013	Colon et al.	D9/500
D685,639 S *	7/2013	Colon et al.	D9/504
D687,303 S *	8/2013	Colon et al.	D9/504
D705,657 S *	5/2014	Cole et al.	D9/503

(21) Appl. No.: **29/472,435**
(22) Filed: **Nov. 12, 2013**
(51) **LOC (10) Cl.** **07-01**
(52) **U.S. Cl.**
USPC **D7/510**
(58) **Field of Classification Search**
USPC D3/273; D6/512; D7/300, 305, 500,
D7/507, 509, 510, 511, 589, 598, 601, 602,
D7/605, 608, 619.1; D9/445, 447, 449,
D9/500, 503, 504, 516, 529, 537, 539, 544,
D9/545, 549, 558, 737, 738, 741; D28/76;
215/379, 381, 382, 400; 220/660, 669,
220/375, 662
See application file for complete search history.

* cited by examiner

Primary Examiner — Susan Bennett Hattan
Assistant Examiner — Leanne Was
(74) *Attorney, Agent, or Firm* — Davis Wright Tremaine
LLP; George C. Rondeau, Jr.

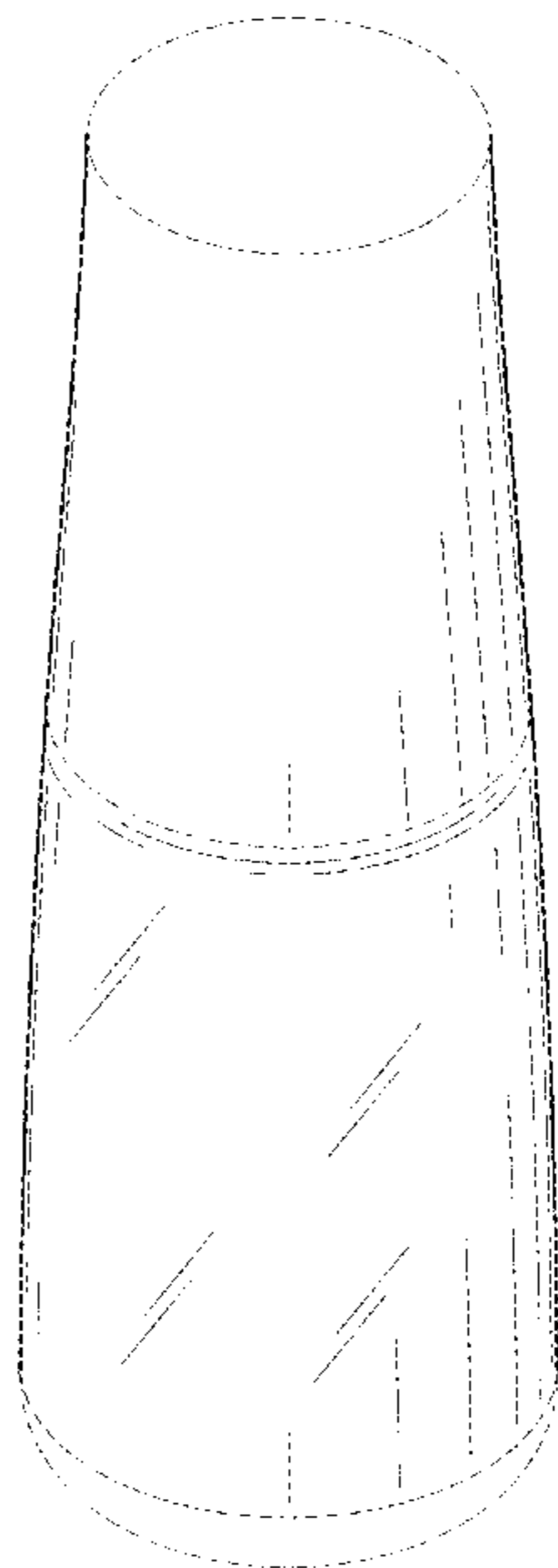
(56) **References Cited**
U.S. PATENT DOCUMENTS
D94,098 S * 12/1934 Schuelke D7/300.1
D278,598 S * 4/1985 Weber D9/504
D365,759 S * 1/1996 Otani et al. D9/504
D373,730 S * 9/1996 Baron D9/504
D406,921 S * 3/1999 Roeder D28/7
D472,152 S * 3/2003 Joubert D9/529

(57) **CLAIM**
The ornamental design for a beverage container, as shown and described.

DESCRIPTION

FIG. 1 is a top perspective view of a beverage container showing our new design.
FIG. 2 is a front elevational view thereof.
FIG. 3 is a left side elevational view thereof.
FIG. 4 is a right side elevational view thereof.
FIG. 5 is a rear elevational view thereof.
FIG. 6 is a top plan view thereof; and,
FIG. 7 is a bottom plan view thereof.
The broken lines represent portions of the beverage container that form no part of the claim.

1 Claim, 6 Drawing Sheets



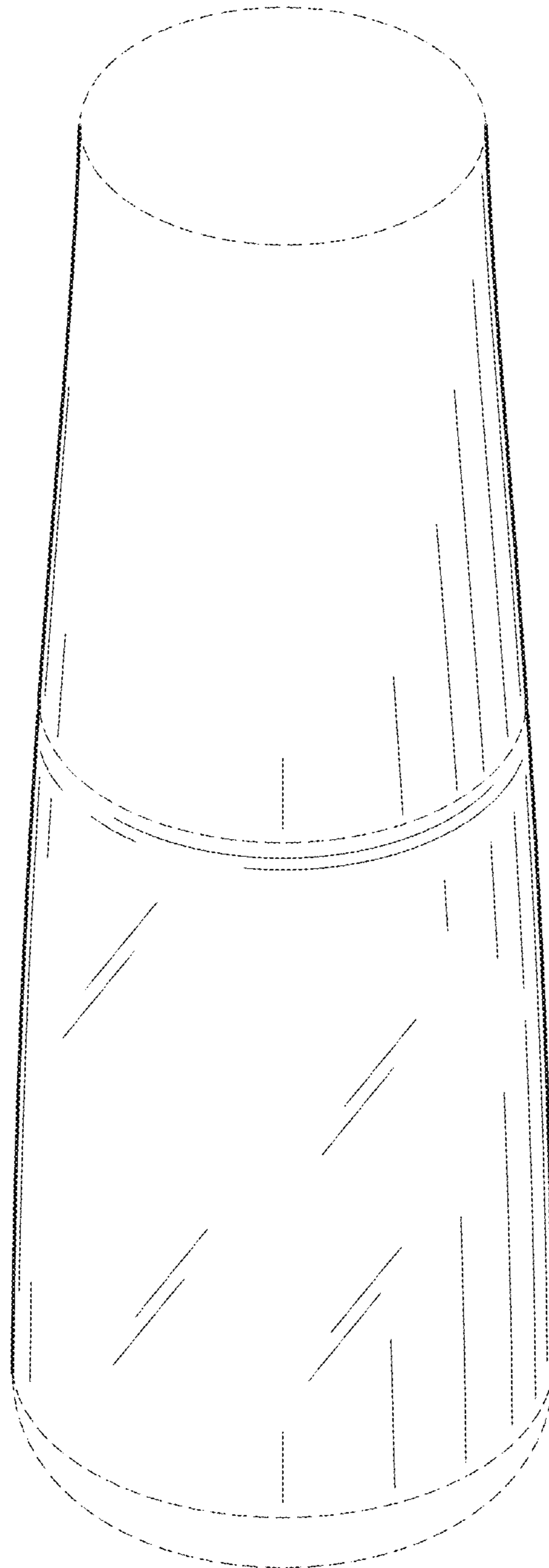


FIG.1

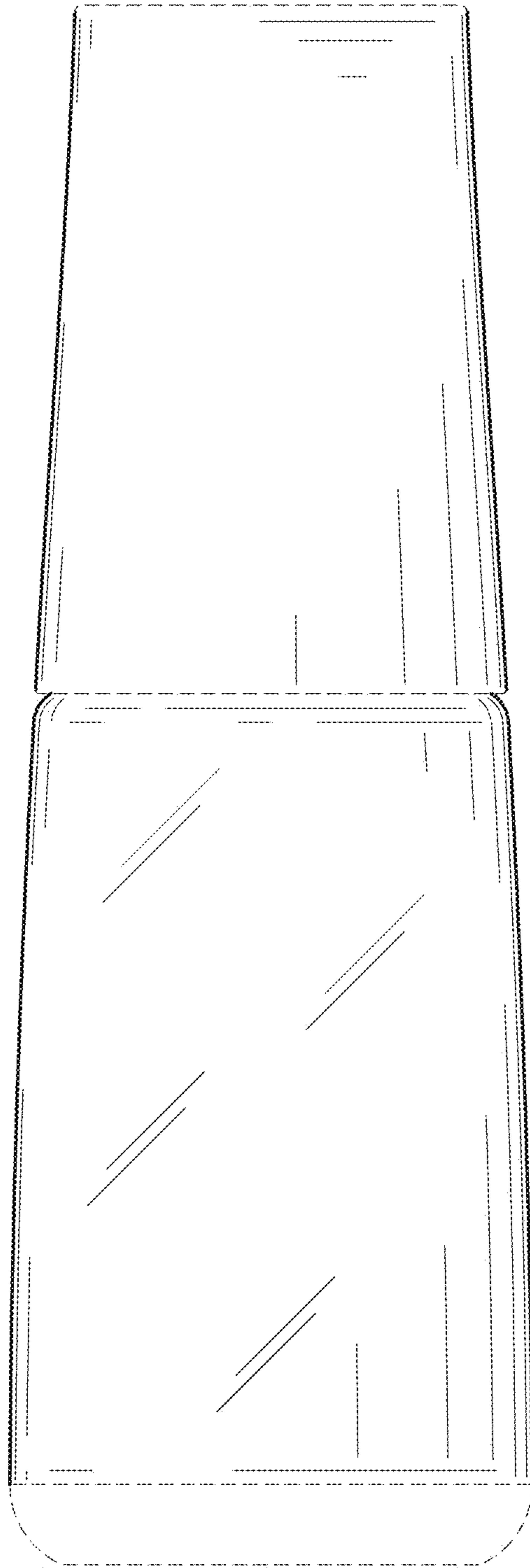


FIG. 2

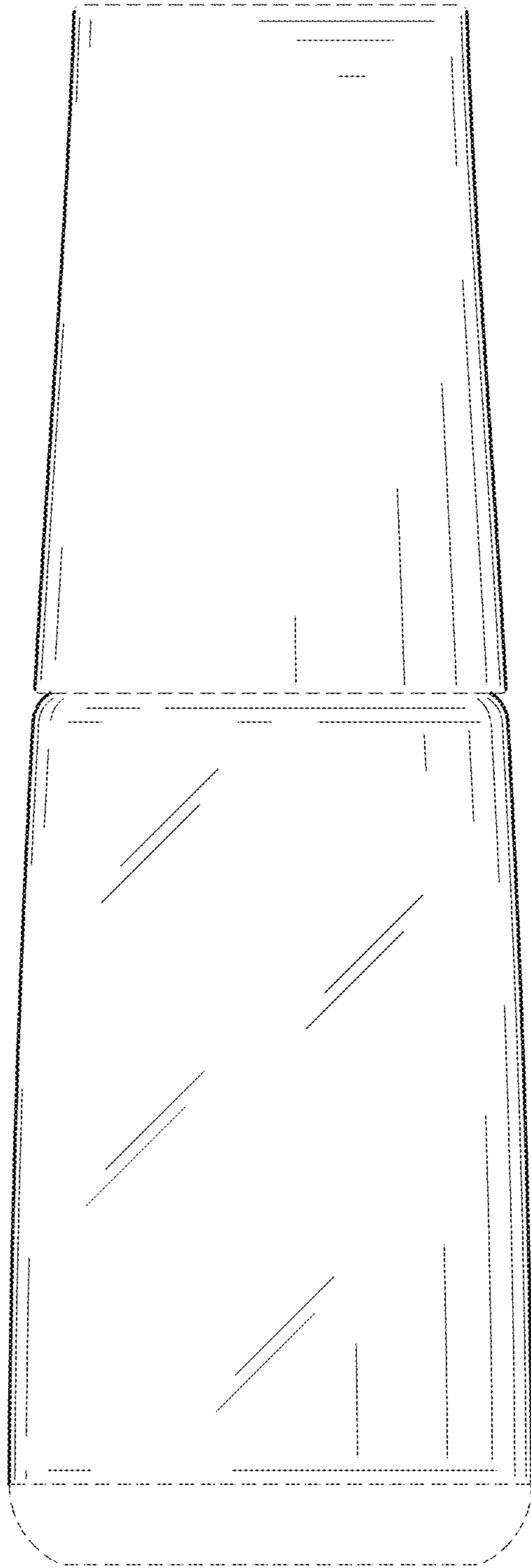


FIG. 3

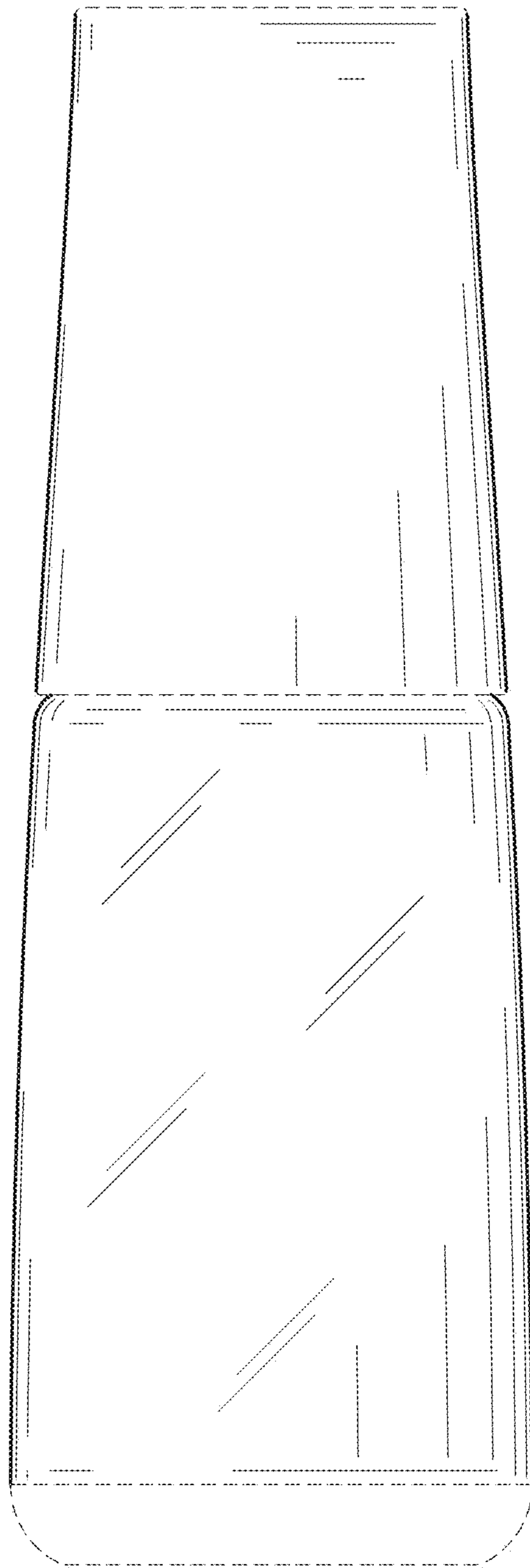


FIG. 4

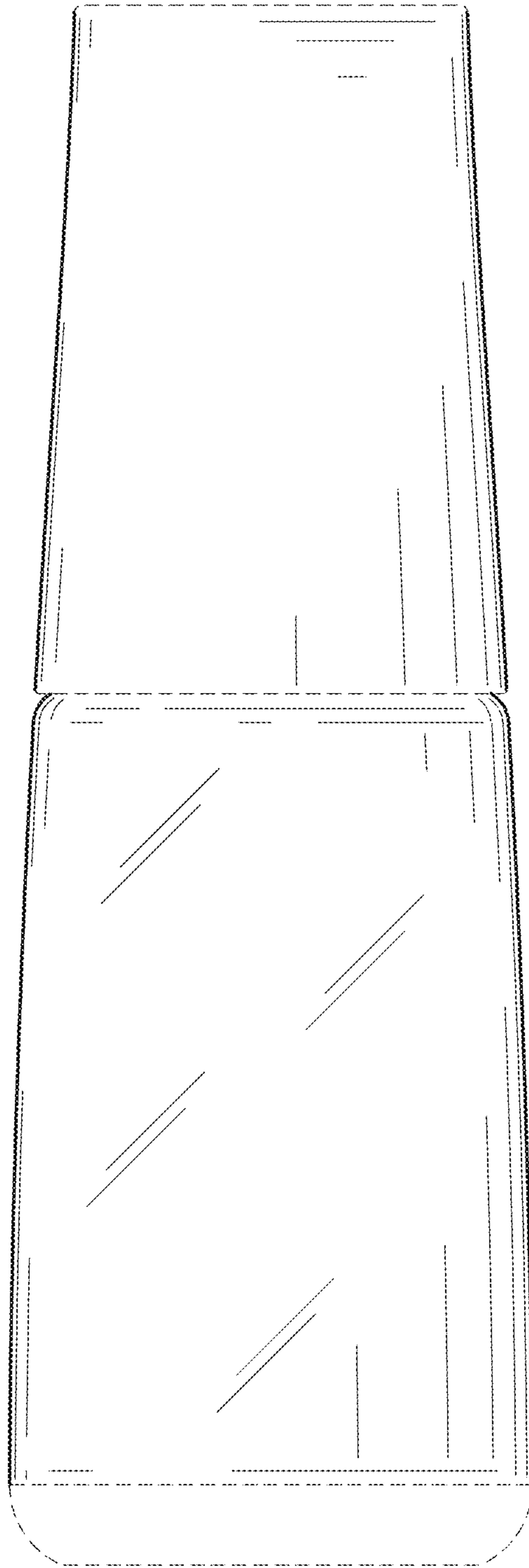


FIG. 5

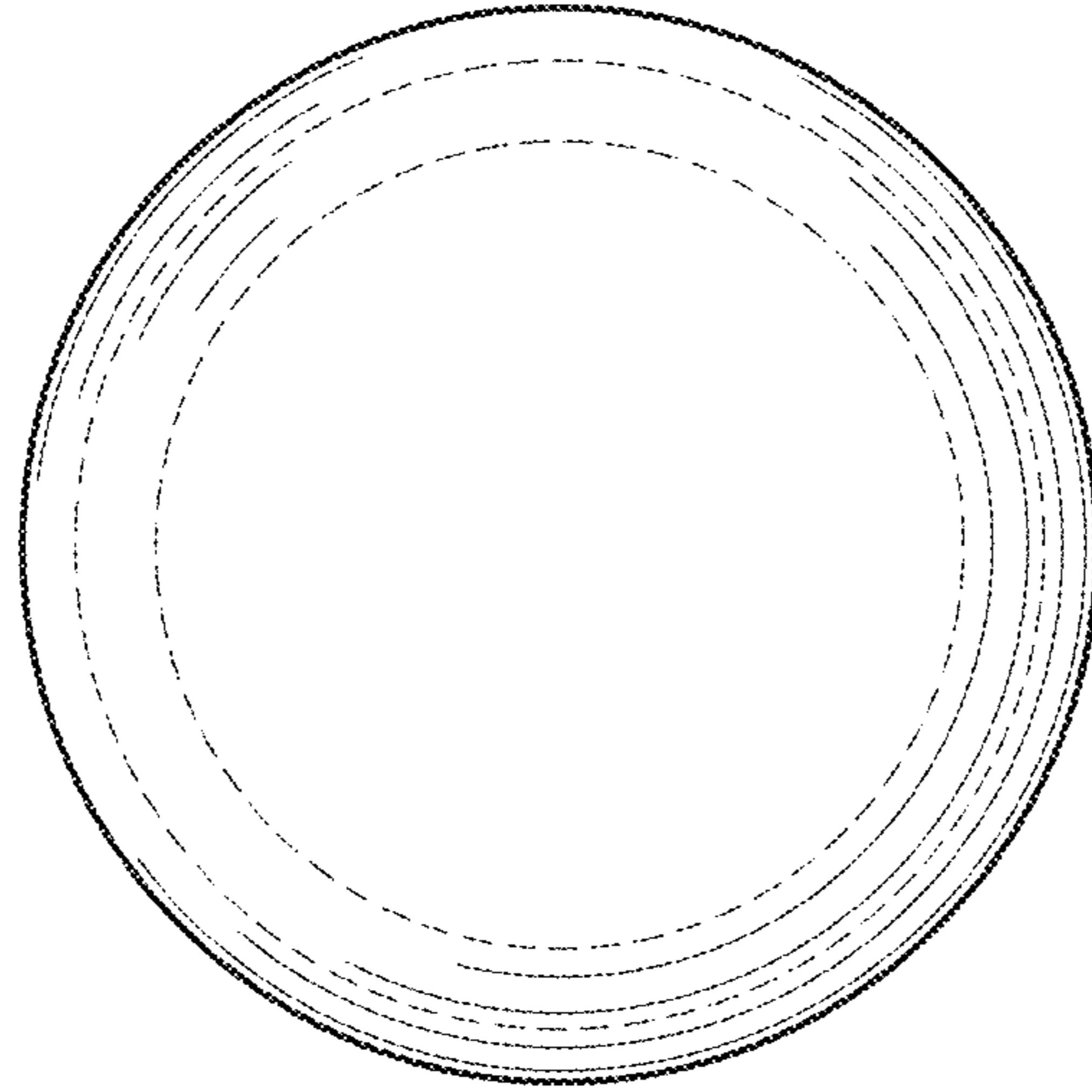


FIG. 6




FIG. 7