



US00D732883S

(12) **United States Design Patent**
Accoceberry et al.

(10) **Patent No.:** **US D732,883 S**

(45) **Date of Patent:** **** Jun. 30, 2015**

(54) **LID**

A47J 45/071; A47J 45/08; H05B 6/12
See application file for complete search history.

(71) Applicant: **Zwilling J.A. Henckels AG**, Solingen (DE)

(56) **References Cited**

(72) Inventors: **Samuel Accoceberry**, Paris (FR);
Sebastian Mader, Hilden (DE)

U.S. PATENT DOCUMENTS

(73) Assignee: **Zwilling J.A. Henckels AG** (DE)

D230,575	S	*	3/1974	Commisso et al.	D9/454
D297,298	S	*	8/1988	Sarnoff et al.	D7/391
D378,724	S	*	4/1997	Young et al.	D7/505
D419,372	S	*	1/2000	Cheng	D7/393
D433,334	S	*	11/2000	Hayes et al.	D9/452
D438,754	S	*	3/2001	Mendelson	D7/391
D457,781	S	*	5/2002	Brown	D7/396.1
D468,207	S	*	1/2003	Brown	D9/454
D516,913	S	*	3/2006	LaMasney	D9/454
D550,030	S	*	9/2007	Peterson	D7/392.1
D567,018	S	*	4/2008	Sims	D7/391
D642,011	S	*	7/2011	Seager	D7/391
D642,921	S	*	8/2011	Endert	D9/454

(**) Term: **14 Years**

(21) Appl. No.: **29/487,811**

(22) Filed: **Apr. 11, 2014**

Related U.S. Application Data

(63) Continuation of application No. 13/970,781, filed on Aug. 20, 2013.

(30) **Foreign Application Priority Data**

Dec. 3, 2013 (EM) 002363507-0005

(51) **LOC (10) Cl.** **07-02**

(52) **U.S. Cl.**
USPC **D7/391; D7/354**

(58) **Field of Classification Search**
USPC D7/323, 354-363, 391-396.1, 505; D9/452, 454; 99/324, 331, 339-340, 99/403, 425-426, 444-445; 126/373.1, 126/383.1-384.1, 390.1; 219/438-439, 219/620-622; 220/573.1-573.5, 752-753, 220/755-759, 912; 222/465.1, 470, 475.1
CPC A47G 19/12; A47J 27/00; A47J 27/002; A47J 27/08; A47J 27/21; A47J 27/58; A47J 36/025; A47J 36/06; A47J 36/12; A47J 37/00; A47J 37/10; A47J 37/101; A47J 37/103; A47J 37/12; A47J 37/1204; A47J 45/061;

* cited by examiner

Primary Examiner — Ricky Pham

(74) *Attorney, Agent, or Firm* — Mayback & Hoffman, P.A.; Gregory L. Mayback

(57) **CLAIM**

The ornamental design for a lid, as shown and described.

DESCRIPTION

FIG. 1 is a bottom plan view of the lid showing our new design thereof;

FIG. 2 is a top plan view of the lid of FIG. 1;

FIG. 3 is a left elevational view of the lid of FIG. 1;

FIG. 4 is a right elevational view of the lid of FIG. 1;

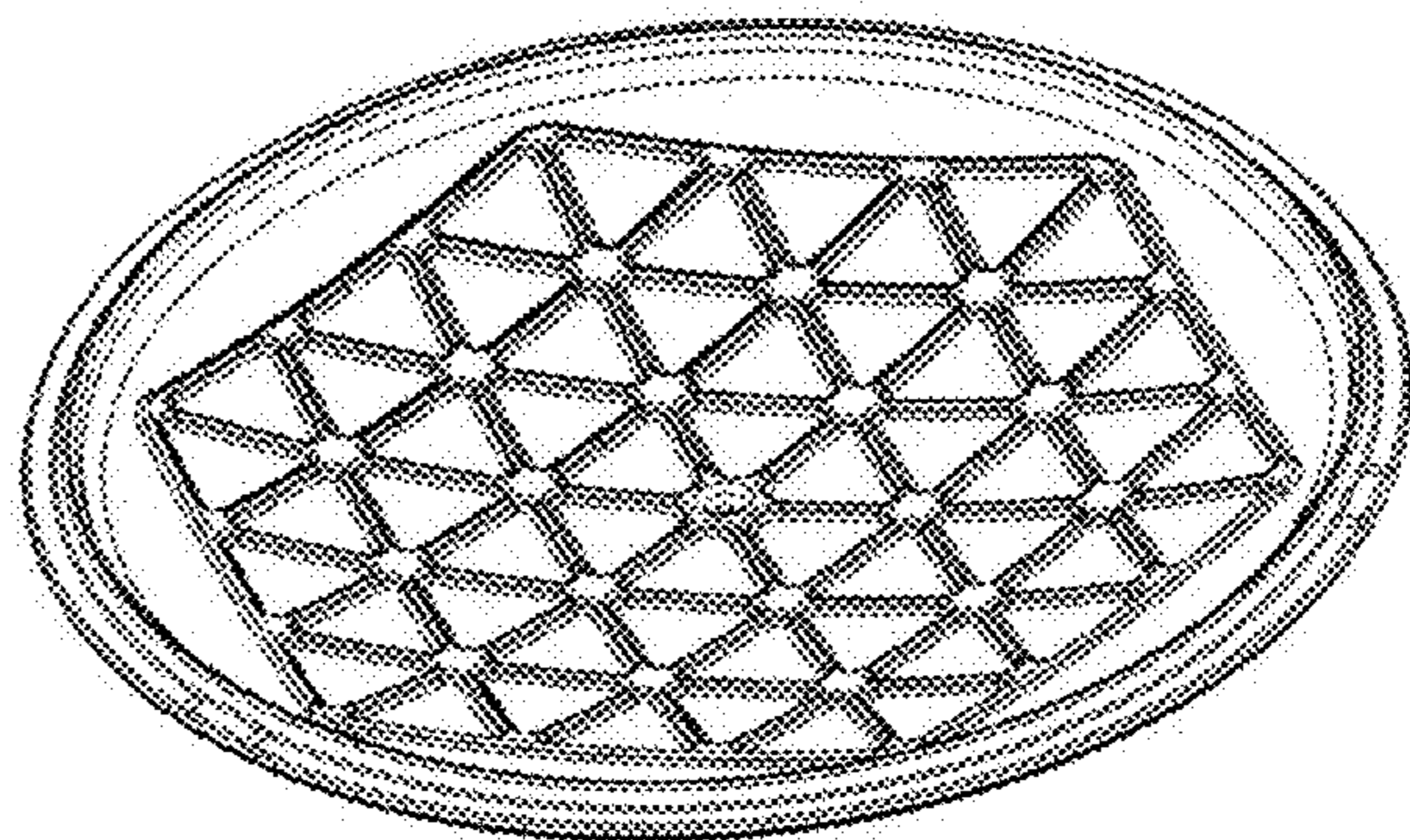
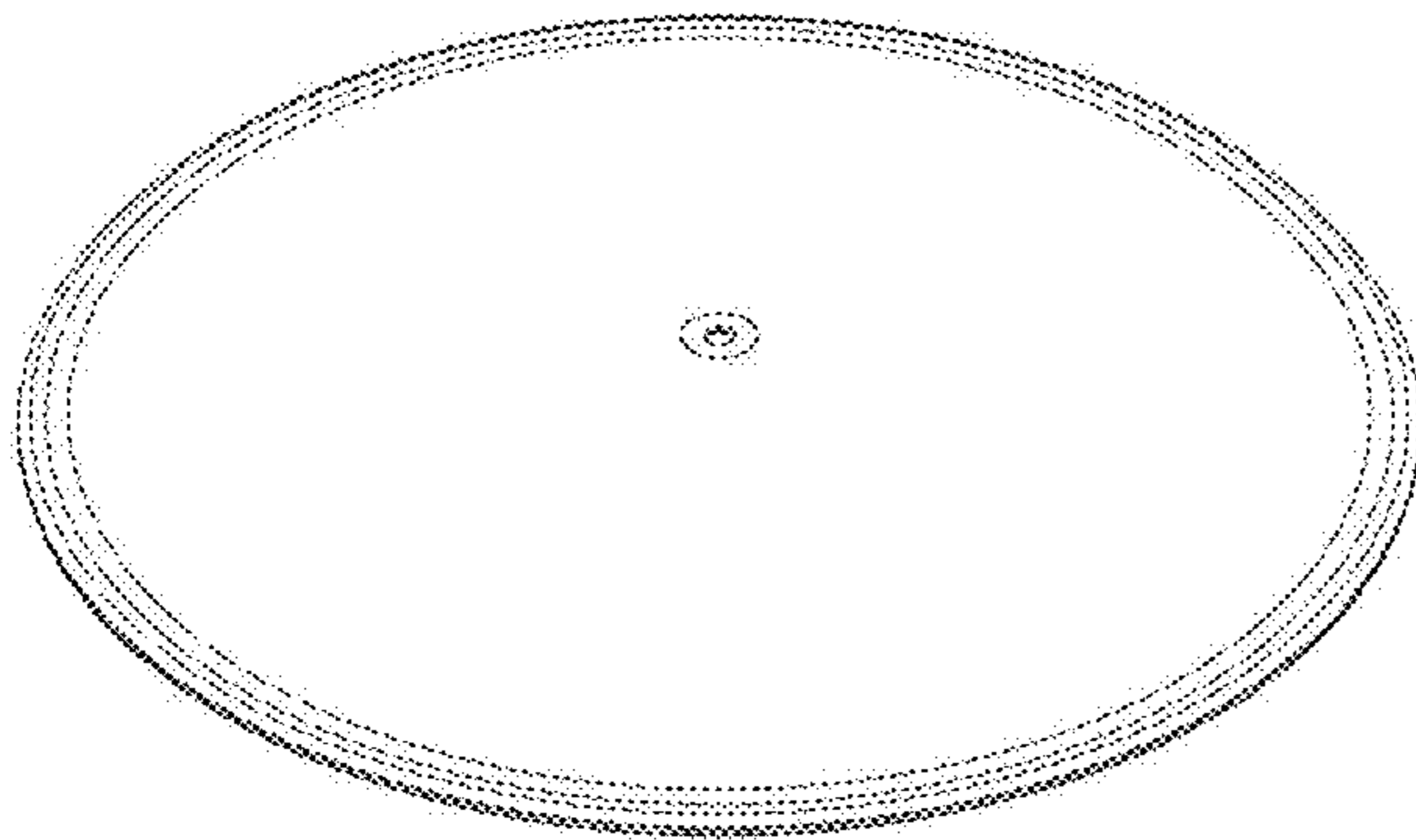
FIG. 5 is a front elevational view of the lid of FIG. 1;

FIG. 6 is a rear elevational view of the lid of FIG. 1;

FIG. 7 is a top perspective view of the lid of FIG. 1; and,

FIG. 8 is a bottom perspective view of the lid of FIG. 1.

1 Claim, 5 Drawing Sheets



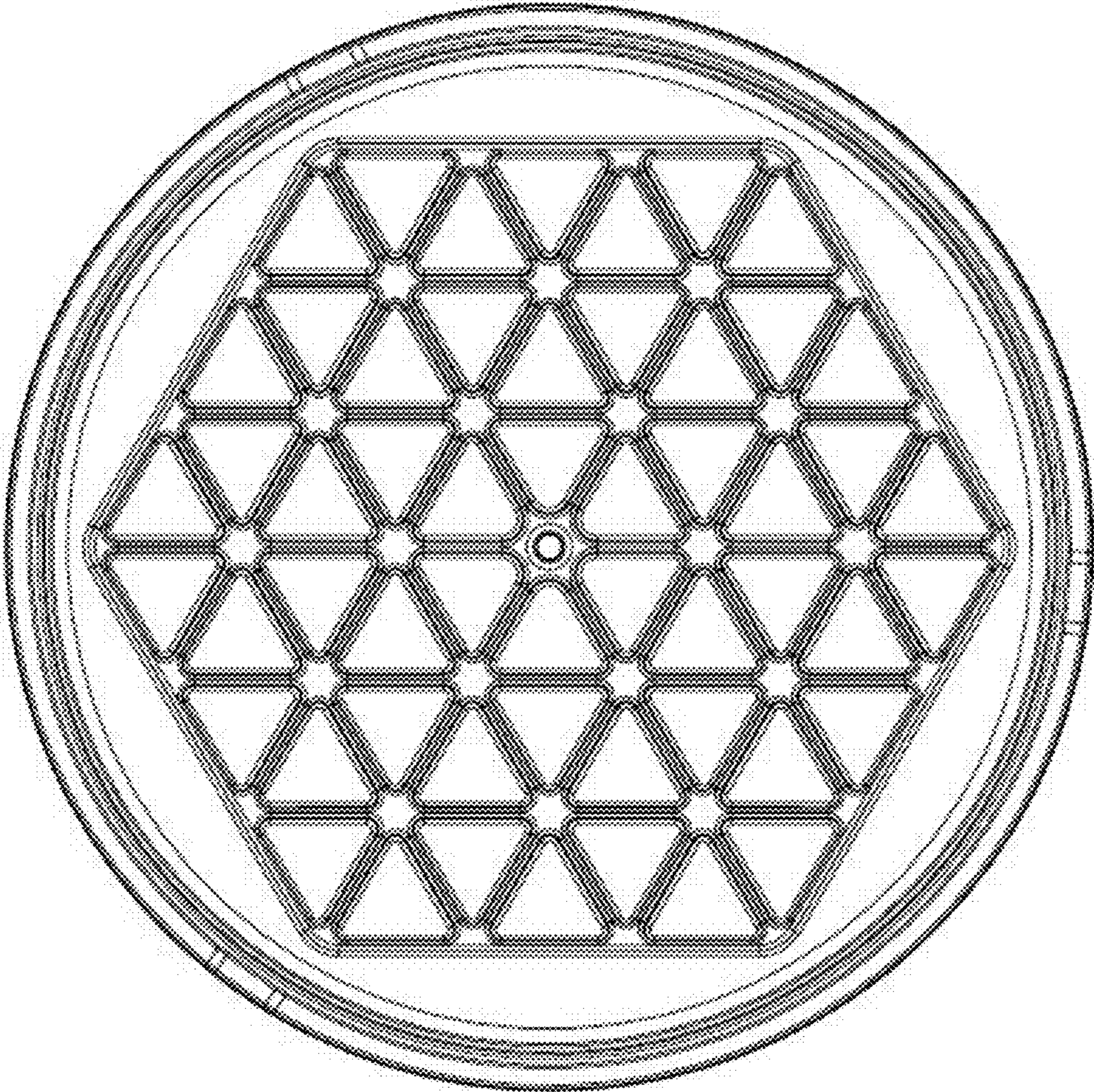


FIG. 1

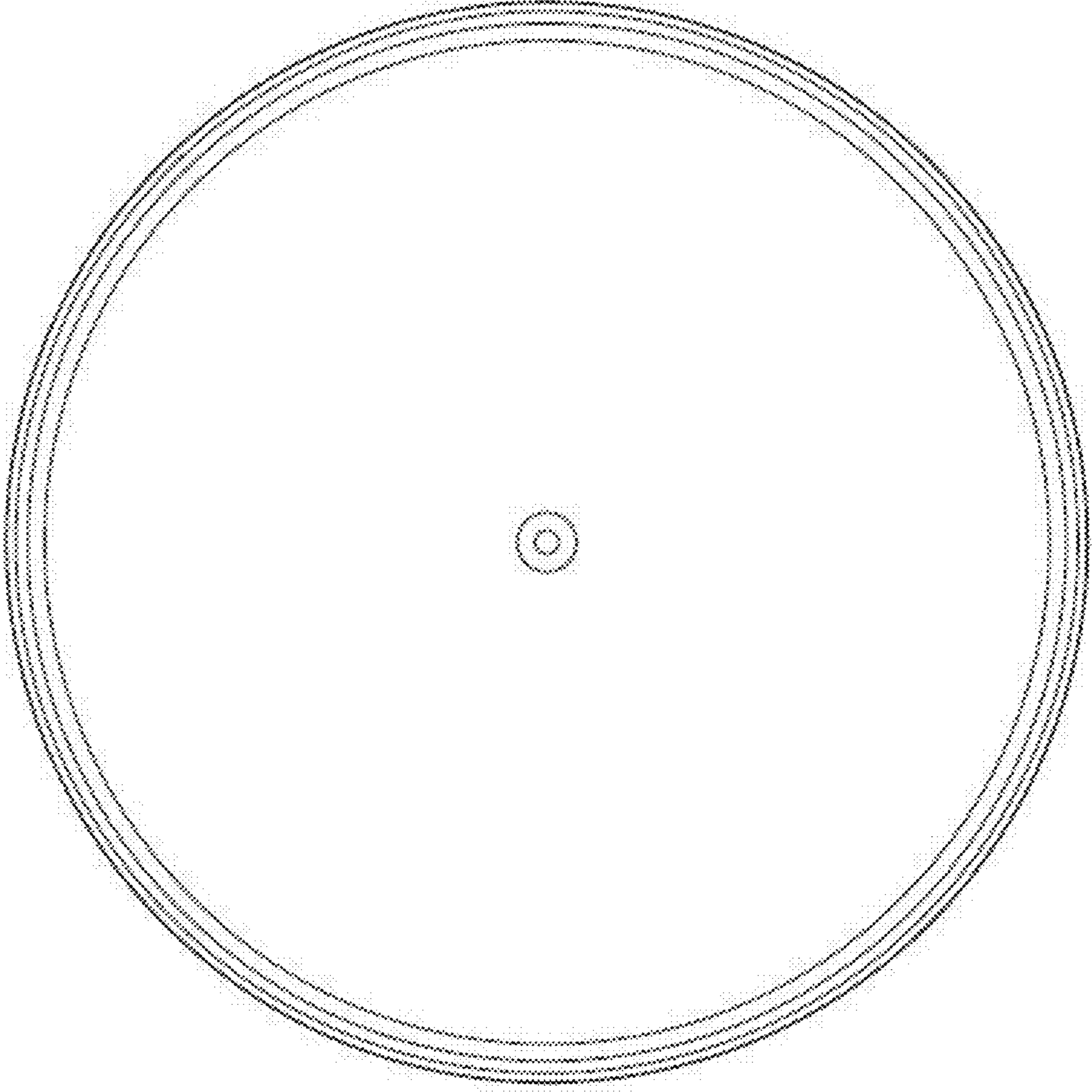


FIG. 2




FIG. 3




FIG. 4




FIG. 5




FIG. 6

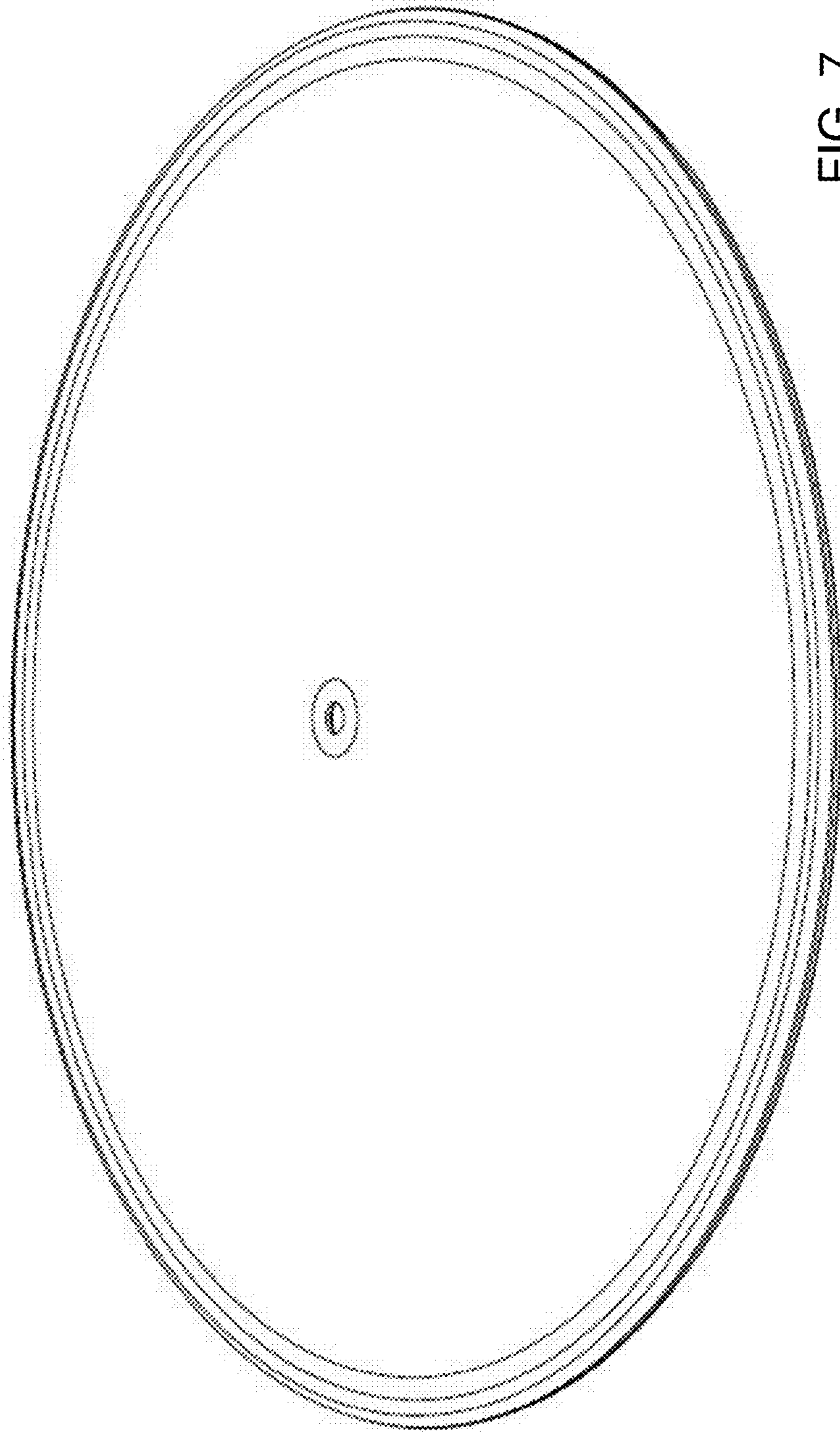


FIG. 7

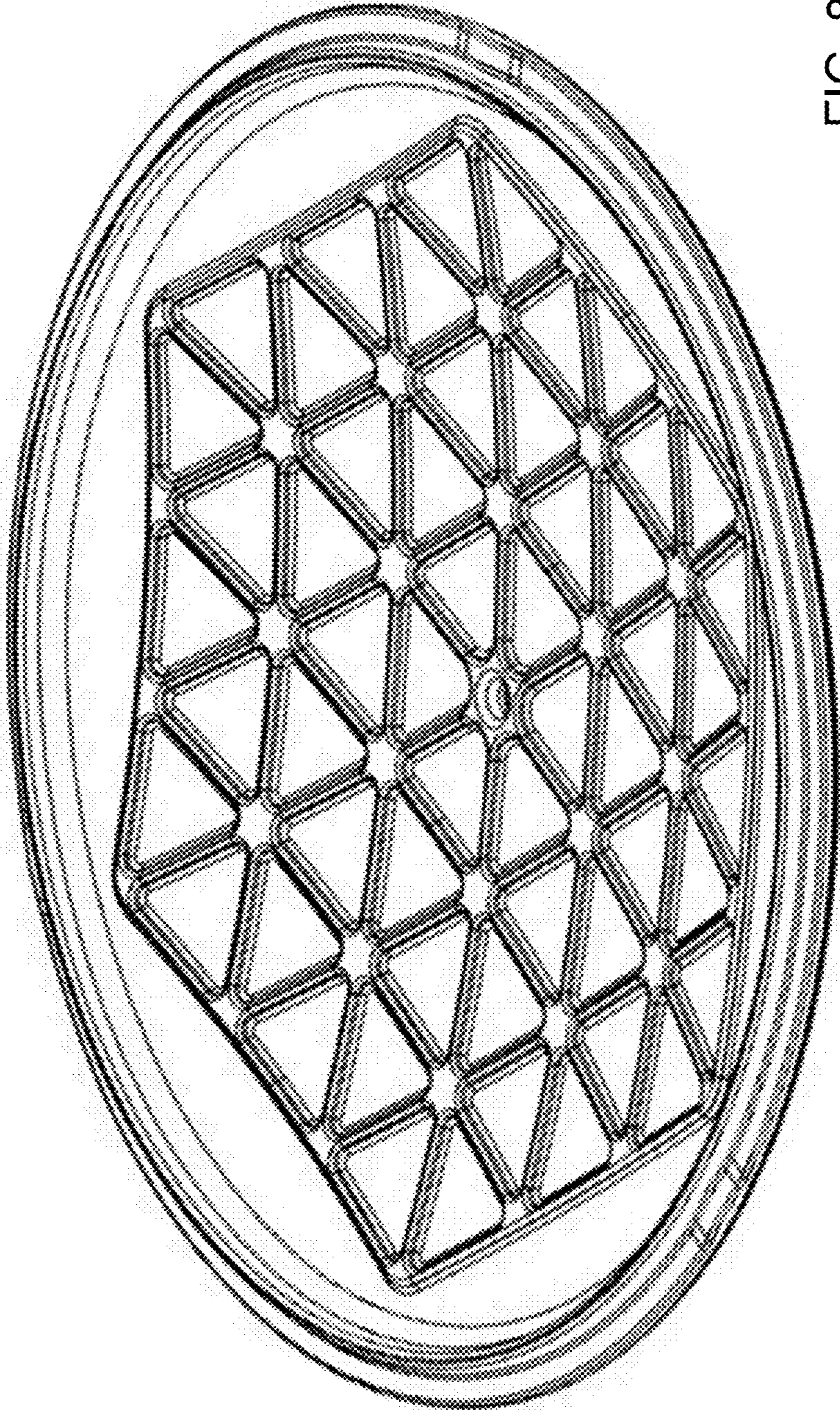


FIG. 8