



US00D732856S

(12) **United States Design Patent**
Lehmann et al.

(10) **Patent No.:** **US D732,856 S**
(45) **Date of Patent:** **** Jun. 30, 2015**

(54) **BUSINESS STATION**

(71) Applicant: **Pathway IP SARL**, Luxembourg (LU)

(72) Inventors: **Andreas Lehmann**, Uitikon Waldegg (CH); **Chet Mistry**, Greenford (GB)

(73) Assignee: **Pathway IP SARL**, Luxembourg (LU)

(**) Term: **14 Years**

(21) Appl. No.: **29/479,937**

(22) Filed: **Jan. 22, 2014**

(30) **Foreign Application Priority Data**

Aug. 30, 2013 (WO) 32860

(51) **LOC (10) Cl.** **06-04**

(52) **U.S. Cl.**

USPC **D6/661**

(58) **Field of Classification Search**

USPC D6/661, 663, 664, 668, 668.1, 668.2,
D6/671, 671.1; 312/114, 138.1, 204, 224,
312/237, 257.1; D14/308

CPC A47F 3/00; A47F 3/005; A47B 17/04;
A47B 67/005; A47B 83/00; A47B 47/03

See application file for complete search history.

(56) **References Cited**

U.S. PATENT DOCUMENTS

D141,097 S *	5/1945	Pinanski	D6/668.1
D325,832 S *	5/1992	Allen	D6/661
D331,847 S *	12/1992	Allen	D6/661
D452,392 S *	12/2001	Meder et al.	D6/661
D721,521 S *	1/2015	Lehmann	D6/661

* cited by examiner

Primary Examiner — Mimoso De

(74) *Attorney, Agent, or Firm* — Wood, Herron & Evans, LLP

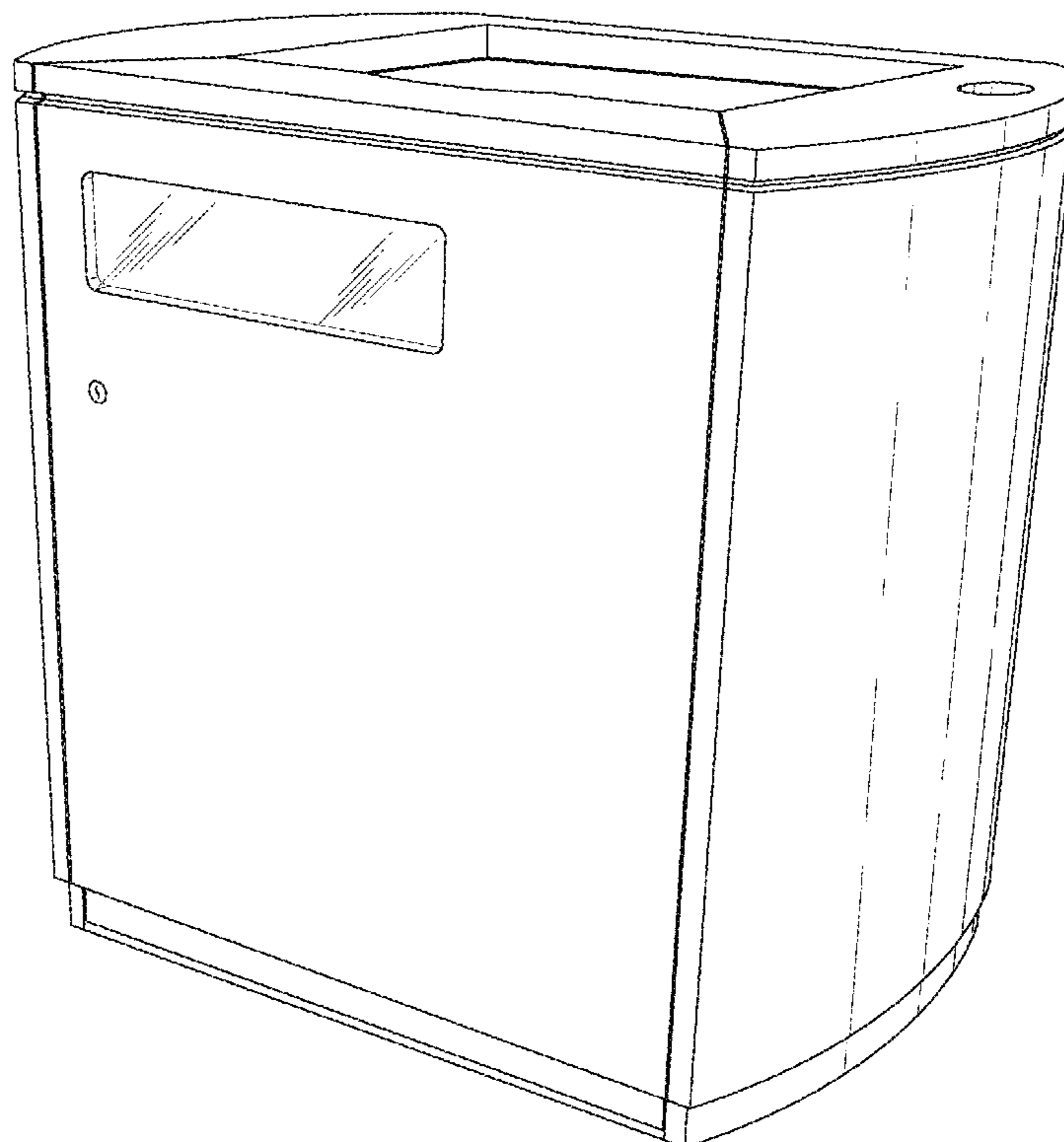
(57) **CLAIM**

The ornamental design for a business station, as shown and described.

DESCRIPTION

FIG. 1 is a perspective view of a business station of the present invention;
FIG. 2 is a front view of FIG. 1 of the present invention;
FIG. 3 is a rear view of FIG. 1 of the present invention;
FIG. 4 is a right side view of FIG. 1 of the present invention;
FIG. 5 is a left side view of FIG. 1 of the present invention;
FIG. 6 is a top view of FIG. 1 of the present invention; and,
FIG. 7 is a bottom view of FIG. 1 of the present invention.

1 Claim, 6 Drawing Sheets






FIG. 1

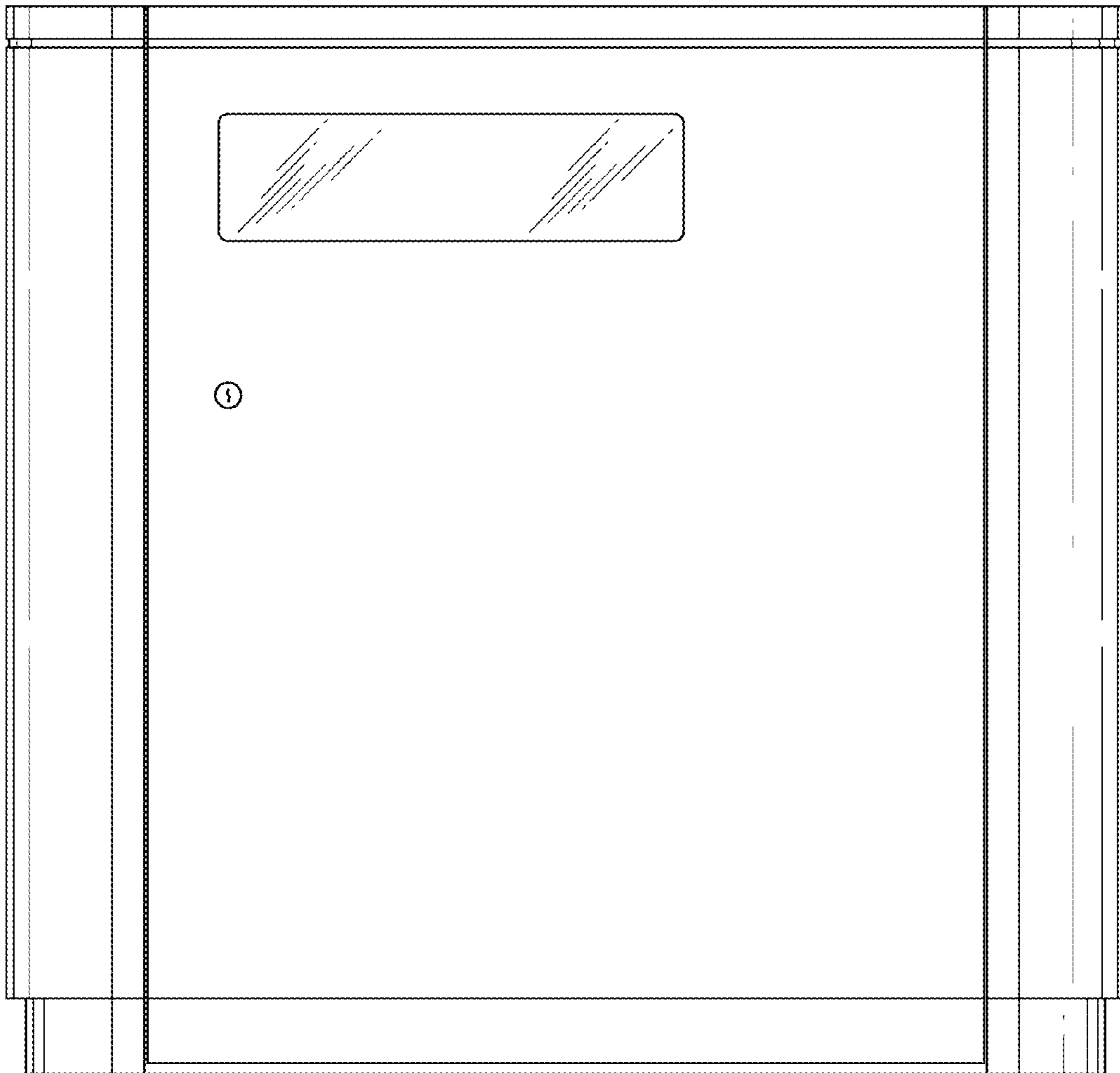


FIG. 2

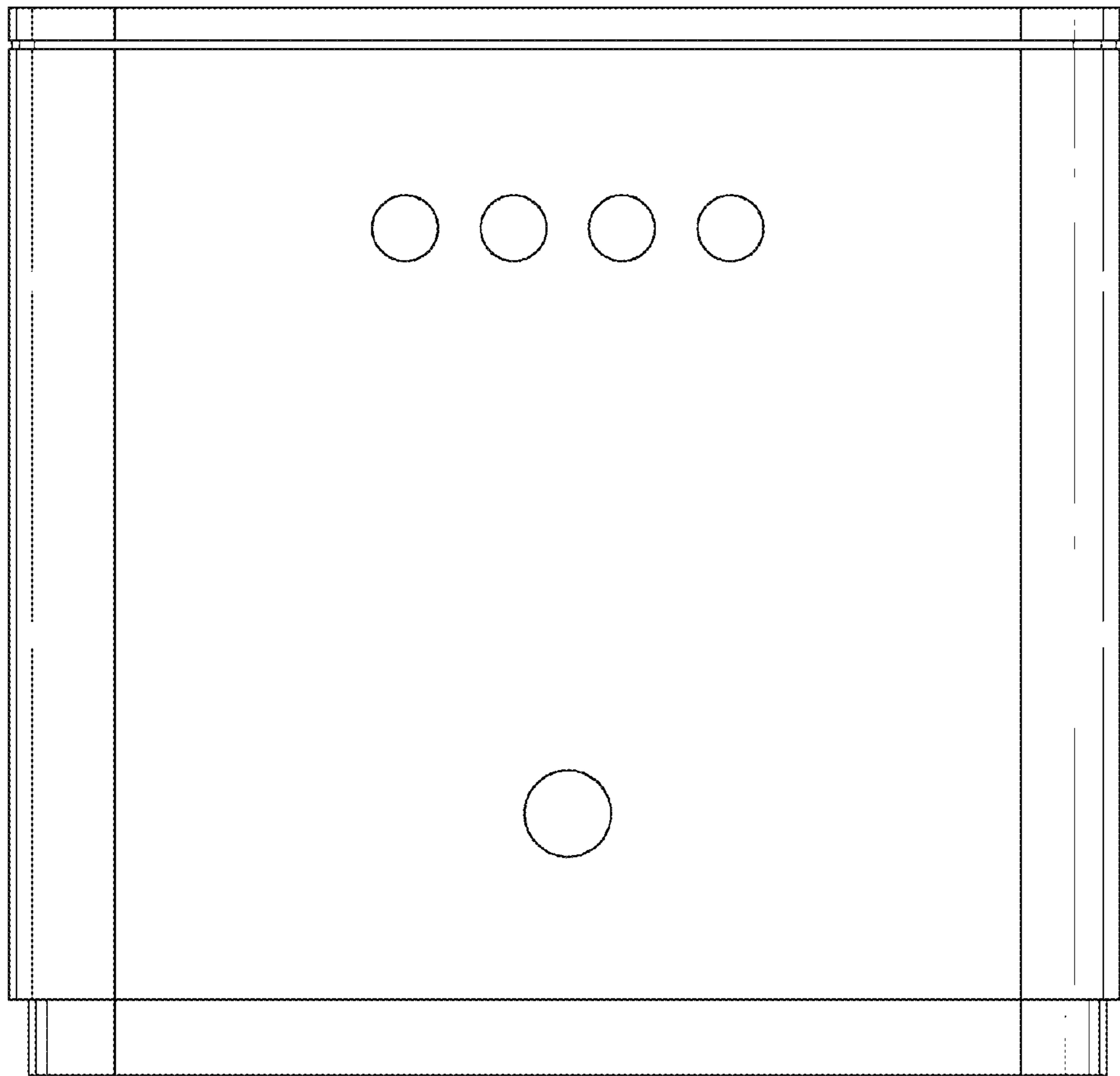


FIG. 3




FIG. 4




FIG. 5

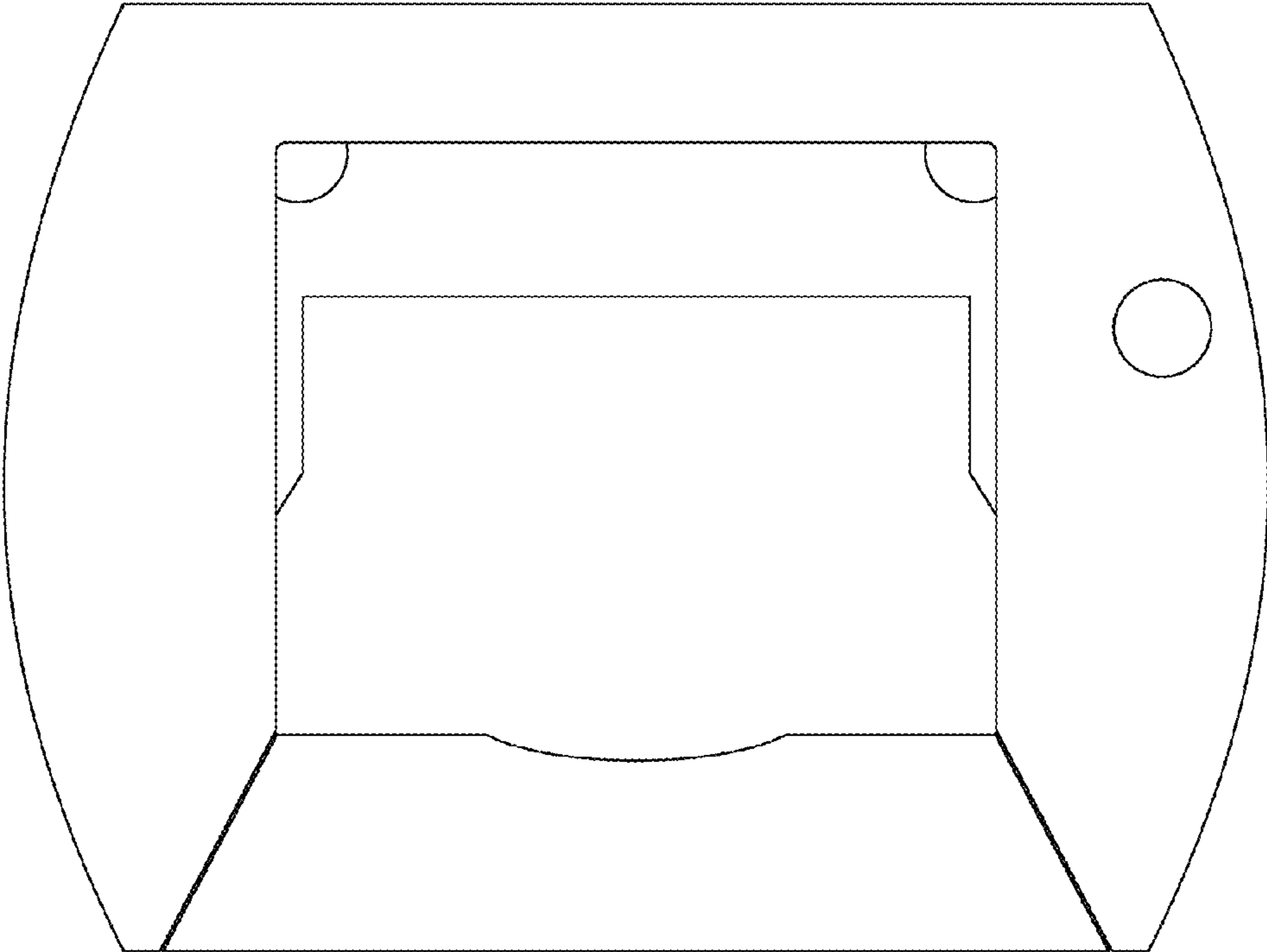


FIG. 6




FIG. 7