



US00D732852S

(12) **United States Design Patent**
Park et al.

(10) **Patent No.:** **US D732,852 S**
(45) **Date of Patent:** **** Jun. 30, 2015**

(54) **TABLE FOR ELECTRONIC DEVICE**

(71) Applicant: **Samsung Electronics Co., Ltd.**,
Suwon-si, Gyeonggi-do (KR)

(72) Inventors: **Hae-Sung Park**, Seoul (KR);
Hyung-Ho Hwangbo, Seoul (KR); **Rina Shin**, Seoul (KR); **Do-Sung Jung**, Seoul (KR); **Christopher Edward Bangle**, Borgata (IT)

(73) Assignee: **SAMSUNG ELECTRONICS CO., LTD.** (KR)

(**) Term: **14 Years**

(21) Appl. No.: **29/479,754**

(22) Filed: **Jan. 20, 2014**

(30) **Foreign Application Priority Data**

Jul. 31, 2013 (KR) 30-2013-0039646

(51) **LOC (10) Cl.** **06-03**

(52) **U.S. Cl.**
USPC **D6/656; D6/691**

(58) **Field of Classification Search**
USPC D6/641, 656, 656.11, 656.16, 656.17,
D6/691, 691.5, 691.6
CPC A47B 17/00; A47B 17/003; A47B 21/00;
A47B 21/02; A47B 2097/006; A47B
2200/0027; A47B 2200/0029
See application file for complete search history.

(56) **References Cited**

U.S. PATENT DOCUMENTS

D164,075	S	*	7/1951	Wallance	D6/480
3,228,359	A	*	1/1966	Rich, Jr.	108/156
D376,712	S	*	12/1996	Mezger	D6/487
D394,766	S	*	6/1998	Brandt	D6/480
D455,918	S	*	4/2002	Moore	D6/487
D495,173	S	*	8/2004	Heisey et al.	D6/511

* cited by examiner

Primary Examiner — Janice Seeger

(74) *Attorney, Agent, or Firm* — Cantor Colburn LLP

(57) **CLAIM**

The ornamental design for a table for electronic device, as shown and described.

DESCRIPTION

FIG. 1 is a perspective view of a table for electronic device, showing our new design;
FIG. 2 is a front view thereof;
FIG. 3 is a rear view thereof;
FIG. 4 is a side view thereof;
FIG. 5 is another side view thereof;
FIG. 6 is a top plan view thereof;
FIG. 7 is a bottom plan view thereof; and,
FIG. 8 is a bottom perspective view thereof.
The broken lines are for environmental purpose only and form no part of the claimed design.

1 Claim, 6 Drawing Sheets




FIG. 1

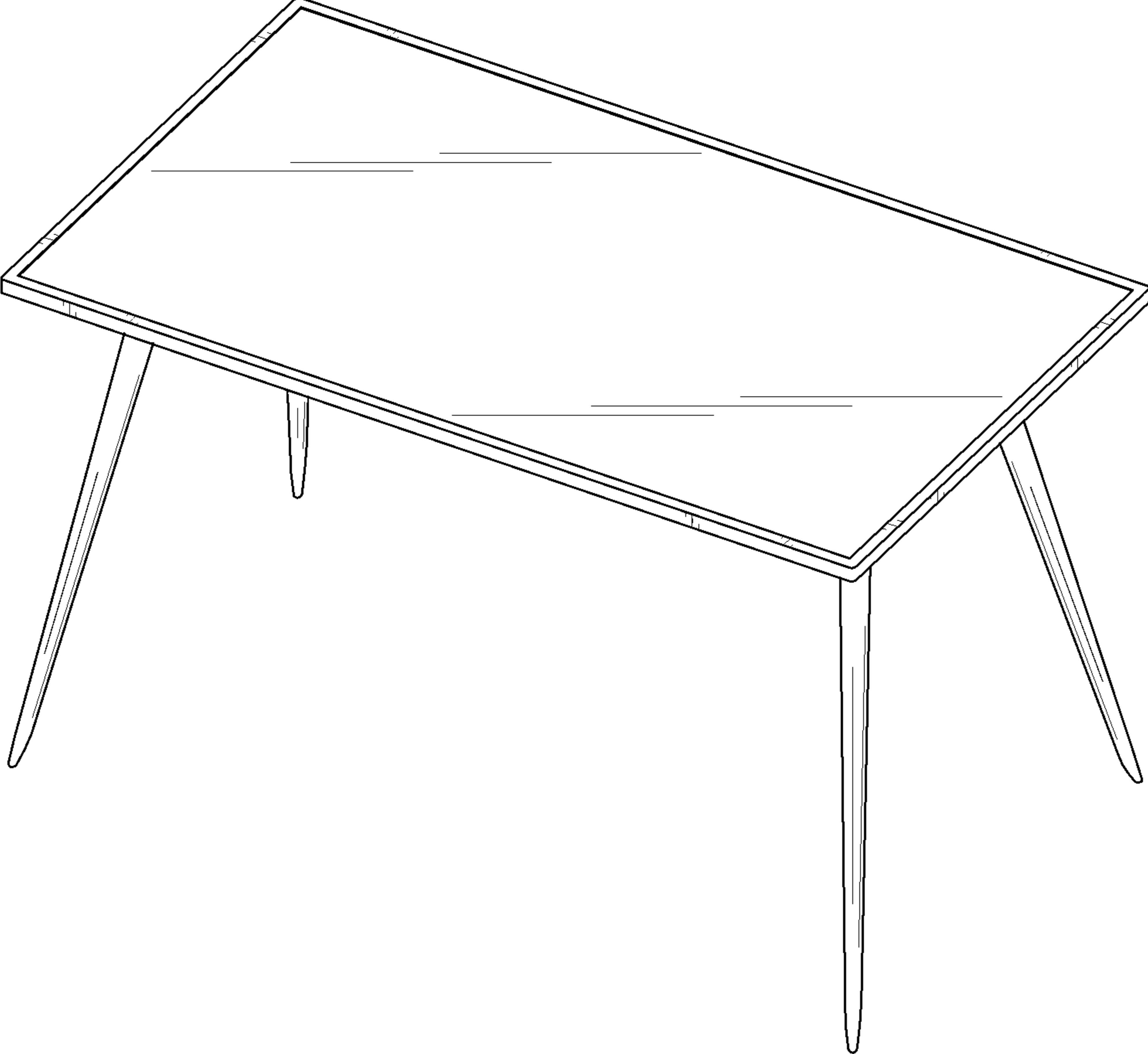


FIG. 2




FIG. 3




FIG. 4




FIG. 5




FIG. 6

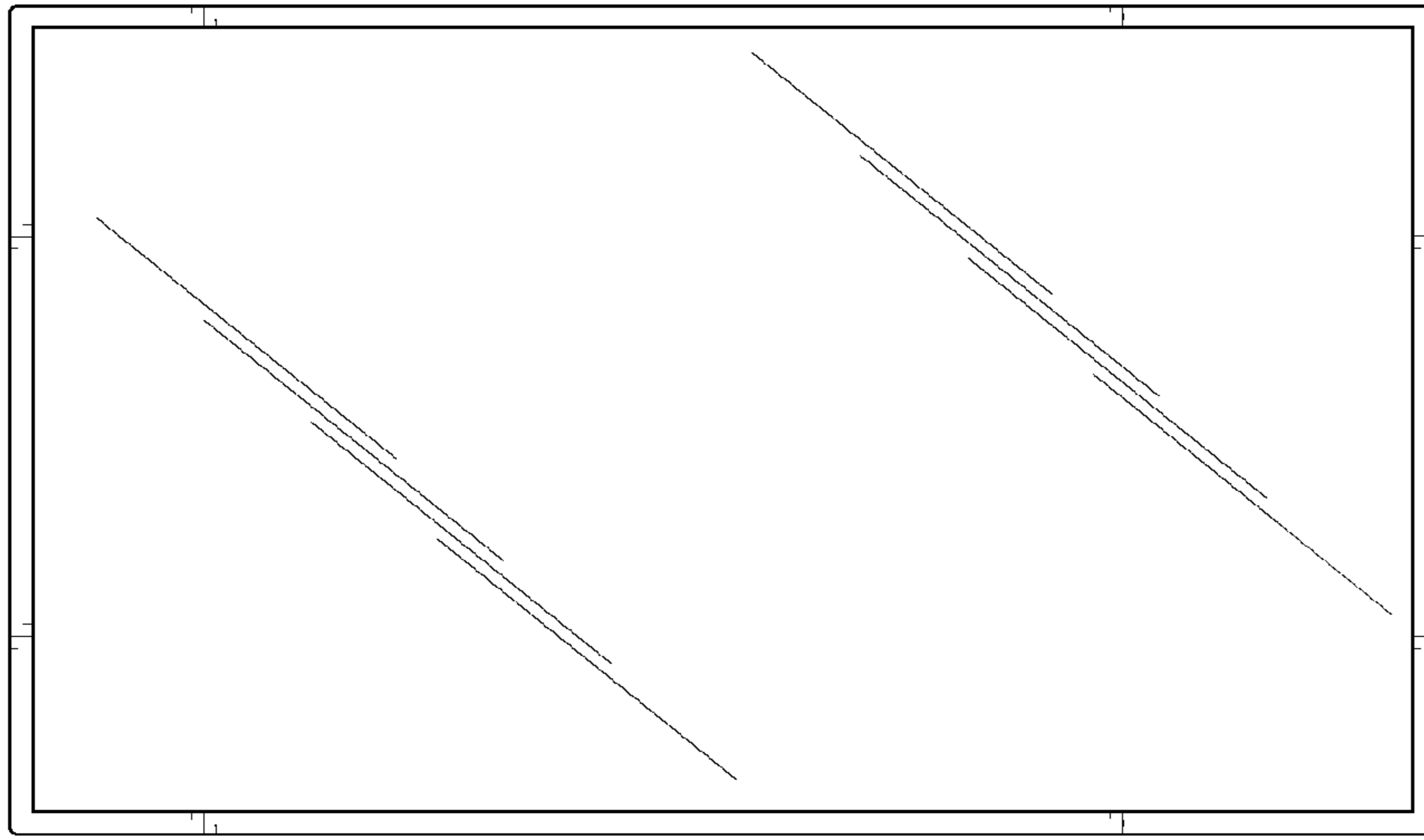


FIG. 7




FIG. 8

