



US00D732851S

(12) **United States Design Patent**
Lange et al.

(10) **Patent No.:** **US D732,851 S**
(45) **Date of Patent:** **** Jun. 30, 2015**

(54) **DESK**

(71) Applicant: **Gus Design Group Inc.**, Toronto (CA)

(72) Inventors: **Joran Van Lange**, Toronto (CA); **David Podsiadlo**, Toronto (CA)

(73) Assignee: **Gus Design Group Inc.**, Toronto (CA)

(**) Term: **14 Years**

(21) Appl. No.: **29/484,661**

(22) Filed: **Mar. 12, 2014**

(30) **Foreign Application Priority Data**

Nov. 13, 2013 (CA) 153834

(51) **LOC (10) Cl.** **06-03**

(52) **U.S. Cl.**
USPC **D6/652**

(58) **Field of Classification Search**
USPC D6/641, 656, 651, 652
CPC A47B 17/04; A47B 88/22; A47B 81/00;
A47B 2200/0027; A47B 2200/0029; A47B
17/00; A47B 17/003; A47B 21/00; A47B
2097/006; A47B 21/02

See application file for complete search history.

(56) **References Cited**

U.S. PATENT DOCUMENTS

D185,867 S * 8/1959 McCarthy D6/422
D220,441 S * 4/1971 Beavers D6/422
D319,935 S * 9/1991 Heidmann D6/422
D363,391 S * 10/1995 Zapf D6/422

* cited by examiner

Primary Examiner — Janice Seeger

(74) *Attorney, Agent, or Firm* — Carter, DeLuca, Farrell & Schmidt LLP

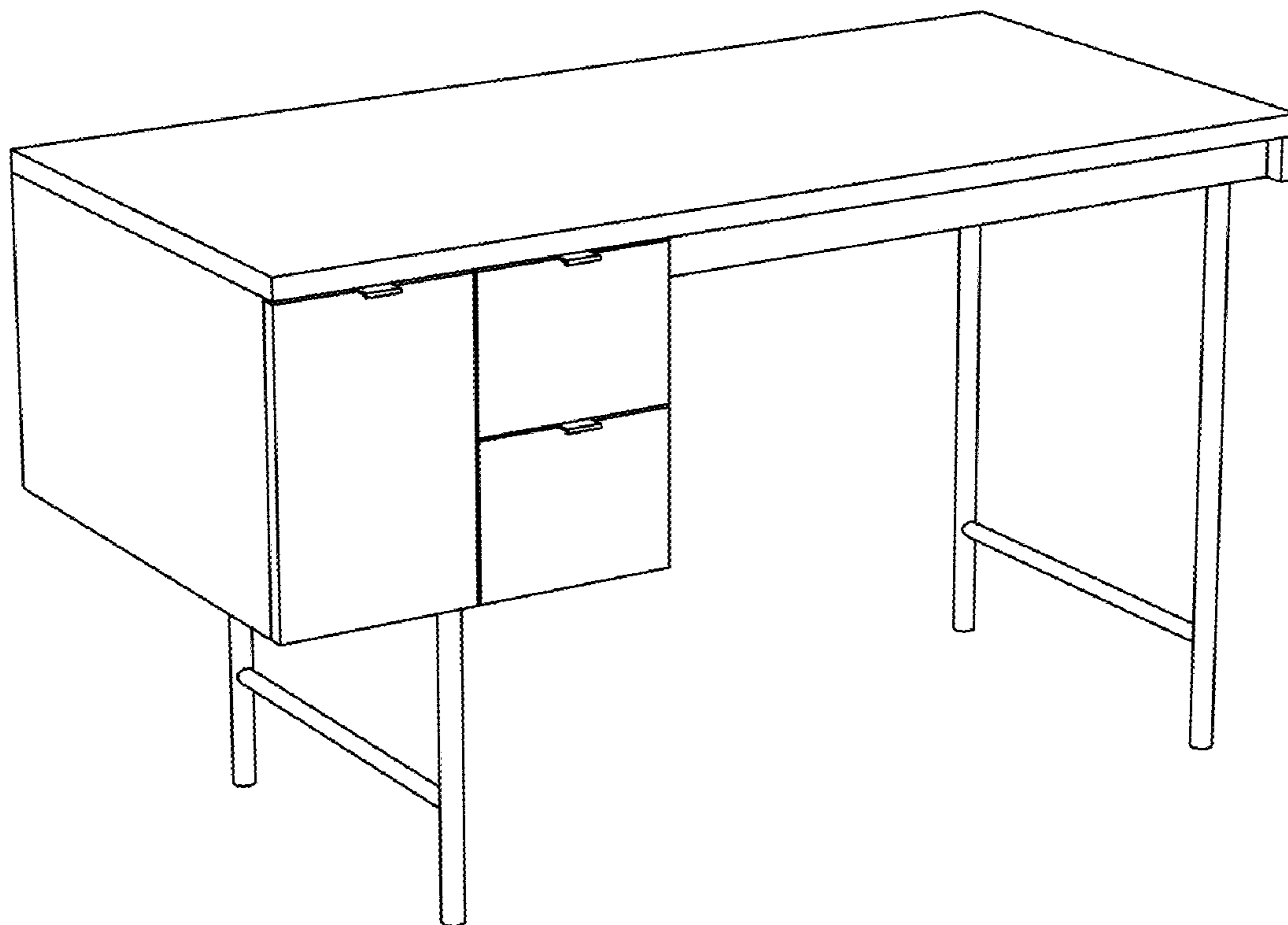
(57) **CLAIM**

The ornamental design for a desk, as shown and described.

DESCRIPTION

FIG. 1 is a front side perspective view of a desk in accordance with the present design;
FIG. 2 is a right side elevational view thereof, the left side elevational view being a mirror image thereof;
FIG. 3 is a front elevational view thereof;
FIG. 4 is a rear elevational view thereof;
FIG. 5 is a top plan view thereof; and,
FIG. 6 is a bottom plan view thereof.

1 Claim, 3 Drawing Sheets



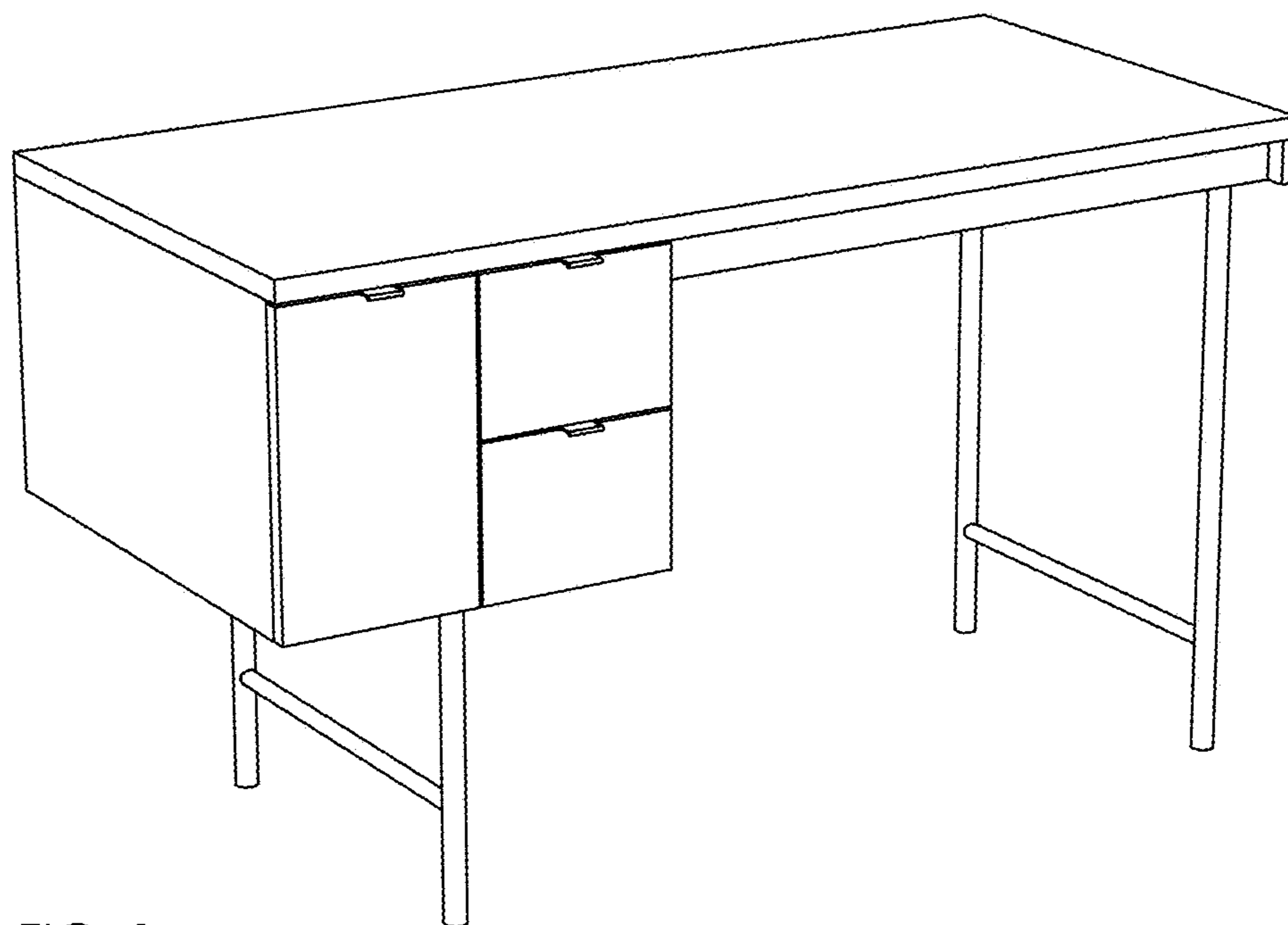


FIG. 1




FIG. 2

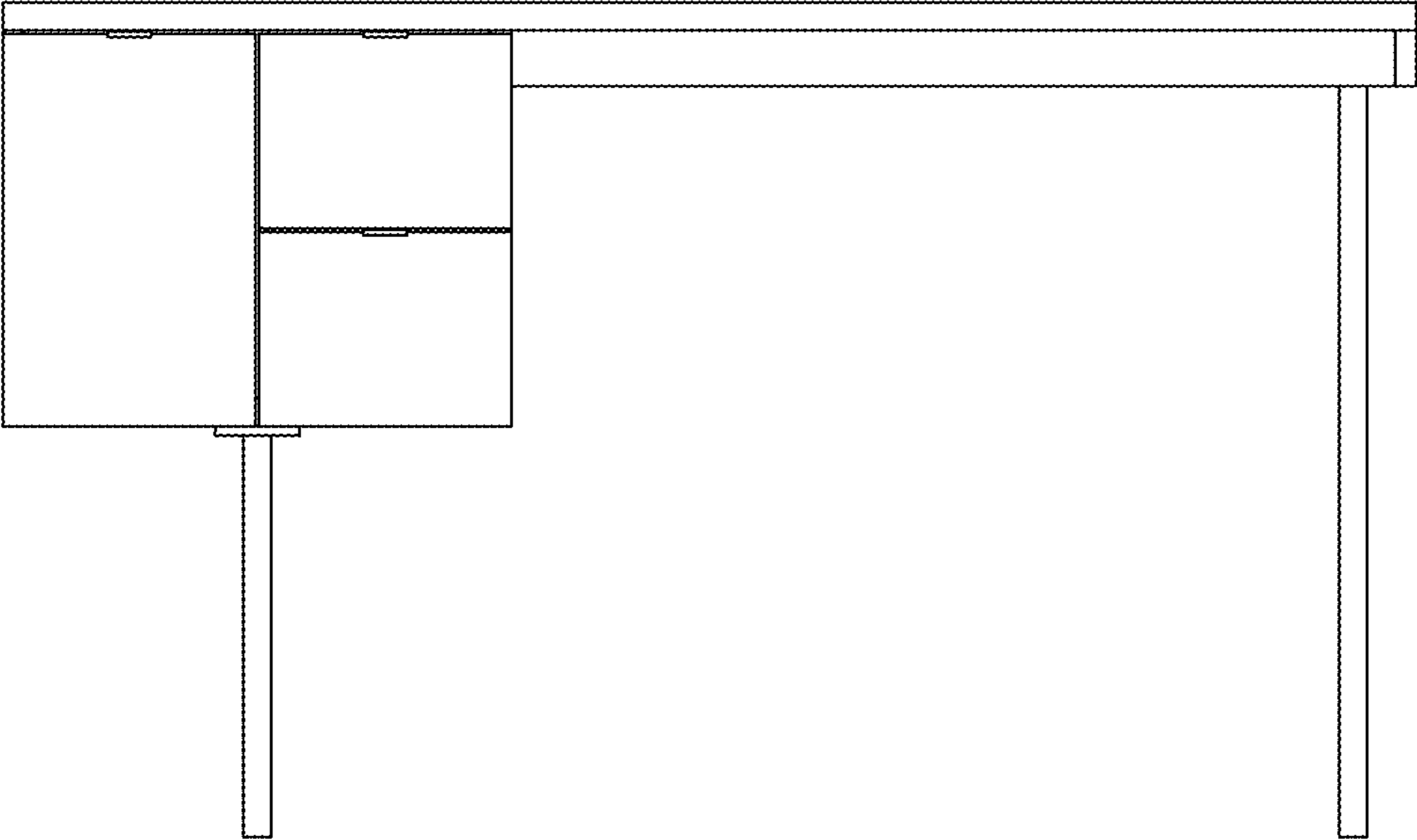


FIG. 3




FIG. 4




FIG. 5




FIG. 6