



US00D732846S

(12) **United States Design Patent**
Glickfield

(10) **Patent No.:** **US D732,846 S**
(45) **Date of Patent:** **** Jun. 30, 2015**

(54) **VERTICAL BLIND HOLDER**

(71) Applicant: **Adam Sloan Glickfield**, Miami Beach, FL (US)

(72) Inventor: **Adam Sloan Glickfield**, Miami Beach, FL (US)

(**) Term: **14 Years**

(21) Appl. No.: **29/502,105**

(22) Filed: **Sep. 11, 2014**

(51) **LOC (10) Cl.** **06-10**

(52) **U.S. Cl.**
USPC **D6/580**

(58) **Field of Classification Search**

USPC D6/575, 576, 577, 578, 579, 580, 581;
D8/349, 354, 363, 368, 369, 376, 387,
D8/395, 399; 160/84.01, 84.02, 84.03,
160/84.04, 84.05, 84.06, 84.07, 84.08, 107,
160/108, 111, 113, 130, 133, 166.1,
160/168.1 R, 330

CPC E06B 3/30; E06B 9/00; E06B 9/02;
E06B 9/24; E06B 9/262; A47H 1/00; A47H
1/02; A47H 21/00; A47H 23/00; A47H 23/02;
A47H 23/04; A47H 2001/0205; A47H
2023/025

See application file for complete search history.

(56) **References Cited**

U.S. PATENT DOCUMENTS

1,405,400 A * 2/1922 Dunson 248/259

1,408,755 A * 3/1922 McMahon 33/833
2,321,216 A * 6/1943 Lesko 160/369
4,059,923 A * 11/1977 Sauer 49/57
4,133,364 A * 1/1979 Smart 160/199
4,849,039 A * 7/1989 Colson et al. 156/197
5,465,776 A * 11/1995 Mirza 160/368.1
D366,585 S * 1/1996 Mueller D6/580
D410,360 S * 6/1999 Aranzazu D6/575
D425,747 S * 5/2000 Sloan D6/580
D519,310 S * 4/2006 Schorling D6/580
D605,956 S * 12/2009 Hu D10/47
8,925,614 B2 * 1/2015 Okachi et al. 160/31

* cited by examiner

Primary Examiner — Karen S Acker

Assistant Examiner — Wendy Arminio

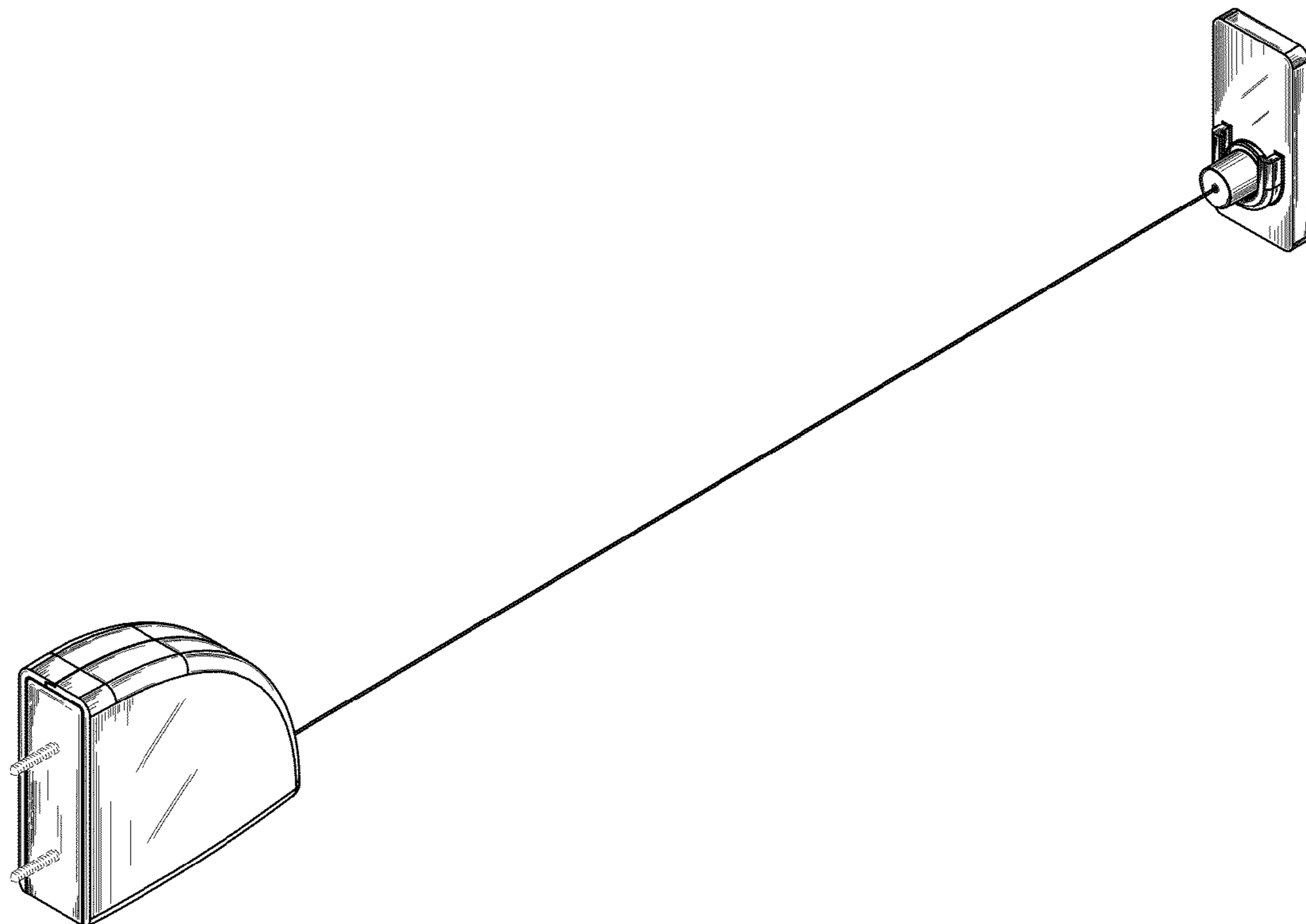
(57) **CLAIM**

The ornamental design for a vertical blind holder, as shown and described.

DESCRIPTION

FIG. 1 is a perspective view of the vertical blind holder;
FIG. 2 is a front elevational view thereof;
FIG. 3 is a rear elevational view thereof;
FIG. 4 is a left-side elevational view thereof;
FIG. 5 is a right-side elevational view thereof;
FIG. 6 is a top plan view thereof; and,
FIG. 7 is a bottom plan view thereof.

1 Claim, 7 Drawing Sheets



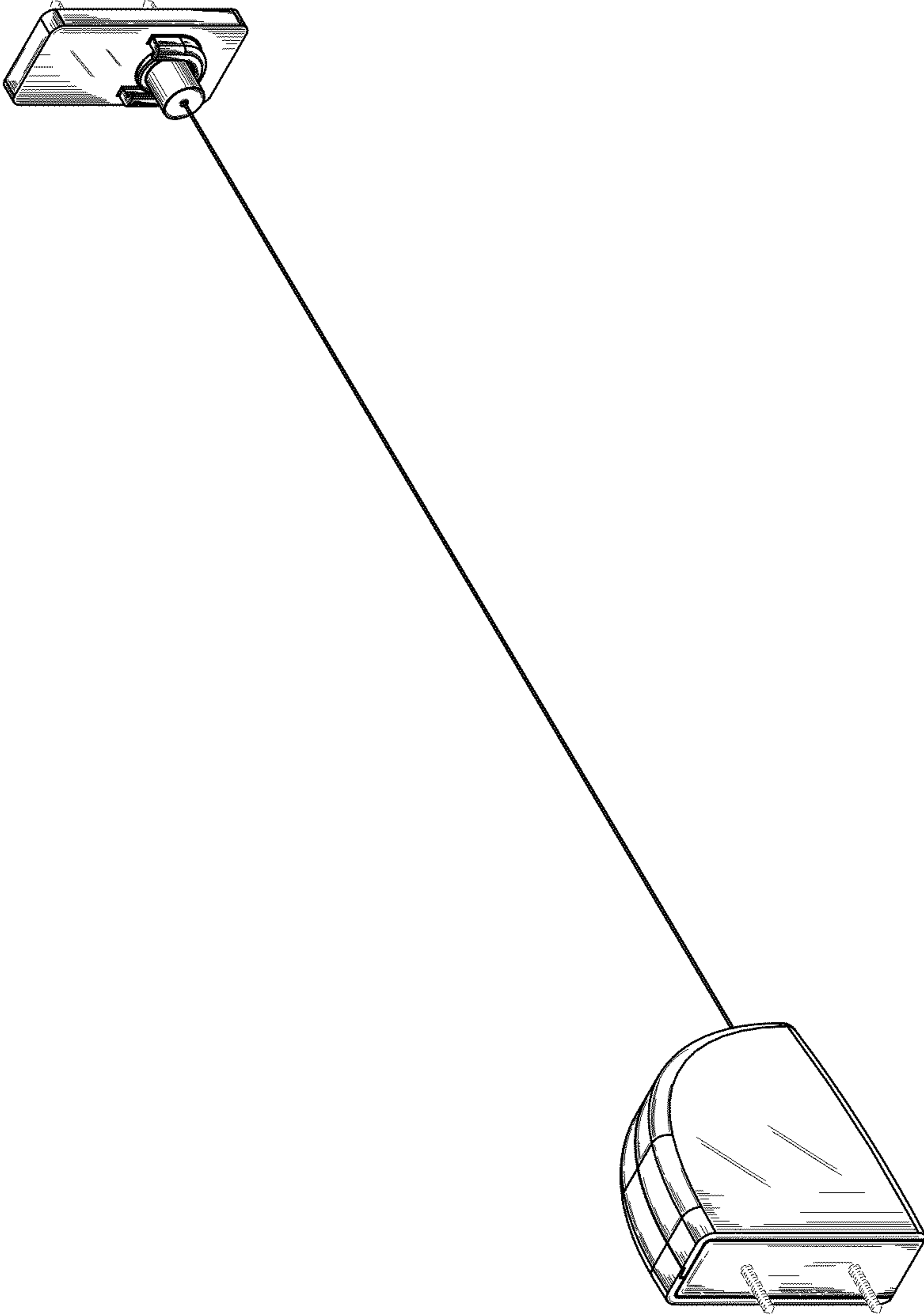


FIG. 1

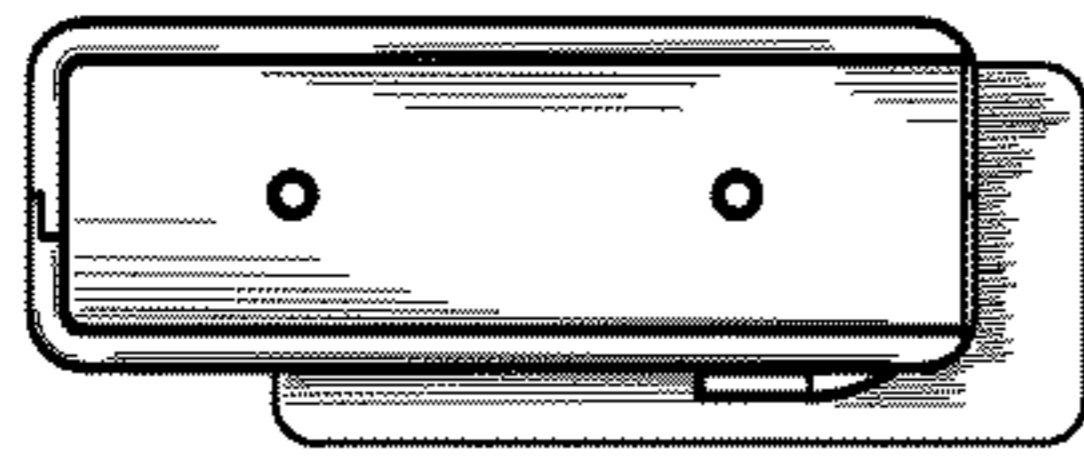


FIG. 2

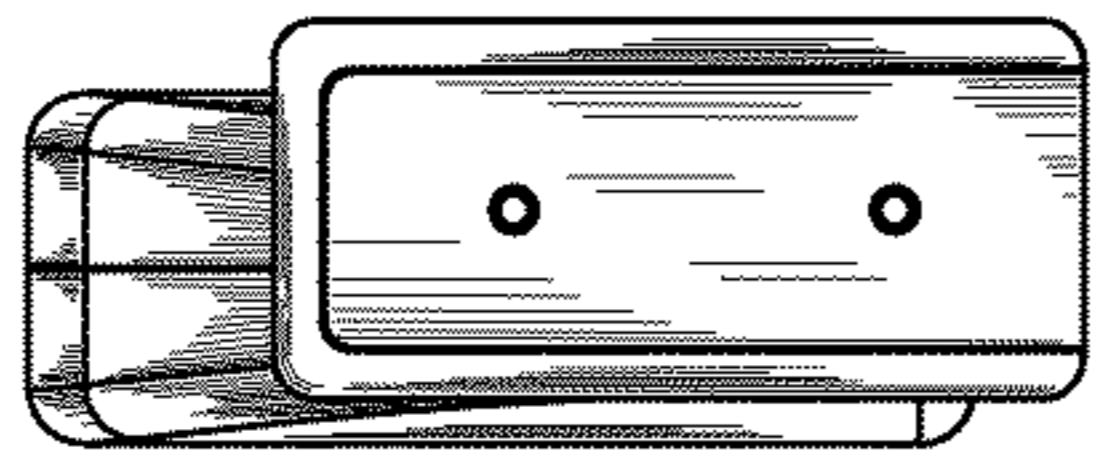


FIG. 3




FIG. 4




FIG. 5




FIG. 6




FIG. 7