



US00D732835S

(12) **United States Design Patent**
Bicking et al.

(10) **Patent No.:** **US D732,835 S**
(45) **Date of Patent:** **** Jun. 30, 2015**

(54) **SUBSTRATE WITH A PATTERN**

(56) **References Cited**

(71) Applicant: **The Procter & Gamble Company**,
Cincinnati, OH (US)
(72) Inventors: **Amanda Margaret Bicking**, Cincinnati,
OH (US); **Olaf Erik Isele**, West Chester,
OH (US); **John Joseph Litchholt**,
Lawrenceburg, IN (US); **Sue Ann Mills**,
Cincinnati, OH (US); **Jason Ashley**
Wagner, Lawrenceburg, IN (US);
Rachael Eden Walther, Union, KY
(US)

U.S. PATENT DOCUMENTS

D15,075	S	*	6/1884	Le Prince	D5/47
341,141	A	*	5/1886	Haley	428/156
D19,931	S	*	6/1890	Meyer	D5/4
D21,215	S	*	12/1891	Meyer	D5/58
2,121,013	A	*	6/1938	Brown	428/181
D184,625	S	*	3/1959	Klauber	D5/48
D255,151	S	*	5/1980	Woon	D5/37
D531,818	S	*	11/2006	Hustedt et al.	D5/58
D585,650	S	*	2/2009	Enderby	D5/57
D622,967	S	*	9/2010	Enderby	D5/57
D707,981	S	*	7/2014	Allen	D6/585

* cited by examiner

(73) Assignee: **The Procter & Gamble Company**,
Cincinnati, OH (US)

Primary Examiner — Karen S Acker

Assistant Examiner — Clare Ann Gannon

(**) Term: **14 Years**

(74) *Attorney, Agent, or Firm* — Christian M. Best

(21) Appl. No.: **29/484,114**

(57) **CLAIM**

The ornamental design for a substrate with a pattern, as shown and described.

(22) Filed: **Mar. 6, 2014**

DESCRIPTION

(51) **LOC (10) Cl.** **05-06**

(52) **U.S. Cl.**

USPC **D5/55**; D5/63

(58) **Field of Classification Search**

USPC D5/1-4, 7, 19, 47-50, 53-56, 58-63,
D5/99; D6/585, 602, 617; D19/5; D32/56,
D32/57


CPC B31F 1/07; B32B 3/266; B41M 3/12;
B41M 3/18; B44F 1/00; B44F 3/00; B44F
5/00; B44F 9/10; B44F 11/04; B44F 11/06;
D03D 1/0047; D03D 25/003; D04H 1/00;
D10B 2503/04; D21H 27/02

FIG. 1 is a perspective view of a substrate with a pattern;
FIG. 2 is a front view of a substrate with a pattern
FIG. 3 is a left side view of a substrate with a pattern;
FIG. 4 is a rear view of a substrate with a pattern;
FIG. 5 is a right side view of a substrate with a pattern;
FIG. 6 is a top view of a substrate with a pattern; and,
FIG. 7 is a bottom view of a substrate with a pattern.

The dot-dash-dot broken lines immediately adjacent to the solid lines in the drawings depict the bounds of the claim and form no part thereof. All other broken lines represent environmental subject matter that forms no part of the claimed design.

See application file for complete search history.

1 Claim, 3 Drawing Sheets






Fig. 1




Fig. 2

