



US00D732834S

(12) **United States Design Patent**
Bicking et al.

(10) **Patent No.:** **US D732,834 S**
(45) **Date of Patent:** **** Jun. 30, 2015**

(54) **SUBSTRATE WITH A PATTERN**

(56) **References Cited**

(71) Applicant: **The Procter & Gamble Company**,
Cincinnati, OH (US)
(72) Inventors: **Amanda Margaret Bicking**, Cincinnati,
OH (US); **Olaf Erik Isele**, West Chester,
OH (US); **John Joseph Litchholt**,
Lawrenceburg, IN (US); **Sue Ann Mills**,
Cincinnati, OH (US); **Jason Ashley**
Wagner, Lawrenceburg, IN (US);
Rachael Eden Walther, Union, KY
(US)

U.S. PATENT DOCUMENTS

D40,691	S	*	5/1910	Bonner	D5/59
D96,228	S	*	7/1935	Clements	D5/53
2,121,013	A	*	6/1938	Brown	428/181
D168,200	S	*	11/1952	Weinberg	D5/47
2,960,918	A	*	11/1960	Nagin	52/181
D191,490	S	*	10/1961	McKay	D5/53
4,889,572	A	*	12/1989	Danico et al.	156/63
D362,120	S	*	9/1995	Suskind et al.	D5/1
D531,818	S	*	11/2006	Hustedt et al.	D5/58
D645,258	S	*	9/2011	Weber	D5/56
D708,444	S	*	7/2014	Love	D5/4
2012/0043037	A1	*	2/2012	Polat et al.	162/123

* cited by examiner

(73) Assignee: **The Procter & Gamble Company**,
Cincinnati, OH (US)

Primary Examiner — Karen S Acker

Assistant Examiner — Clare Ann Gannon

(**) Term: **14 Years**

(74) *Attorney, Agent, or Firm* — Christian M. Best

(21) Appl. No.: **29/484,112**

(57) **CLAIM**

The ornamental design for a substrate with a pattern, as shown and described.

(22) Filed: **Mar. 6, 2014**

DESCRIPTION

(51) **LOC (10) Cl.** **05-06**


(52) **U.S. Cl.**
USPC **D5/55; D5/63**

(58) **Field of Classification Search**
USPC D5/1-4, 7, 19, 47-50, 53-56, 58-63,
D5/99; D6/585, 602, 617; D19/5; D32/56,
D32/57
CPC B31F 1/07; B32B 3/266; B41M 3/12;
B41M 3/18; B44F 1/00; B44F 3/00; B44F
5/00; B44F 9/10; B44F 11/04; B44F 11/06;
D03D 1/0047; D03D 25/003; D04H 1/00;
D10B 2503/04; D21H 27/02

FIG. 1 is a perspective view of a substrate with a pattern;
FIG. 2 is a front view of a substrate with a pattern
FIG. 3 is a left side view of a substrate with a pattern;
FIG. 4 is a rear view of a substrate with a pattern;
FIG. 5 is a right side view of a substrate with a pattern;
FIG. 6 is a top view of a substrate with a pattern; and,
FIG. 7 is a bottom view of a substrate with a pattern.
The dot-dash-dot broken lines immediately adjacent to the
solid lines in the drawings depict the bounds of the claim and
form no part thereof. All other broken lines represent envi-
ronmental subject matter that forms no part of the claimed
design.

See application file for complete search history.

1 Claim, 3 Drawing Sheets






Fig. 1




Fig. 2




Fig. 3

Fig. 4

Fig. 5

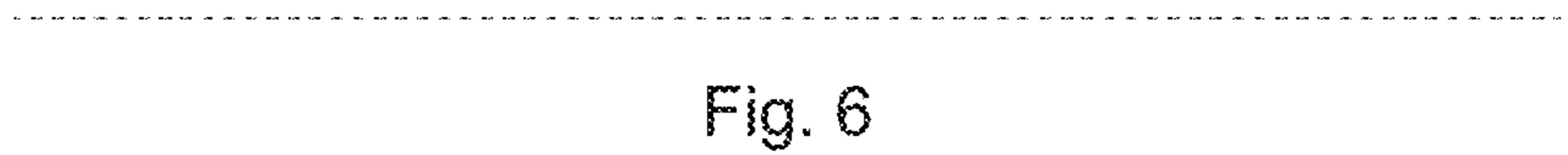


Fig. 6




Fig. 7