



US00D732830S

(12) **United States Design Patent**  
**Papas**

(10) **Patent No.:** **US D732,830 S**

(45) **Date of Patent:** **\*\* Jun. 30, 2015**

(54) **DEVICE FOR ATTACHING A PARCEL TO A ROLLING SUITCASE**

(71) Applicant: **Demetra Triantafyllos Papas**, Billerica, MA (US)

(72) Inventor: **Demetra Triantafyllos Papas**, Billerica, MA (US)

(\*\*) Term: **14 Years**

(21) Appl. No.: **29/475,863**

(22) Filed: **Dec. 6, 2013**

(51) **LOC (10) Cl.** ..... **03-01**

(52) **U.S. Cl.**  
USPC ..... **D3/327**

(58) **Field of Classification Search**  
USPC ..... D3/11, 201, 208, 210, 212, 214, 215, D3/218, 220, 221, 222, 225-227, 230, 243, D3/254, 269, 279, 290, 315, 318, 327, 328, D3/322; 150/100, 104, 107, 108, 111, 112, 150/114, 117, 118, 119, 127, 130; 190/15.1, 102, 108; 224/175, 578, 610  
CPC ..... A45C 3/00; A45C 3/02; A45C 5/14; A45C 5/00; A45C 5/04; A45C 5/146; A45C 7/0045; A45C 7/0086; A45C 7/00; A45C 2013/306; A45C 13/02; B60R 9/065

See application file for complete search history.

(56) **References Cited**

U.S. PATENT DOCUMENTS

5,008,987	A *	4/1991	Armour, II	24/442
5,136,759	A *	8/1992	Armour, II	24/442
D341,930	S *	12/1993	Meier	D3/226
D371,235	S *	7/1996	Robertson	D3/215
D614,401	S *	4/2010	Schifter	D3/221
7,841,454	B2 *	11/2010	Burton	190/108
8,099,794	B2 *	1/2012	Carstens	2/16
8,458,864	B1 *	6/2013	Patton et al.	24/306
2006/0196907	A1 *	9/2006	Pruitt	224/587
2006/0261108	A1 *	11/2006	Watts	224/222
2009/0159386	A1 *	6/2009	Kuhn et al.	190/102
2009/0183299	A1 *	7/2009	Conway	2/170
2009/0242601	A1 *	10/2009	Inman	224/602
2011/0127306	A1 *	6/2011	Haston	224/219
2013/0341371	A1 *	12/2013	Papas	224/572

\* cited by examiner

*Primary Examiner* — Caron D Veynar

*Assistant Examiner* — Holly E Thurman

(74) *Attorney, Agent, or Firm* — Allison Bell Dianis

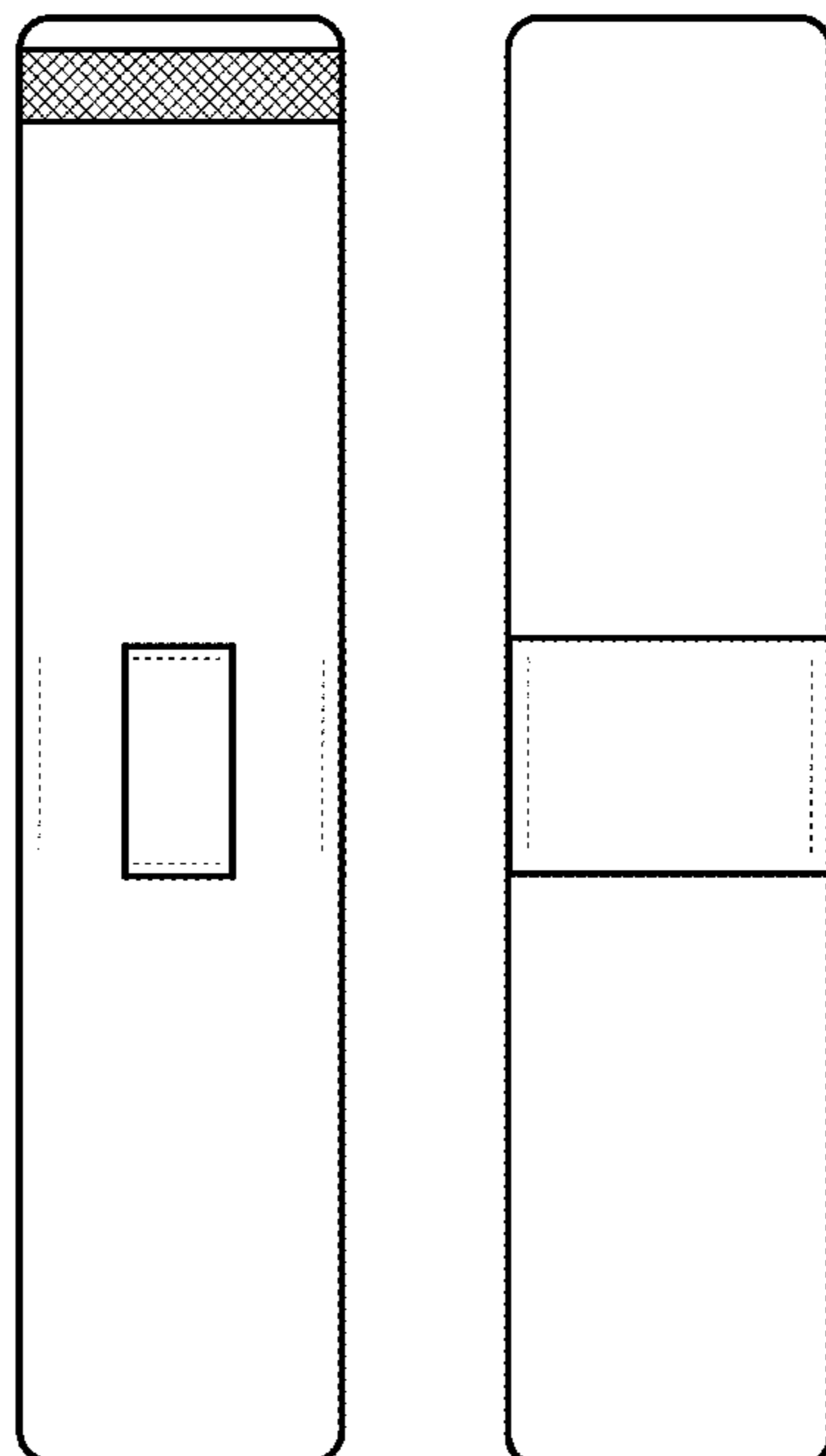
(57) **CLAIM**

The ornamental design for a device for attaching a parcel to a rolling suitcase, as shown and described.

**DESCRIPTION**

FIG. 1 shows the inside surface of a universal configuration of the device for attaching a parcel to a rolling suitcase, showing my new design; and, FIG. 2 shows the outside surface thereof. The broken lines in the drawings represent claimed stitching. All other lines in the drawings are of an unappreciable thickness.

**1 Claim, 1 Drawing Sheet**



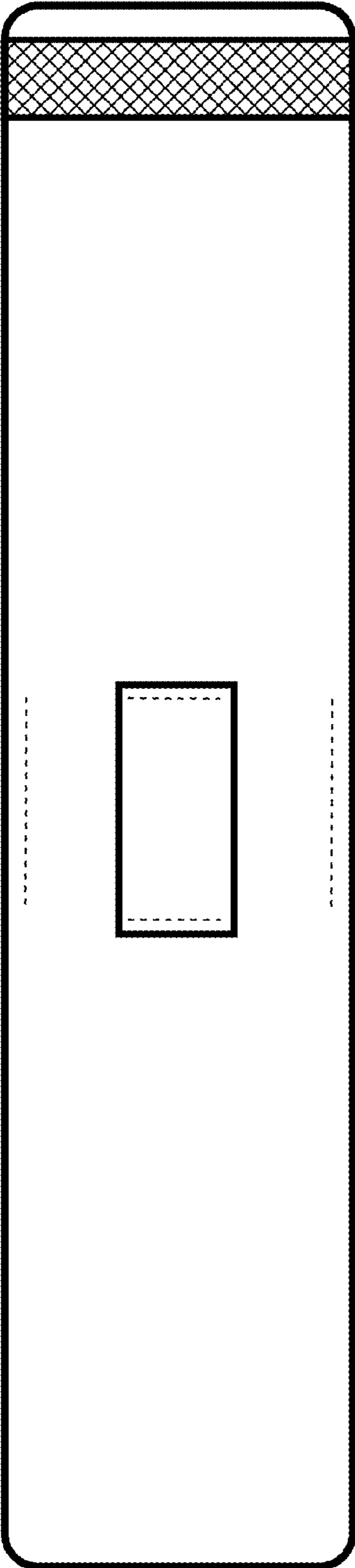


FIG 1




FIG 2