



US00D732819S

(12) **United States Design Patent**
Kilcoyne

(10) **Patent No.:** **US D732,819 S**
(45) **Date of Patent:** **** Jun. 30, 2015**

(54) **BUCKLE KEEPER**

(74) *Attorney, Agent, or Firm* — Nancy J. Flint, Esq.; Nancy J. Flint, Attorney at Law, P.A.

(71) Applicant: **1st Responder Tactical Products LLC**,
Plantation, FL (US)

(57) **CLAIM**

The ornamental design for a buckle keeper, as shown and described.

(72) Inventor: **William D. Kilcoyne**, Plantation, FL
(US)

DESCRIPTION

(**) Term: **14 Years**

(21) Appl. No.: **29/454,442**

(22) Filed: **May 10, 2013**

(51) **LOC (10) Cl.** **03-01**

(52) **U.S. Cl.**
USPC **D3/215**

(58) **Field of Classification Search**
USPC 2/338; 24/3.1, 3.3; 182/8; 224/159,
224/250–251, 578, 584, 586; 446/28;
D11/95, 200; D3/215, 219, 221, 224,
D3/228; 206/315.1

See application file for complete search history.

FIG. 1 is a top perspective view of a first embodiment of a buckle keeper in its open position showing my new design; FIG. 2 is a front view of a first embodiment of a buckle keeper in its open position; FIG. 3 is a rear view of a first embodiment of a buckle keeper in its open position; FIG. 4 is a right side view of a first embodiment of a buckle keeper in its open position; FIG. 5 is a left side view of a first embodiment of a buckle keeper in its open position; FIG. 6 is a bottom view of a first embodiment of a buckle keeper in its open position; FIG. 7 is a top view of a first embodiment of a buckle keeper in its open position; FIG. 8 is a front perspective view of the buckle keeper of FIG. 1 in its open position being placed over the buckle of a duty belt; FIG. 9 is a front perspective view of the buckle keeper of FIG. 1 in its closed position over the buckle of a duty belt; FIG. 10 is a top perspective view of a second embodiment of a buckle keeper in its open position showing my new design; FIG. 11 is a front view of a second embodiment of a buckle keeper in its open position; FIG. 12 is a rear view of a second embodiment of a buckle keeper in its open position; FIG. 13 is a right side view of a second embodiment of a buckle keeper in its open position; FIG. 14 is a left side view of a second embodiment of a buckle keeper in its open position; FIG. 15 is a bottom view of a second embodiment of a buckle keeper in its open position; FIG. 16 is a top view of a second embodiment of a buckle keeper in its open position; FIG. 17 is a front perspective view of the buckle keeper of FIG. 10 in its closed position over the buckle of a duty belt;

(56) **References Cited**

U.S. PATENT DOCUMENTS

1,010,763	A *	12/1911	Hogan	182/8
D232,441	S *	8/1974	Camposeo	D20/27
4,940,255	A *	7/1990	Donine	280/809
5,056,819	A *	10/1991	Hayes	280/809
5,119,979	A *	6/1992	Kallman	224/250
D371,235	S *	7/1996	Robertson	D3/215
D374,766	S *	10/1996	Raus	D3/215
D395,357	S *	6/1998	Bader	D3/215
6,015,073	A *	1/2000	Wojciak et al.	224/251
6,176,403	B1 *	1/2001	Svare et al.	224/251
6,375,052	B2 *	4/2002	Keton	224/222
D562,548	S *	2/2008	Martin	D3/215
D718,522	S *	12/2014	Larsen	D3/215
D721,135	S *	1/2015	Pennaz et al.	D20/22
D721,402	S *	1/2015	Pennaz et al.	D20/22
8,945,032	B2 *	2/2015	Nevels et al.	224/250

* cited by examiner

Primary Examiner — Catheri Oliver-Garcia

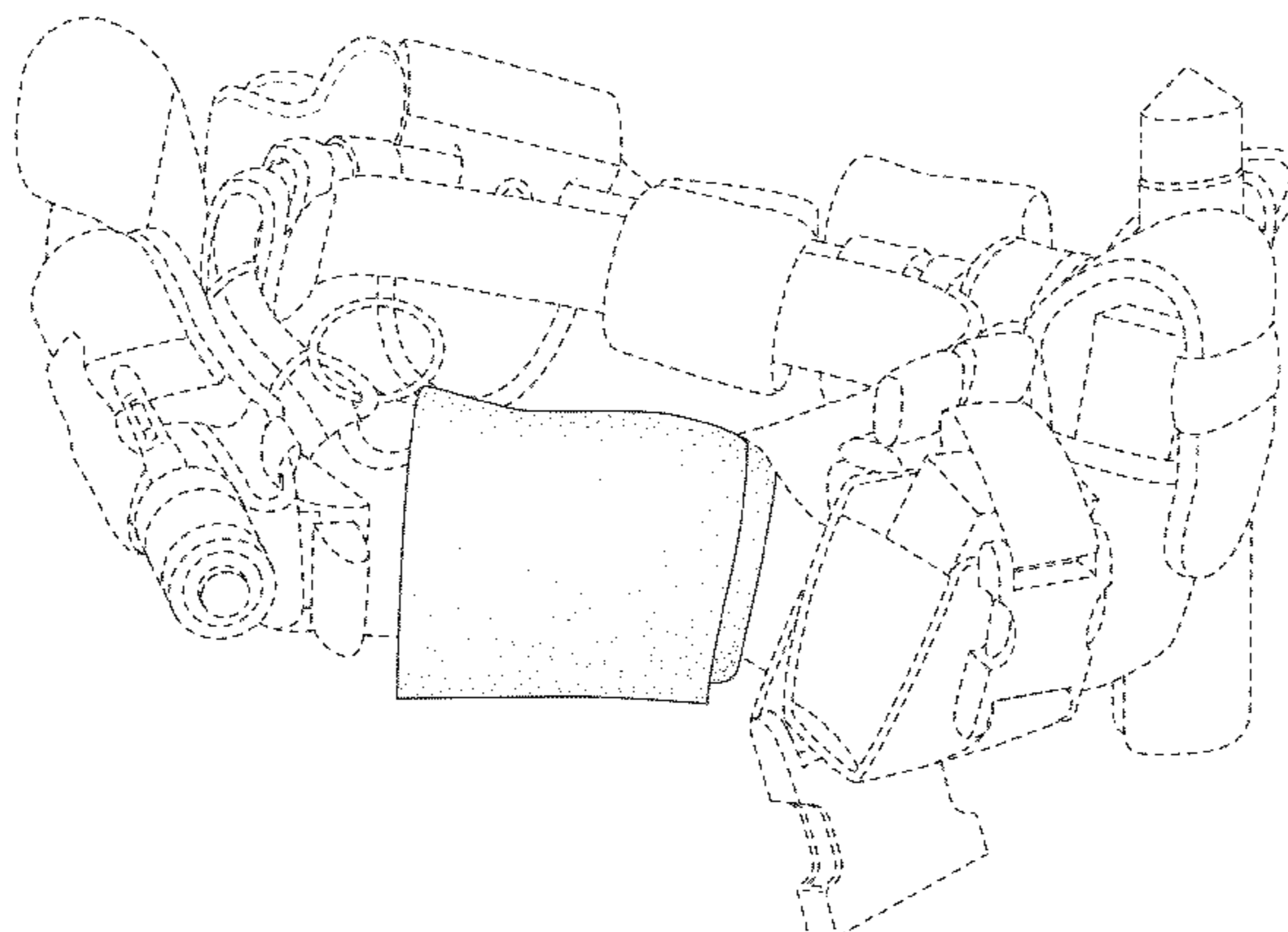


FIG. 18 is a top perspective view of the first embodiment of a buckle keeper in its open position showing my new design. The badge shown on the front of the design being for illustrative purposes only and forming no part of the claimed design;

FIG. 19 is a front view of the first embodiment of a buckle keeper bearing a badge in its open position;

FIG. 20 is a rear view of the first embodiment of a buckle keeper bearing a badge in its open position;

FIG. 21 is a right side view of the first embodiment of a buckle keeper bearing a badge in its open position;

FIG. 22 is a left side view of the first embodiment of a buckle keeper bearing a badge in its open position;

FIG. 23 is a bottom view of the first embodiment of a buckle keeper bearing a badge in its open position;

FIG. 24 is a top view of the first embodiment of a buckle keeper bearing a badge in its open position;

FIG. 25 is a front perspective view of the buckle keeper of FIG. 18 in its closed position over the buckle of a duty belt;

FIG. 26 is a top perspective view of a third embodiment of a buckle keeper in its open position showing my new design;

FIG. 27 is a front view of a third embodiment of a buckle keeper in its open position;

FIG. 28 is a rear view of a third embodiment of a buckle keeper in its open position;

FIG. 29 is a right side view of a third embodiment of a buckle keeper in its open position;

FIG. 30 is a left side view of a third embodiment of a buckle keeper in its open position;

FIG. 31 is a bottom view of a third embodiment of a buckle keeper in its open position; and,

FIG. 32 is a top view of a third embodiment of a buckle keeper in its open position.

Left side views not shown are mirror images of right side views. Any broken lines illustrative of environmental structure in the drawings are not part of the design sought to be patented.

1 Claim, 24 Drawing Sheets

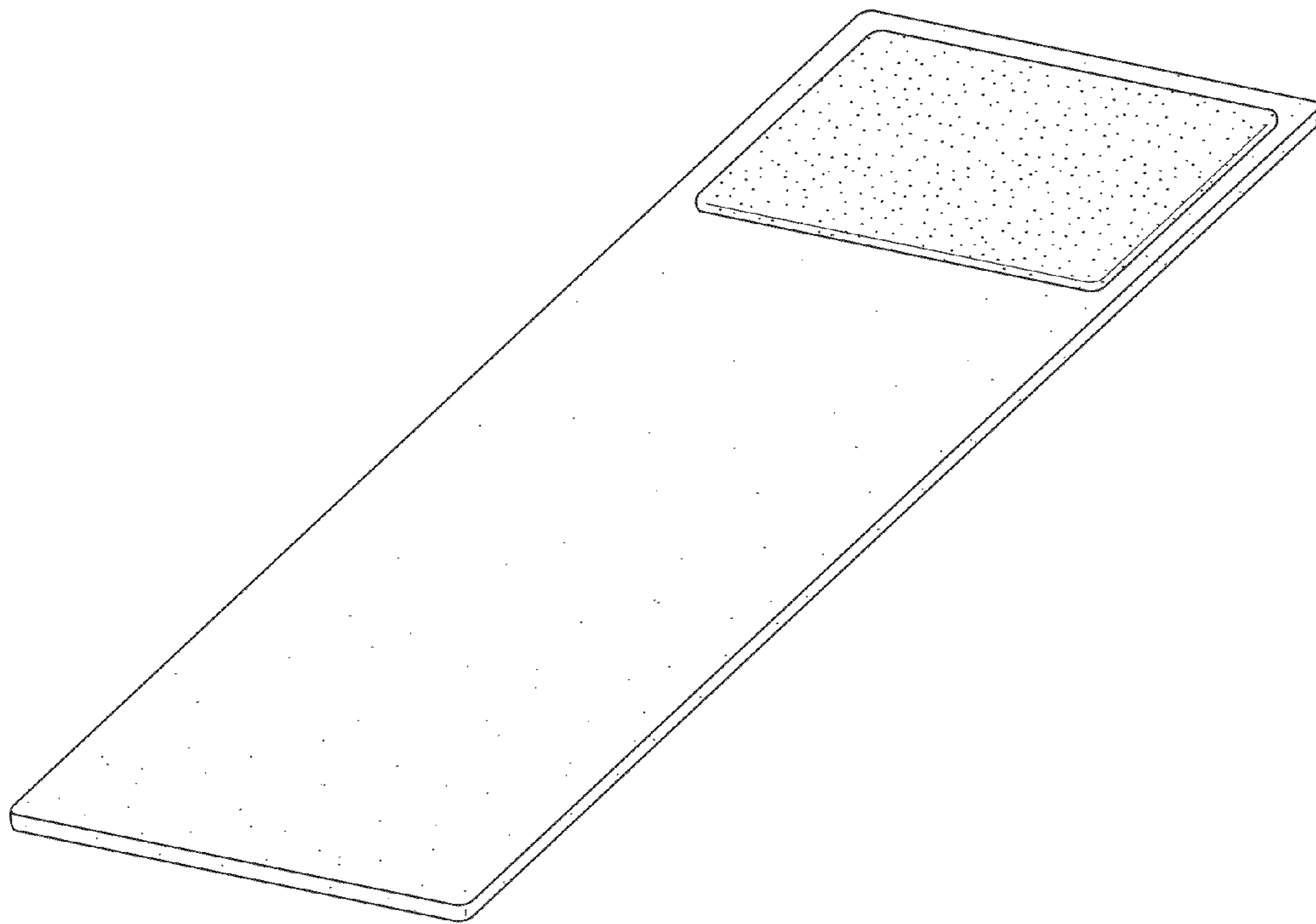


FIG. 1




FIG. 2




FIG. 3




FIG. 4

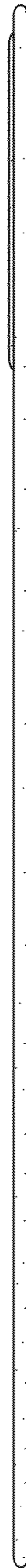


FIG. 5



FIG. 6




FIG. 7

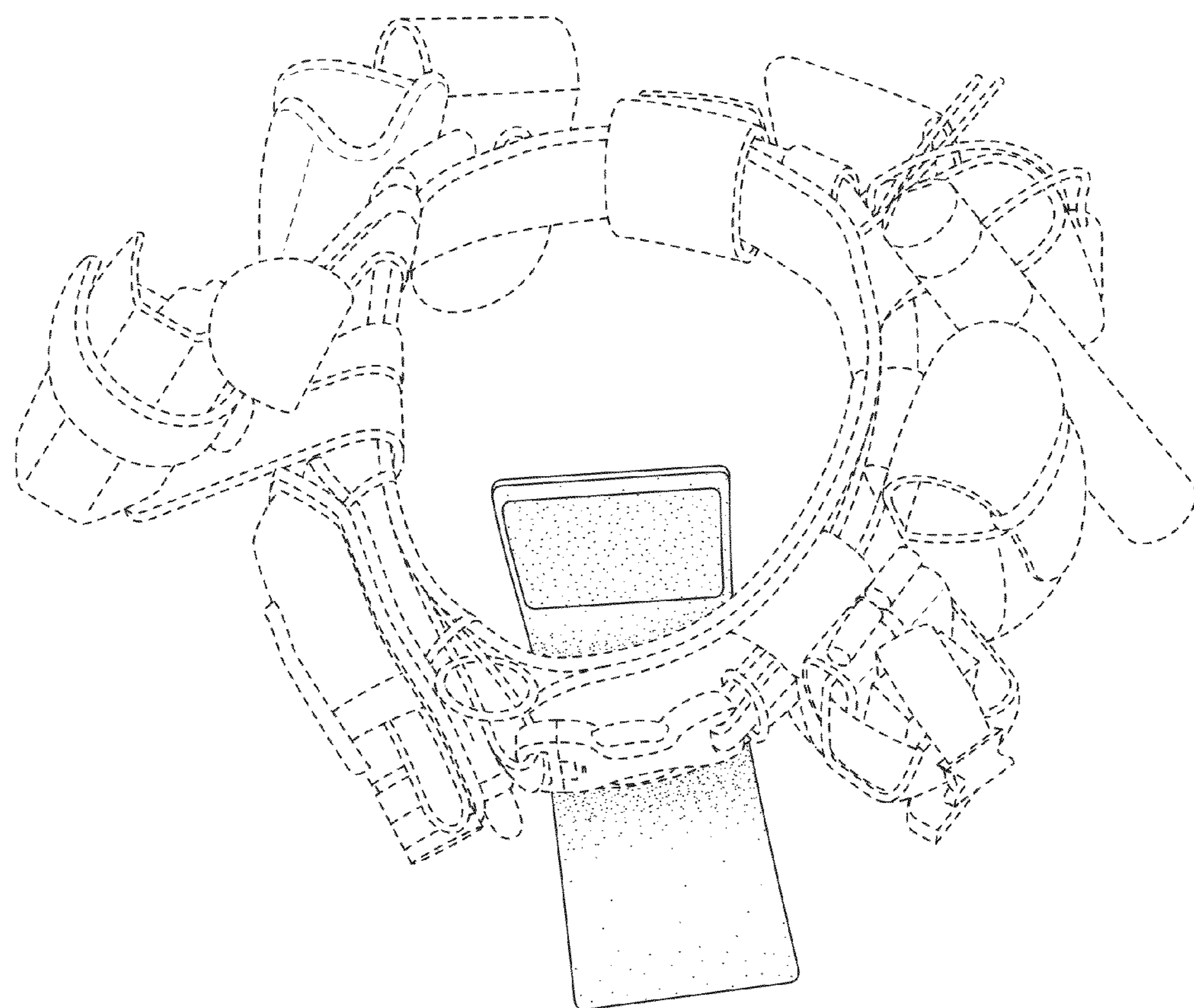


FIG. 8

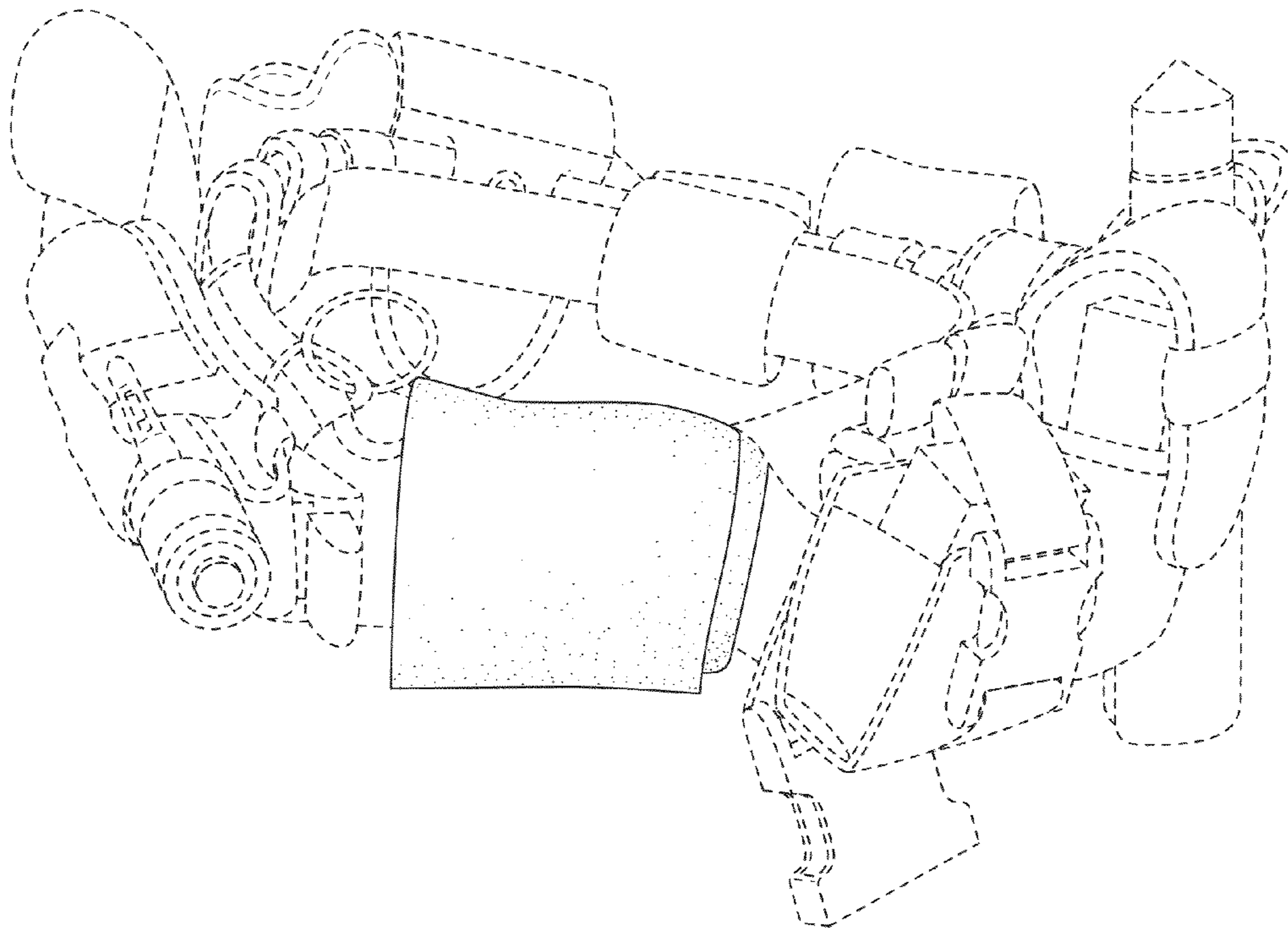


FIG. 9

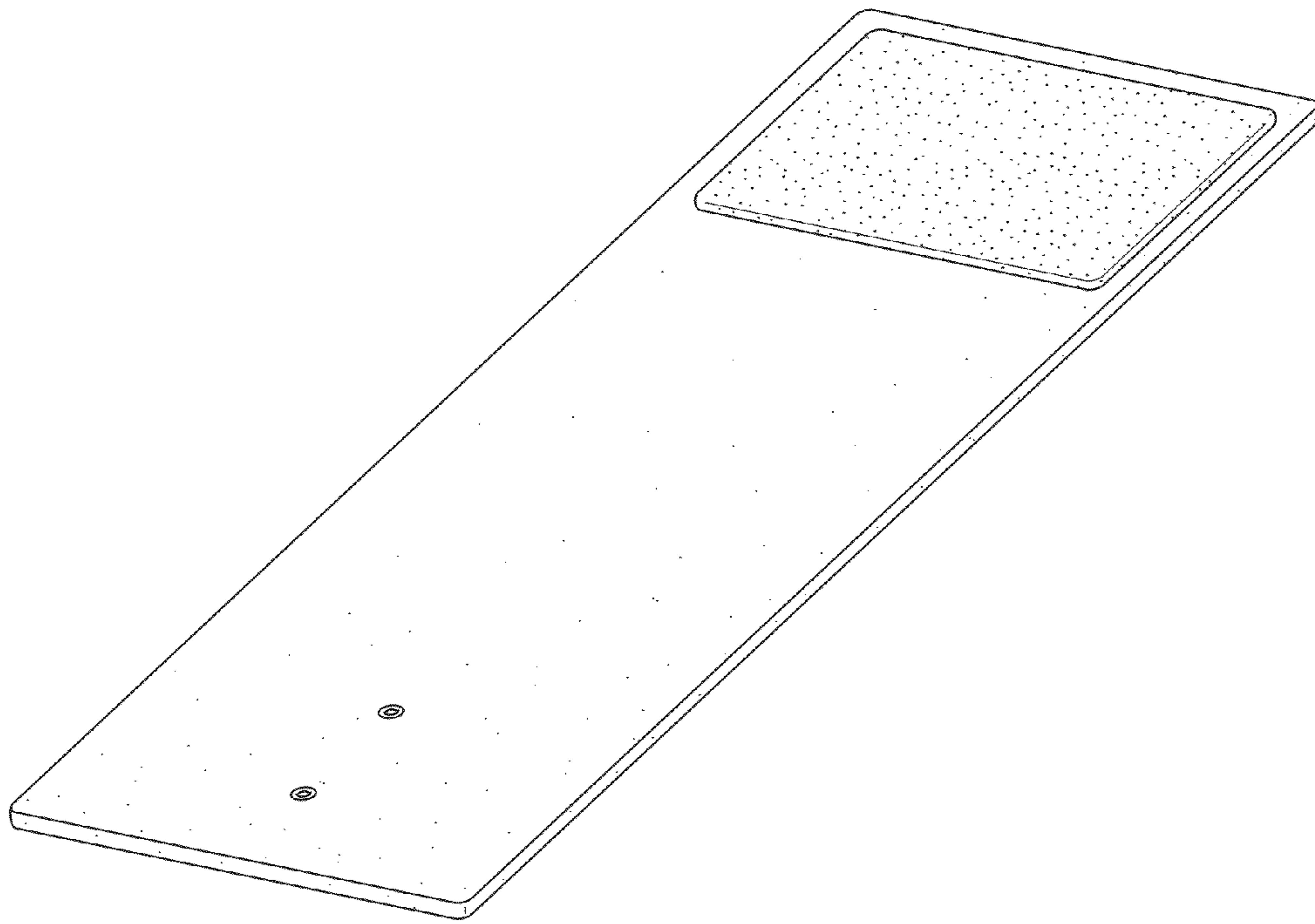


FIG. 10




FIG. 11




FIG. 12

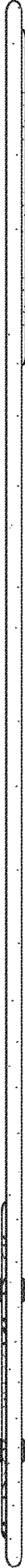


FIG. 13

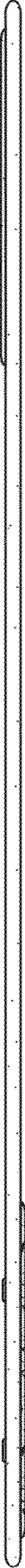


FIG. 14




FIG. 15



FIG. 16

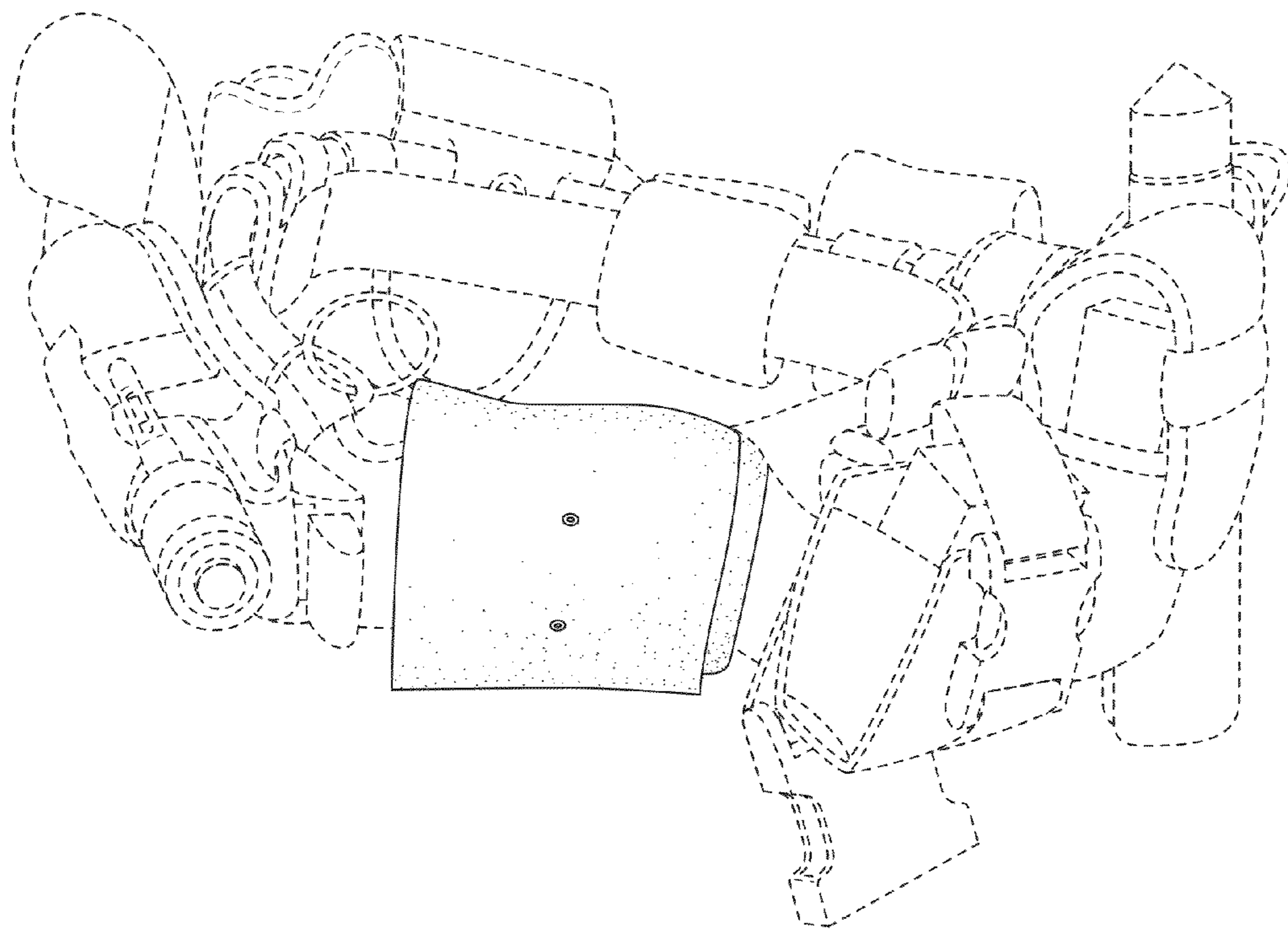


FIG. 17

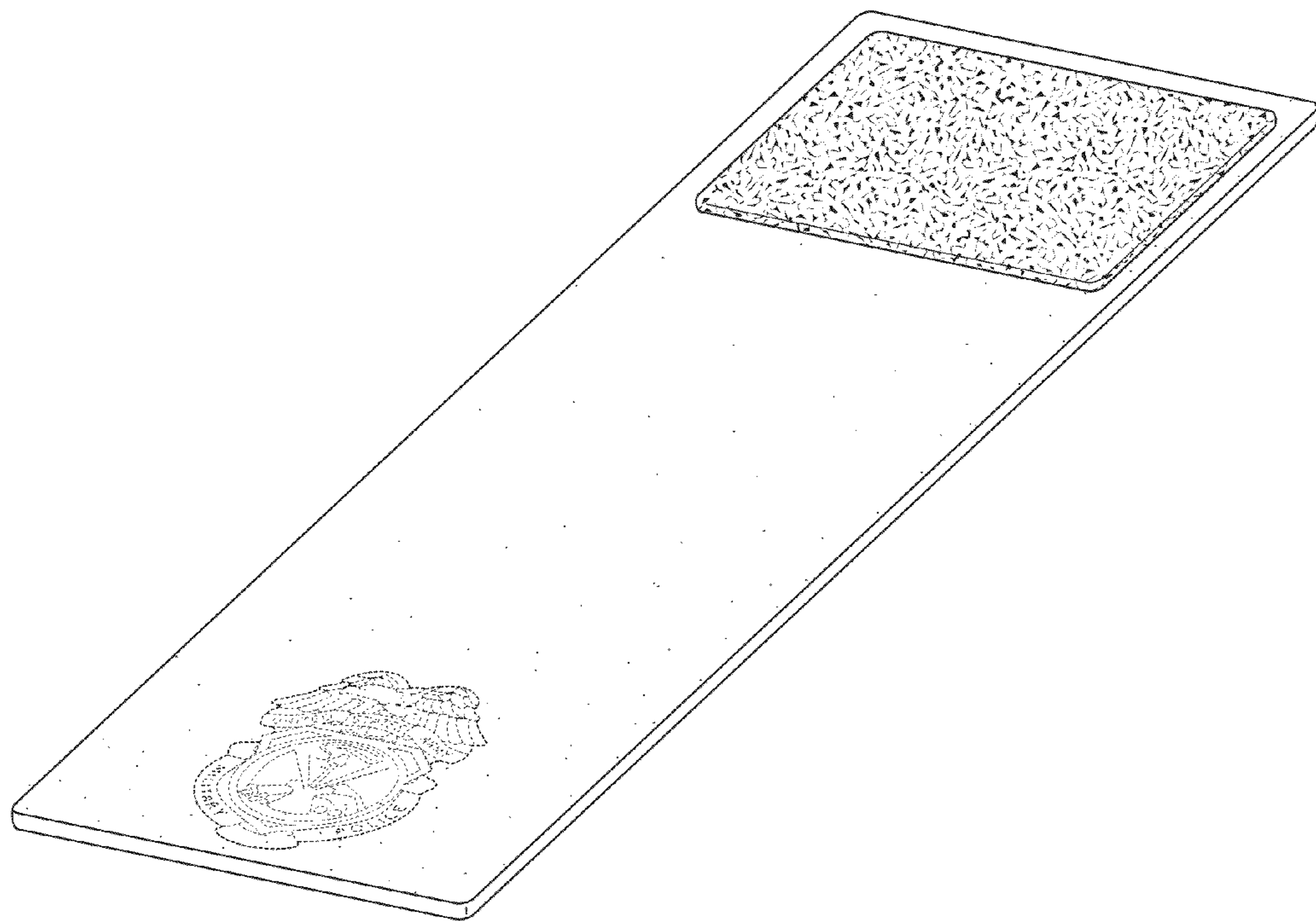


FIG. 18




FIG. 19




FIG. 20

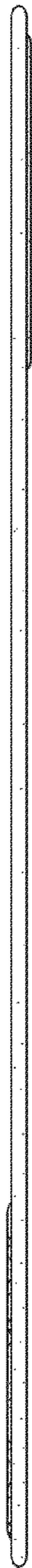


FIG. 21




FIG. 22




FIG. 23



FIG. 24

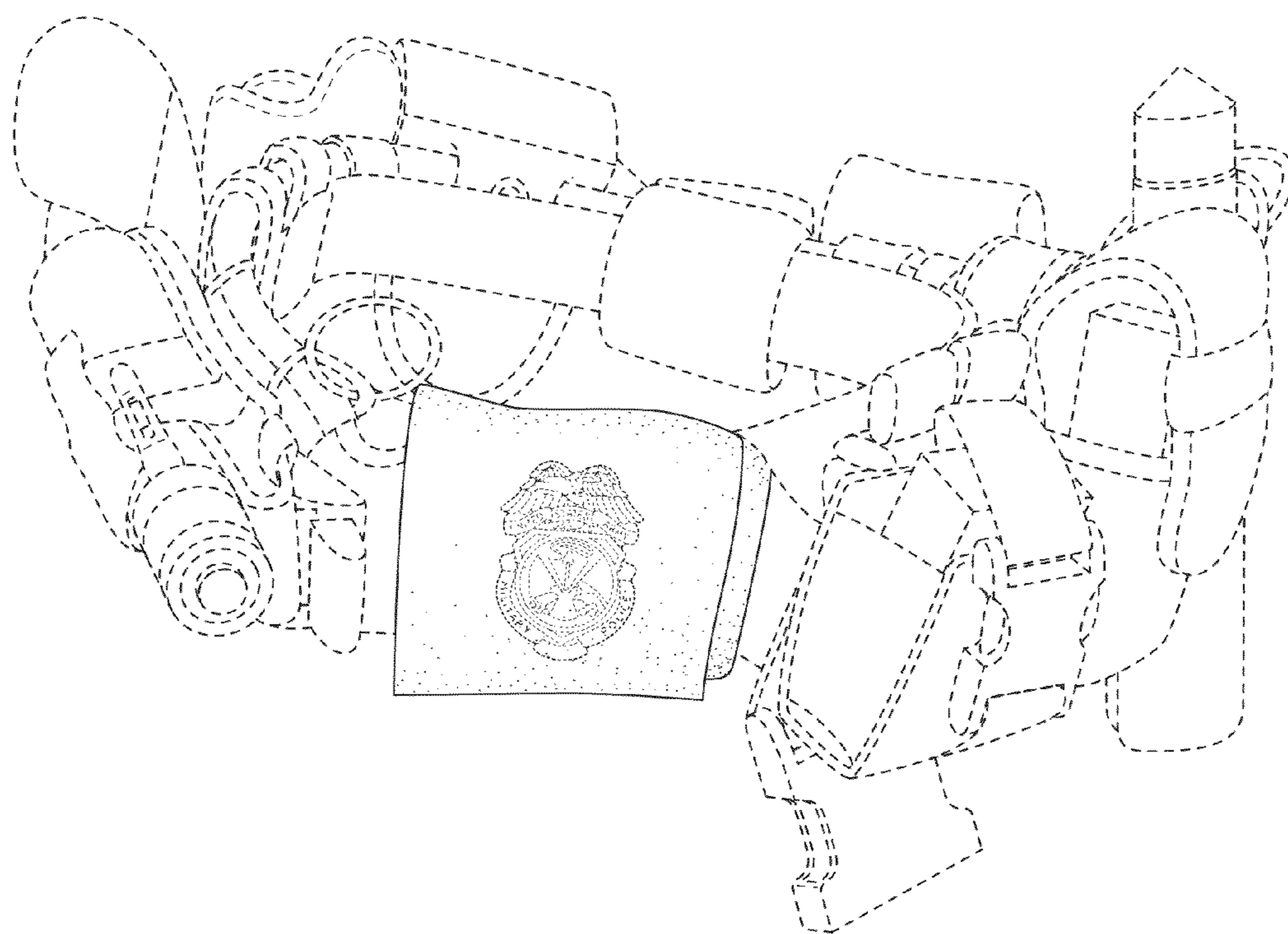


FIG. 25

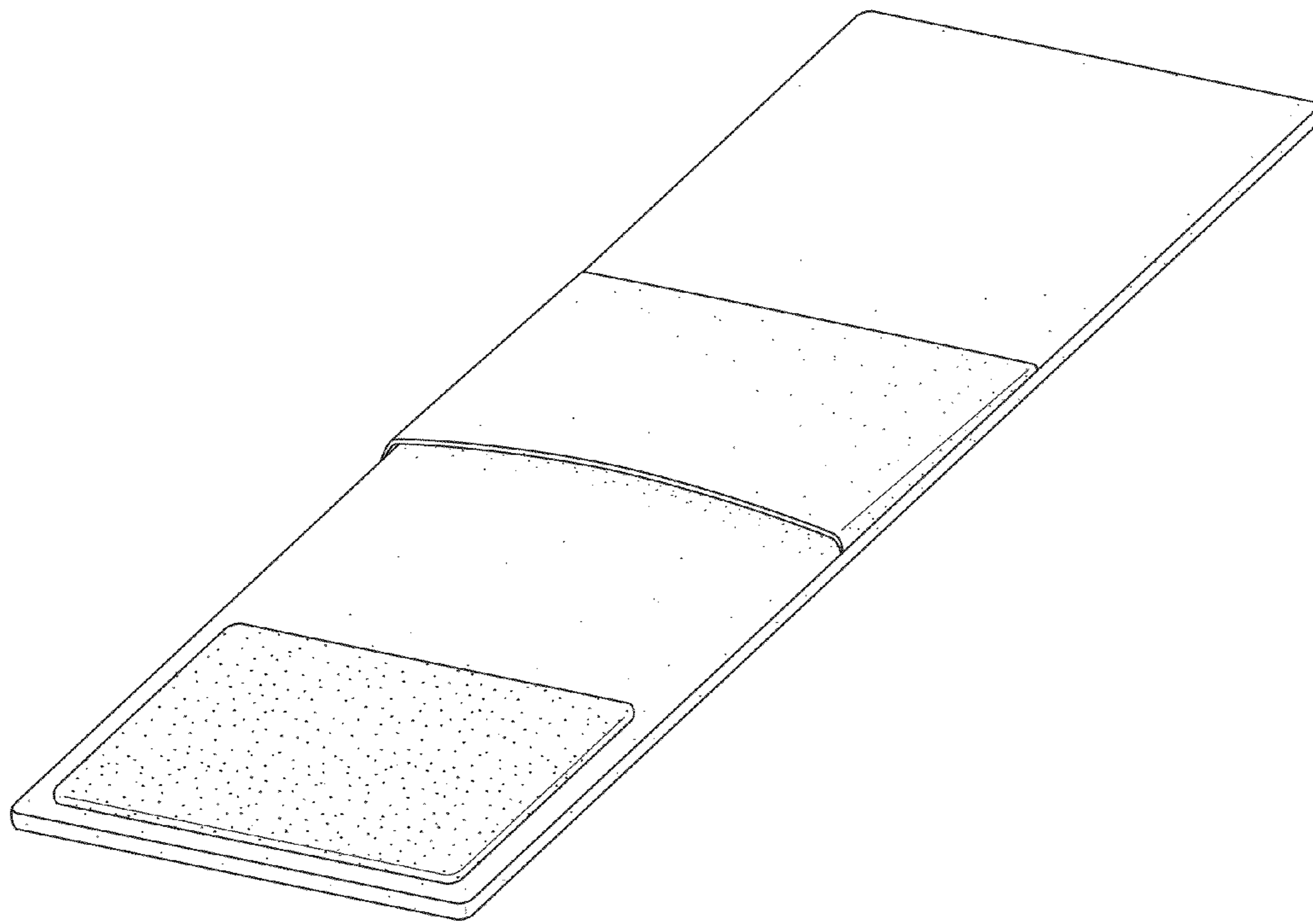


FIG. 26

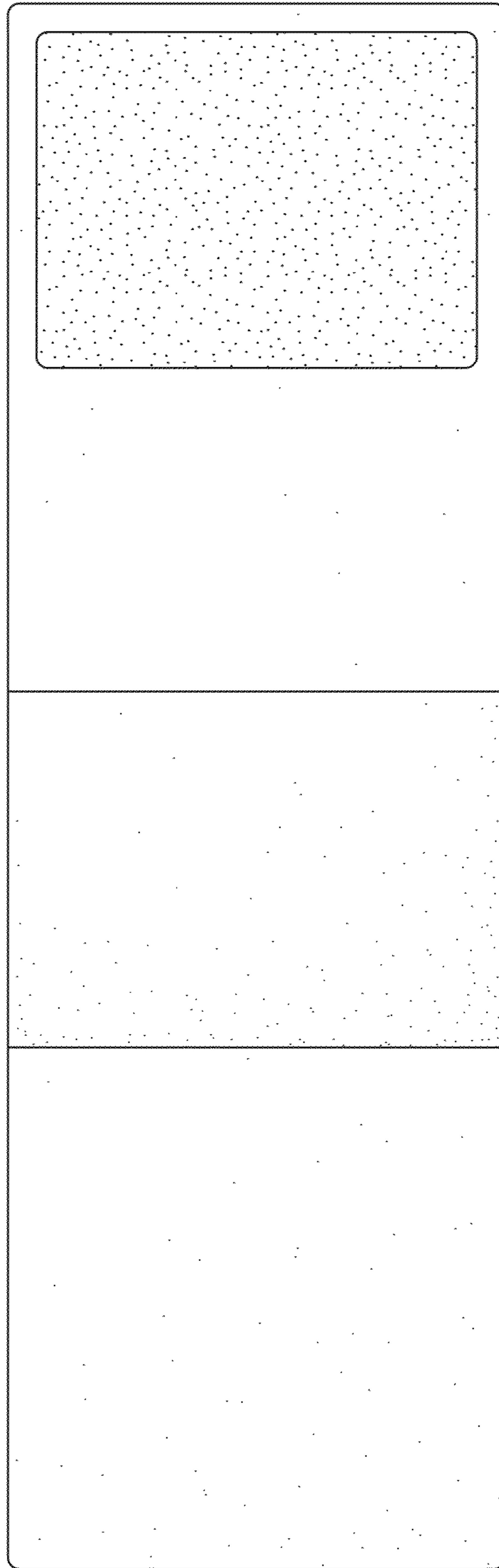


FIG. 27




FIG. 28




FIG. 29



FIG. 30



FIG. 31




FIG. 32