



US00D732812S

(12) **United States Design Patent**  
**Weddle**

(10) **Patent No.:** **US D732,812 S**  
(45) **Date of Patent:** **\*\* Jun. 30, 2015**

- (54) **GOLF SHOE UPPER SECTION**
- (71) Applicant: **Acushnet Company**, Fairhaven, MA (US)
- (72) Inventor: **Daren S. Weddle**, Saugus, MA (US)
- (73) Assignee: **Acushnet Company**, Fairhaven, MA (US)
- (\*\*) Term: **14 Years**
- (21) Appl. No.: **29/469,050**
- (22) Filed: **Oct. 7, 2013**
- (51) **LOC (10) Cl.** ..... **02-99**
- (52) **U.S. Cl.**  
USPC ..... **D2/969; D2/906**
- (58) **Field of Classification Search**  
USPC ..... D2/902, 906-908, 910, 944, 946, 969, D2/972-974, 976; 36/45, 50.1, 77 M, 77 R, 36/83, 88, 113, 114, 126-131  
CPC .. A43B 13/181; A43B 13/141; A43B 13/186; A43B 13/188; A43B 23/00; A43B 23/02; A43B 5/00; A43B 23/24; A43B 5/0013; A43C 15/16; A43C 1/04; A43C 15/02  
See application file for complete search history.

D628,786 S	12/2010	Lane, III	
D630,831 S *	1/2011	Lane, III	D2/969
D654,680 S *	2/2012	Mochen	D2/969
D661,478 S *	6/2012	Lane	D2/969
D722,759 S *	2/2015	Weddle	D2/969
D722,760 S *	2/2015	Lane	D2/969
D726,401 S *	4/2015	Teeter	D2/969
D728,205 S *	5/2015	Weddle et al.	D2/906

\* cited by examiner

*Primary Examiner* — Dominic Simone  
(74) *Attorney, Agent, or Firm* — Daniel W. Sullivan

(57) **CLAIM**  
The ornamental design for a golf shoe upper section, as shown and described.

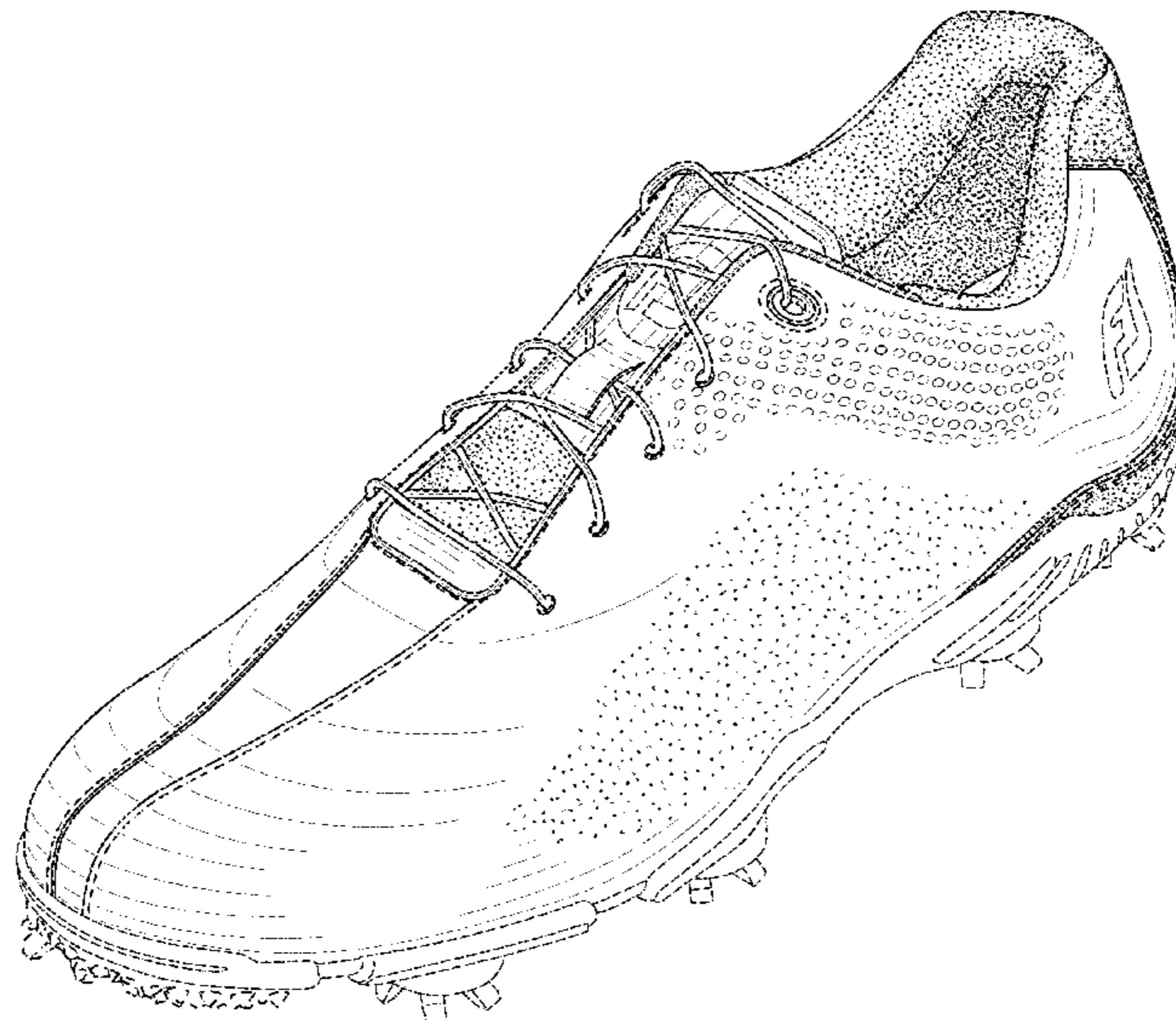
**DESCRIPTION**

FIG. 1 is a top perspective view of the golf shoe upper section of this invention;  
 FIG. 2 is a lateral side elevation view of the golf shoe upper section of this invention;  
 FIG. 3 is a bottom plan view of the golf shoe upper section of this invention;  
 FIG. 4 is a top plan view of the golf shoe upper section of this invention;  
 FIG. 5 is a medial side elevation view of the golf shoe upper section of this invention;  
 FIG. 6 is a front elevation view of the golf shoe upper section of this invention; and,  
 FIG. 7 is a rear elevation view of the golf shoe upper section of this invention.

In FIGS. 1-7, the broken lines showing a logo on the upper and a shoe outsole including cleats are for illustration purposes only and form no part of the claimed design. Also, the different stippling shown in the shoe upper indicates a contrast in texture between the respective areas of the upper and is not surface shading.

- (56) **References Cited**  
U.S. PATENT DOCUMENTS
- D511,882 S \* 11/2005 Robinson et al. .... D2/969
- D512,556 S 12/2005 Lane, III et al.
- D512,822 S \* 12/2005 Robinson et al. .... D2/969
- D513,663 S \* 1/2006 Lane et al. .... D2/969
- D524,016 S 7/2006 Robinson, Jr. et al.
- D525,768 S 8/2006 Robinson, Jr. et al.
- D541,025 S \* 4/2007 Mochen ..... D2/969
- D560,339 S \* 1/2008 Lane et al. .... D2/969
- D560,341 S \* 1/2008 Mochen ..... D2/969
- D561,453 S 2/2008 Lane, III et al.
- D571,997 S 7/2008 Teeter et al.

**1 Claim, 4 Drawing Sheets**



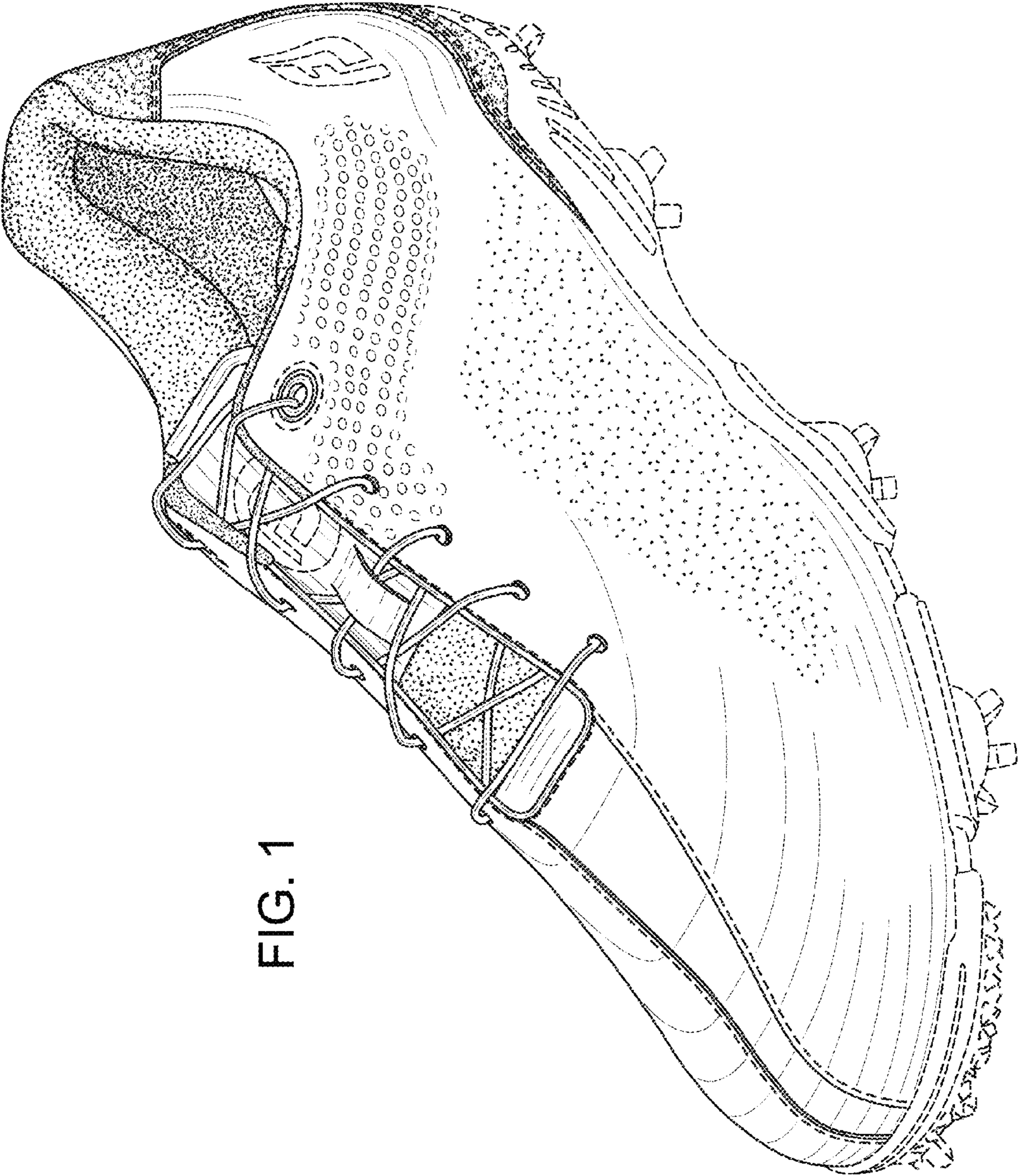


FIG. 1

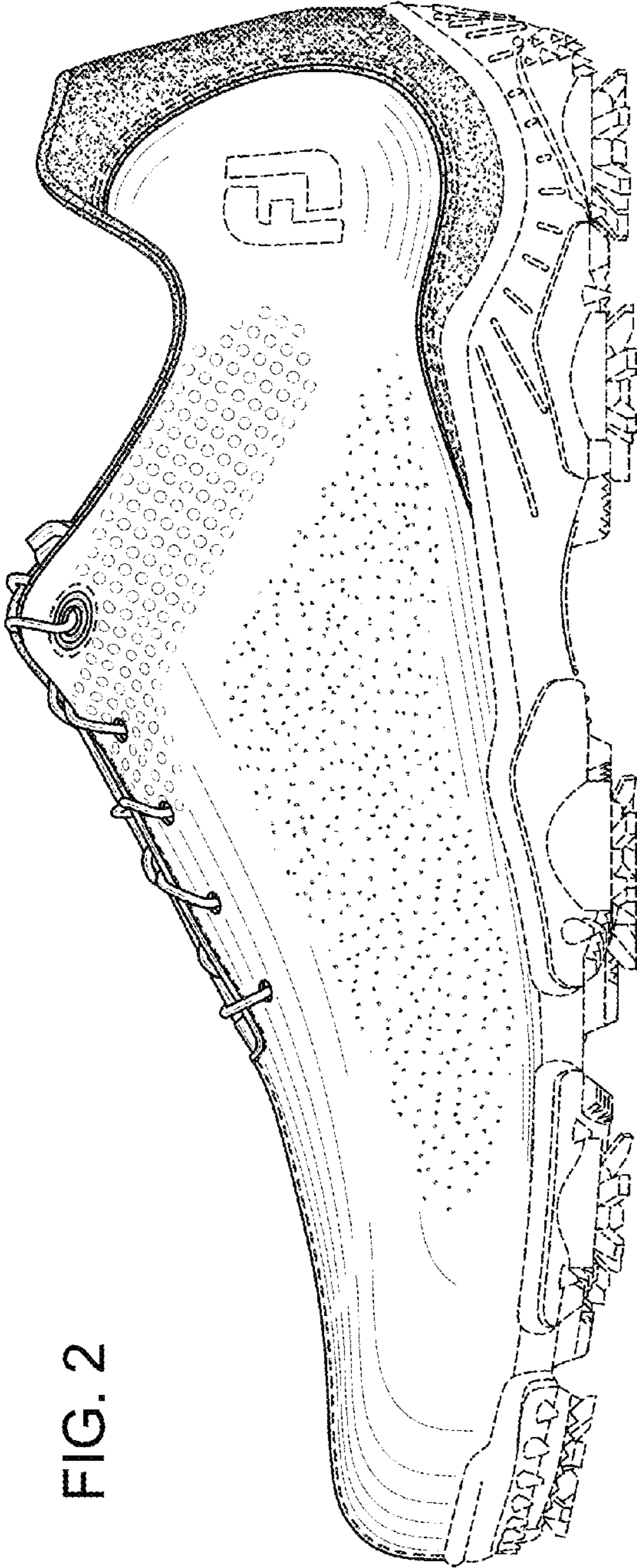


FIG. 2

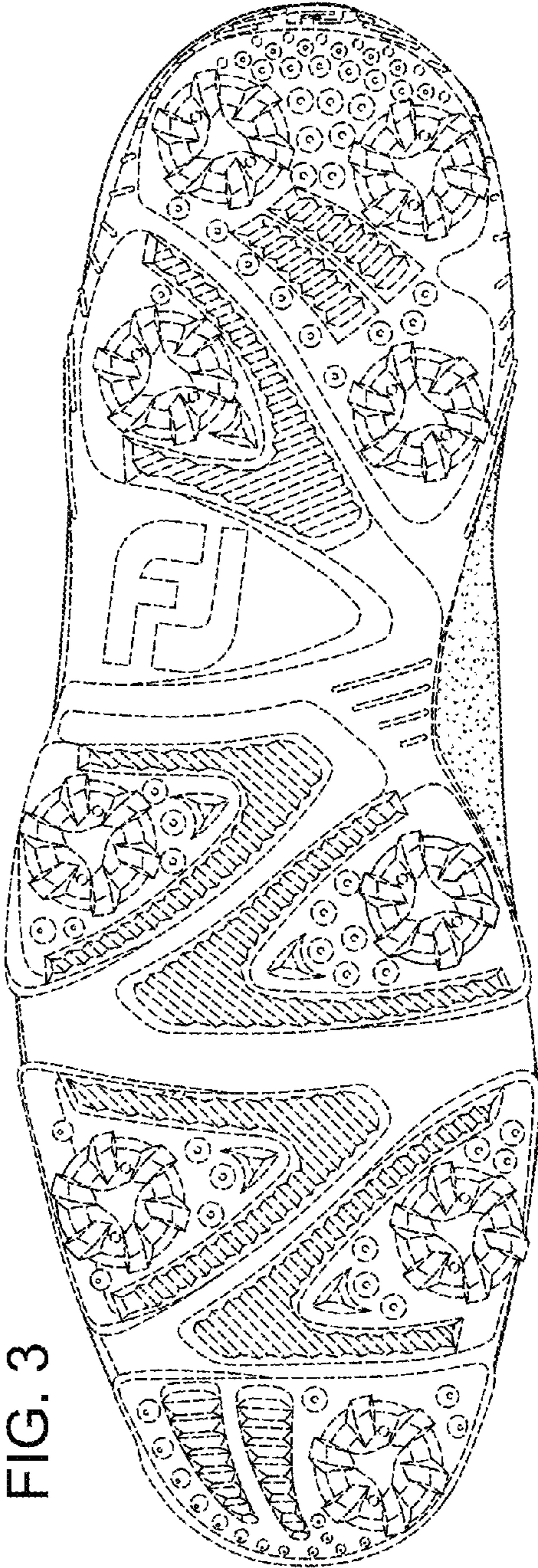
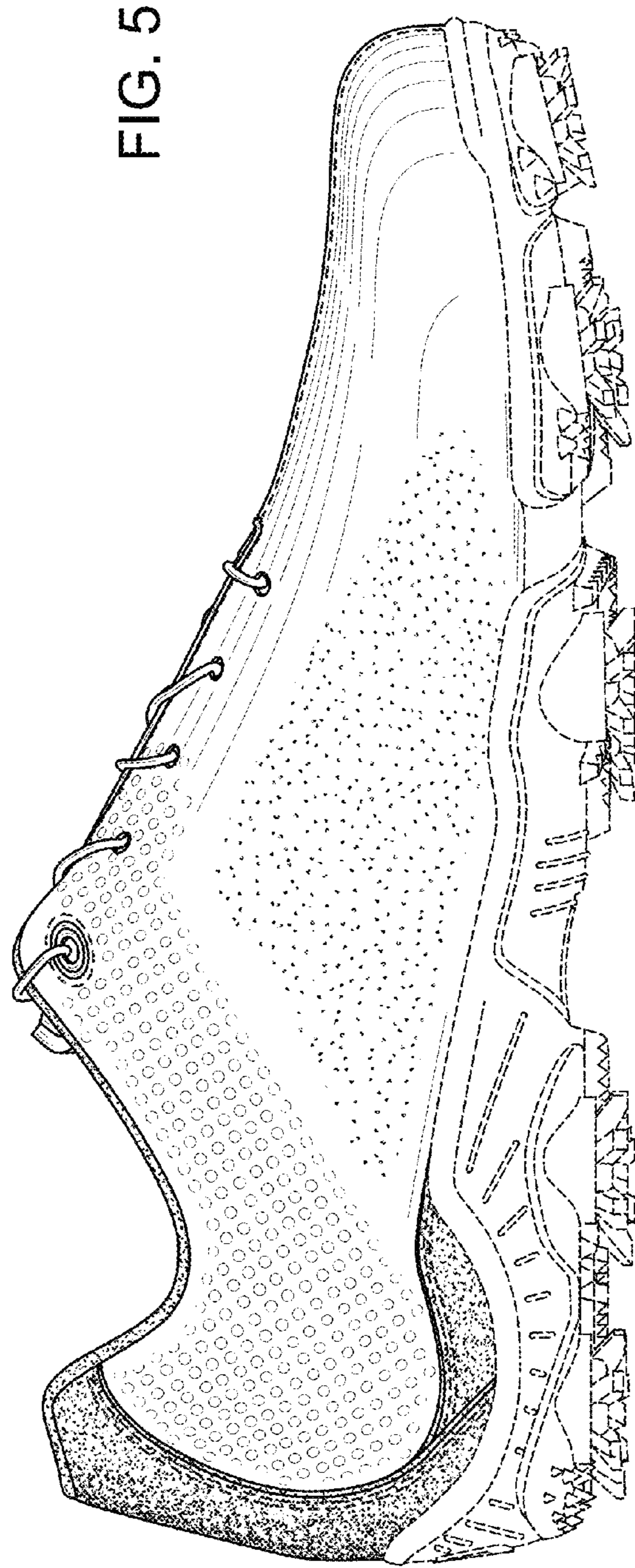
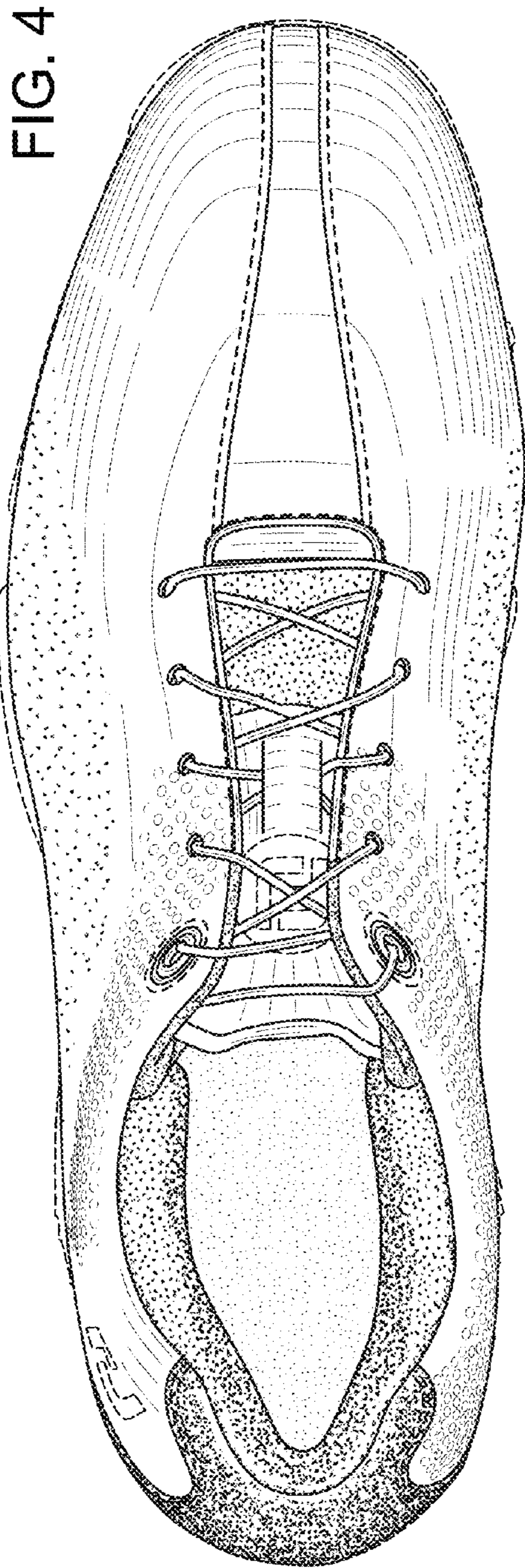


FIG. 3



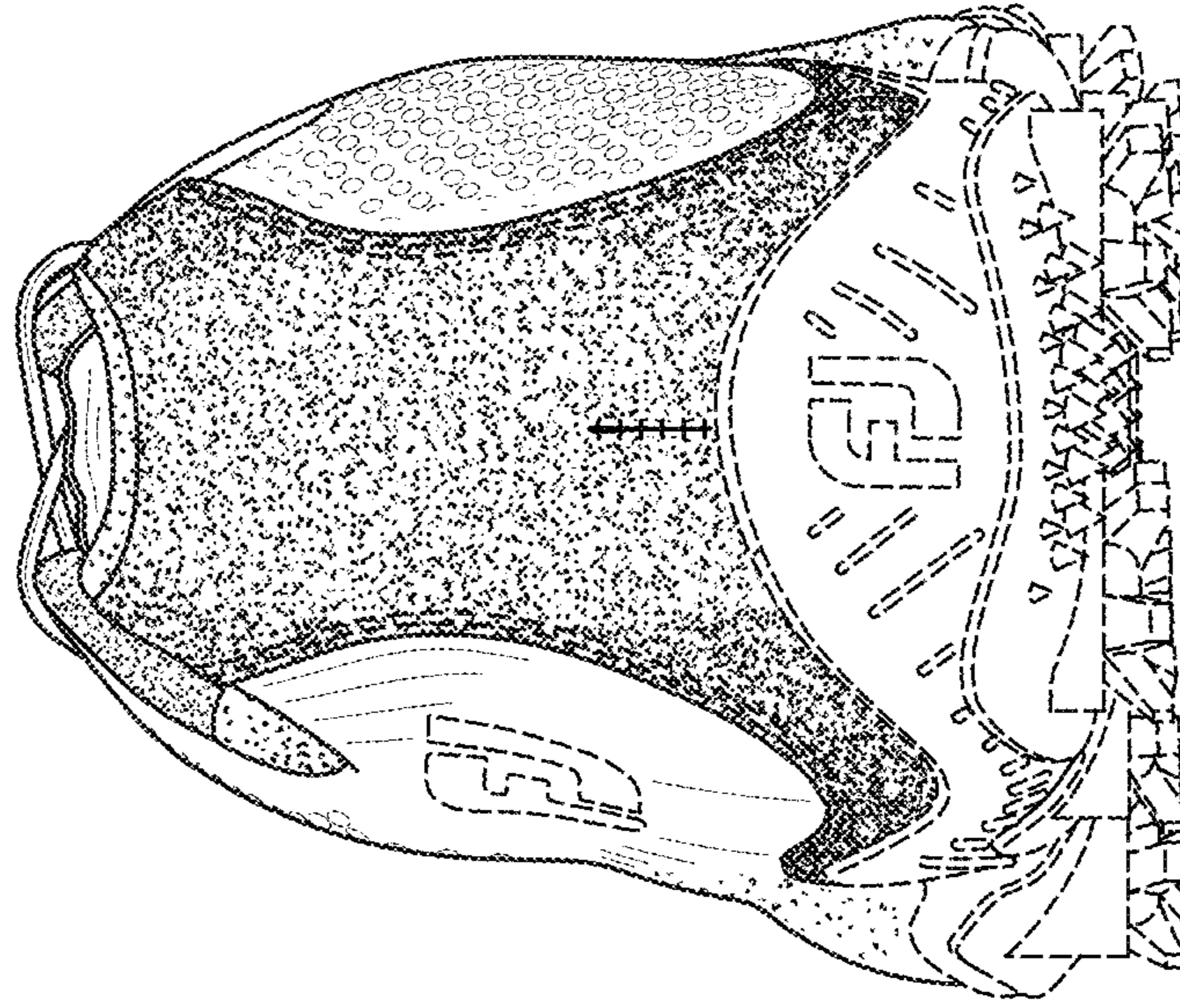


FIG. 7

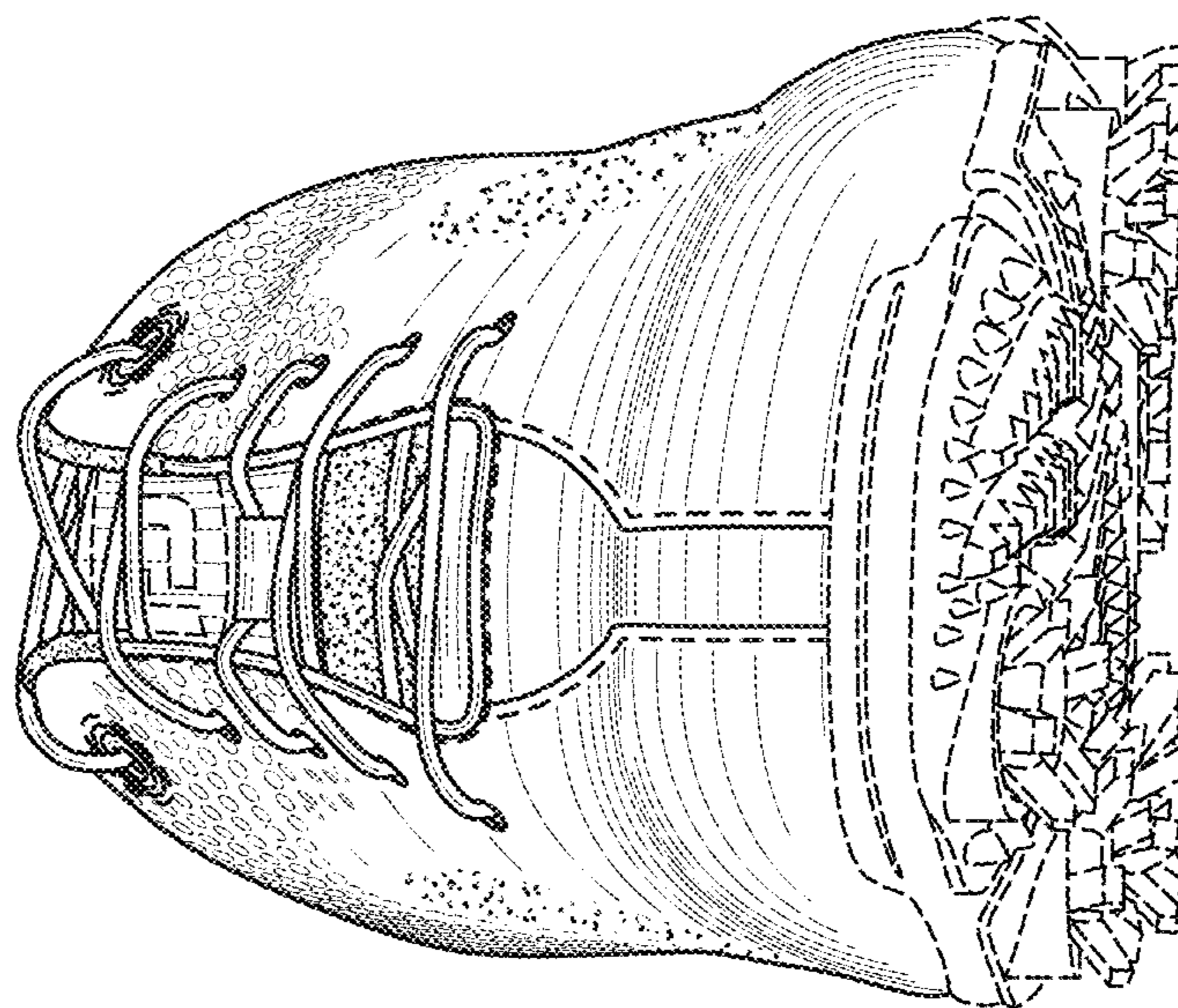


FIG. 6