



US00D732811S

(12) **United States Design Patent**
D'Arienzo

(10) **Patent No.:** **US D732,811 S**
(45) **Date of Patent:** **** Jun. 30, 2015**

- (54) **SOLE FOR FOOTWEAR**
- (71) Applicant: **Louis D'Arienzo**, London (GB)
- (72) Inventor: **Louis D'Arienzo**, London (GB)
- (73) Assignee: **J. Choo Limited**, London (GB)
- (**) Term: **14 Years**

D388,241 S *	12/1997	Merceron	D2/959
D488,916 S *	4/2004	McClaskie	D2/959
D525,775 S *	8/2006	Cintron	D2/977
D552,338 S *	10/2007	Choi et al.	D2/971
D552,841 S *	10/2007	Choi et al.	D2/971
7,395,614 B1 *	7/2008	Bailey et al.	36/28
D606,742 S *	12/2009	Gonzalez	D3/232
D614,836 S *	5/2010	Kay et al.	D2/914

(Continued)

- (21) Appl. No.: **29/451,395**
- (22) Filed: **Apr. 1, 2013**
- (30) **Foreign Application Priority Data**

Feb. 13, 2013 (EM) 002183772-0064

- (51) **LOC (10) Cl.** **02-04**
- (52) **U.S. Cl.**
USPC **D2/958; D2/947; D2/951; D2/957;**
D2/959; D2/960

- (58) **Field of Classification Search**
USPC D2/902, 906, 908, 916, 918, 925,
D2/946-962, 977; 36/3 B, 22 R, 24.5, 25 R,
36/28, 32 R, 34 R, 59 C, 67 A, 103
See application file for complete search history.

(56) **References Cited**

U.S. PATENT DOCUMENTS

60,987 A *	1/1867	Ayer	36/3 B
138,221 A	4/1873	Young		
371,588 A *	10/1887	Keith	36/22 R
D56,809 S *	12/1920	Green	D2/946
D100,140 S *	6/1936	Wernmark	D2/977
D127,745 S *	6/1941	Graff	D2/977
D284,616 S *	7/1986	Gamm	D2/954
D326,766 S *	6/1992	Kittle et al.	D2/958
D327,976 S *	7/1992	Biotteau	D2/953
5,197,207 A *	3/1993	Shorten	36/29
D368,794 S *	4/1996	Fabio	D2/953
D370,993 S *	6/1996	Mangee	D2/959

OTHER PUBLICATIONS

Design U.S. Appl. No. 29/451,390, filed on Apr. 1, 2013; First named inventor: Louis D'Arienzo.

(Continued)

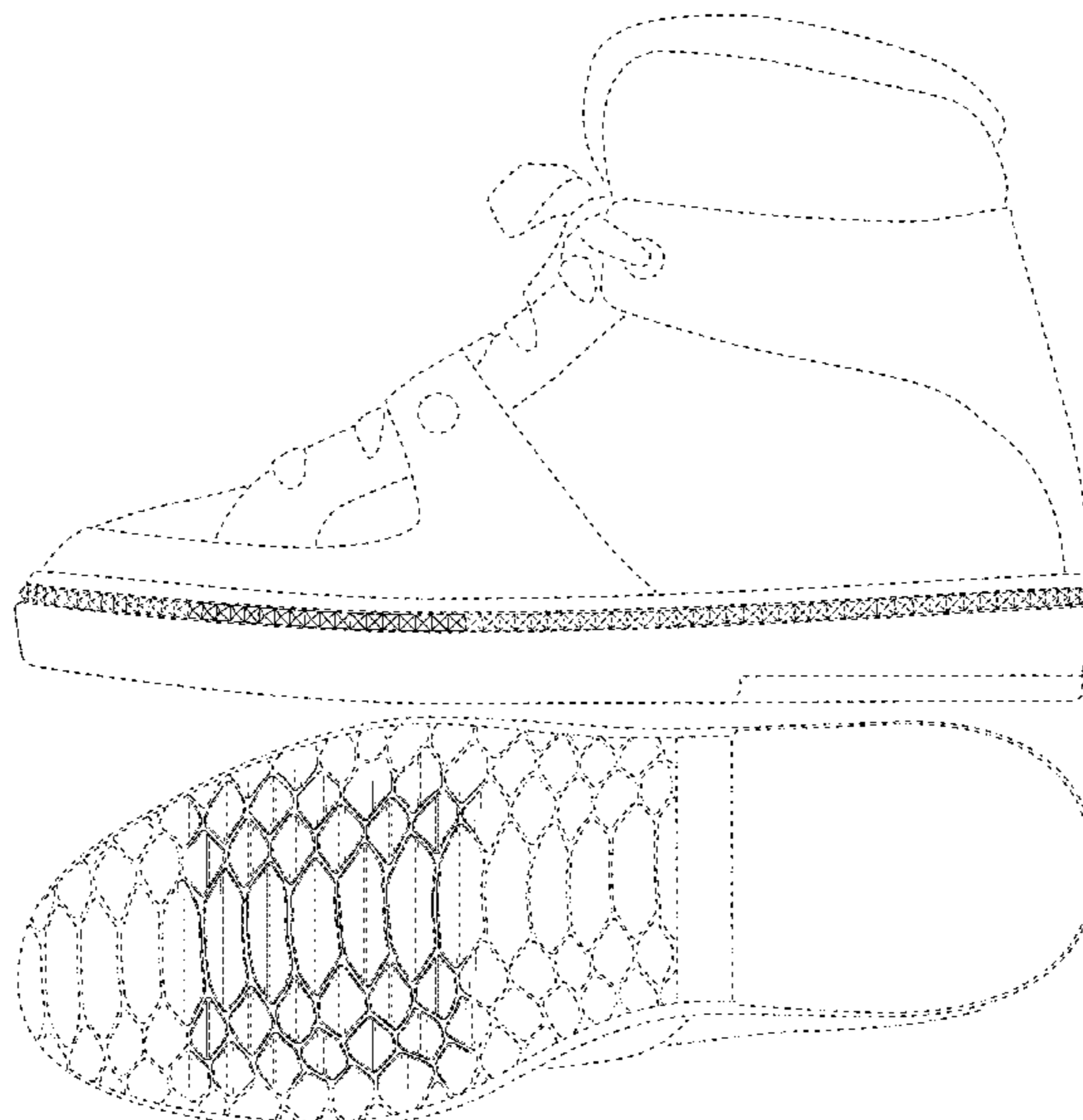
Primary Examiner — T. Chase Nelson
(74) *Attorney, Agent, or Firm* — Fross Zelnick Lehrman & Zissu, P.C.; Lawrence E. Apolzon, Esq.

(57) **CLAIM**
The ornamental design for a sole for footwear, as shown and described.

DESCRIPTION

FIG. 1 is a perspective view of a sole for footwear showing my new design;
FIG. 2 is a side view of the sole for footwear shown in FIG. 1;
FIG. 3 is the other side view of the sole for footwear shown in FIG. 1;
FIG. 4 is a top view of the sole for footwear shown in FIG. 1;
FIG. 5 is a bottom view of the sole for footwear shown in FIG. 1; and,
FIG. 6 is a front view of the sole for footwear shown in FIG. 1.
The broken line showing of portions of the sole, and portions of the footwear, in relevant drawings shows unclaimed subject matter for the design in those drawings.

1 Claim, 5 Drawing Sheets



(56)

References Cited

U.S. PATENT DOCUMENTS

D615,734 S * 5/2010 Di Nucci D2/907
D636,571 S * 4/2011 Avar D2/951
D650,159 S * 12/2011 Avar D2/959
D675,815 S * 2/2013 Dazai et al. D2/958
D680,725 S * 4/2013 Avar et al. D2/959
D689,674 S * 9/2013 Kampff D2/944
D707,935 S * 7/2014 Williams, Jr. D2/959
8,776,403 B2 * 7/2014 Eder et al. 36/134
D711,654 S * 8/2014 Kuster et al. D3/318
2001/0008053 A1 * 7/2001 Belli 36/28

2002/0050077 A1 * 5/2002 Wang et al. 36/28
2006/0117604 A1 * 6/2006 Fusco 36/25 R
2007/0089319 A1 * 4/2007 Liao et al. 36/3 R
2012/0180344 A1 * 7/2012 Crowley et al. 36/32 R

OTHER PUBLICATIONS

Design U.S. Appl. No. 29/451,393, filed on Apr. 1, 2013; First named inventor: Louis D'Arienzo.

Design U.S. Appl. No. 29/451,391, filed on Apr. 1, 2013; First named inventor: Louis D'Arienzo.

J. Choo Limited/Hunter, Boot.

* cited by examiner

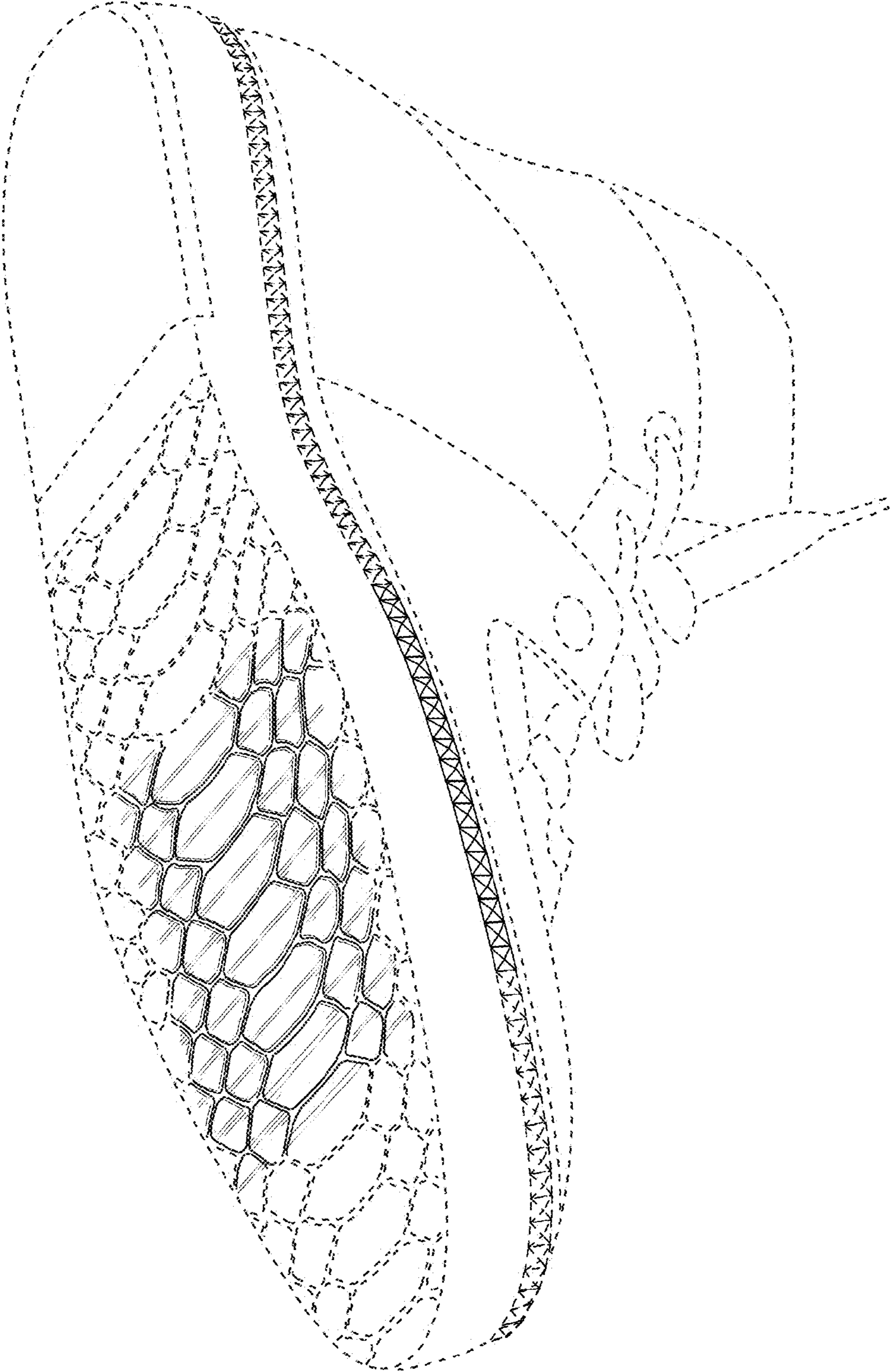


FIG. 1

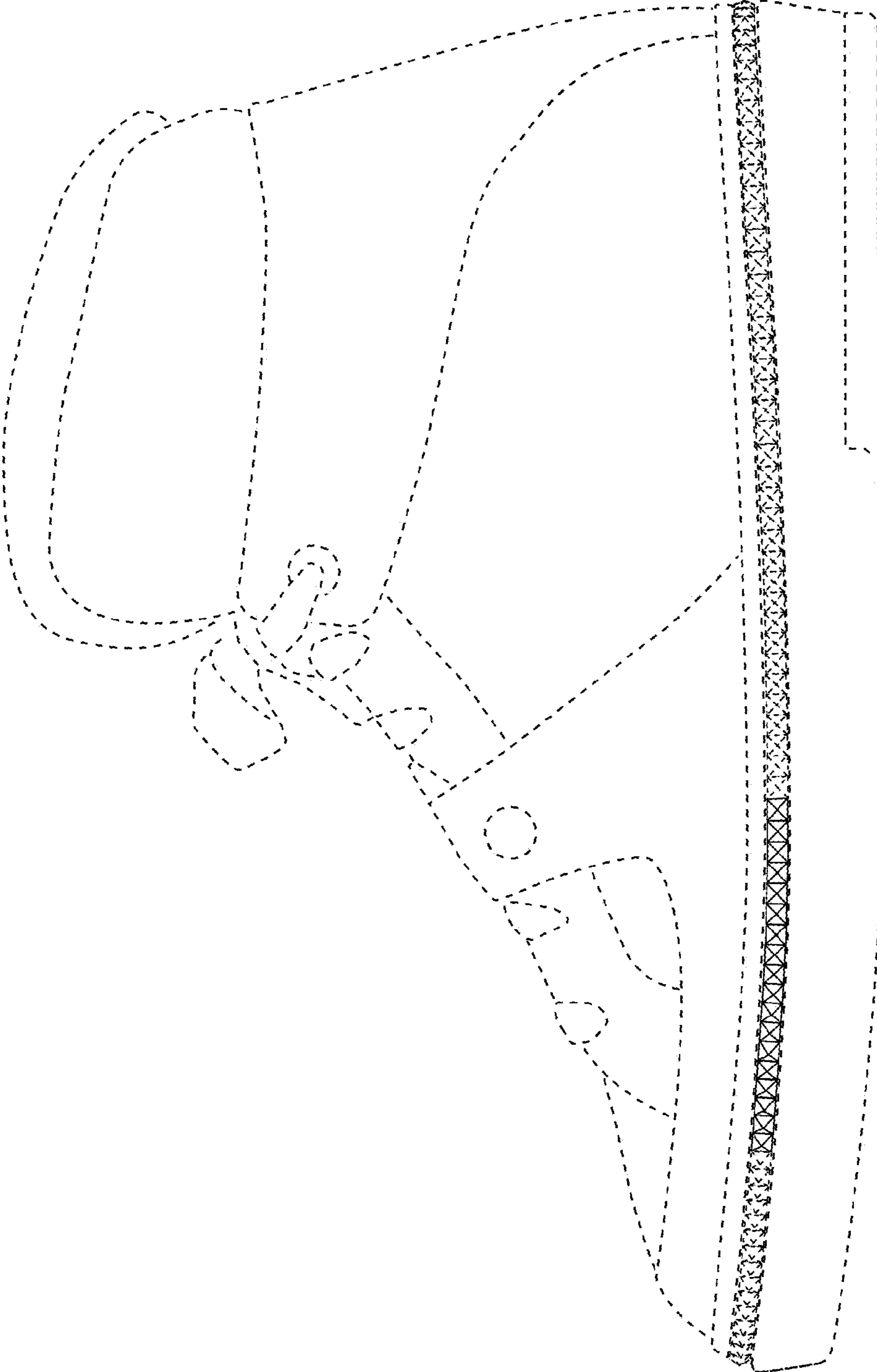


FIG. 2

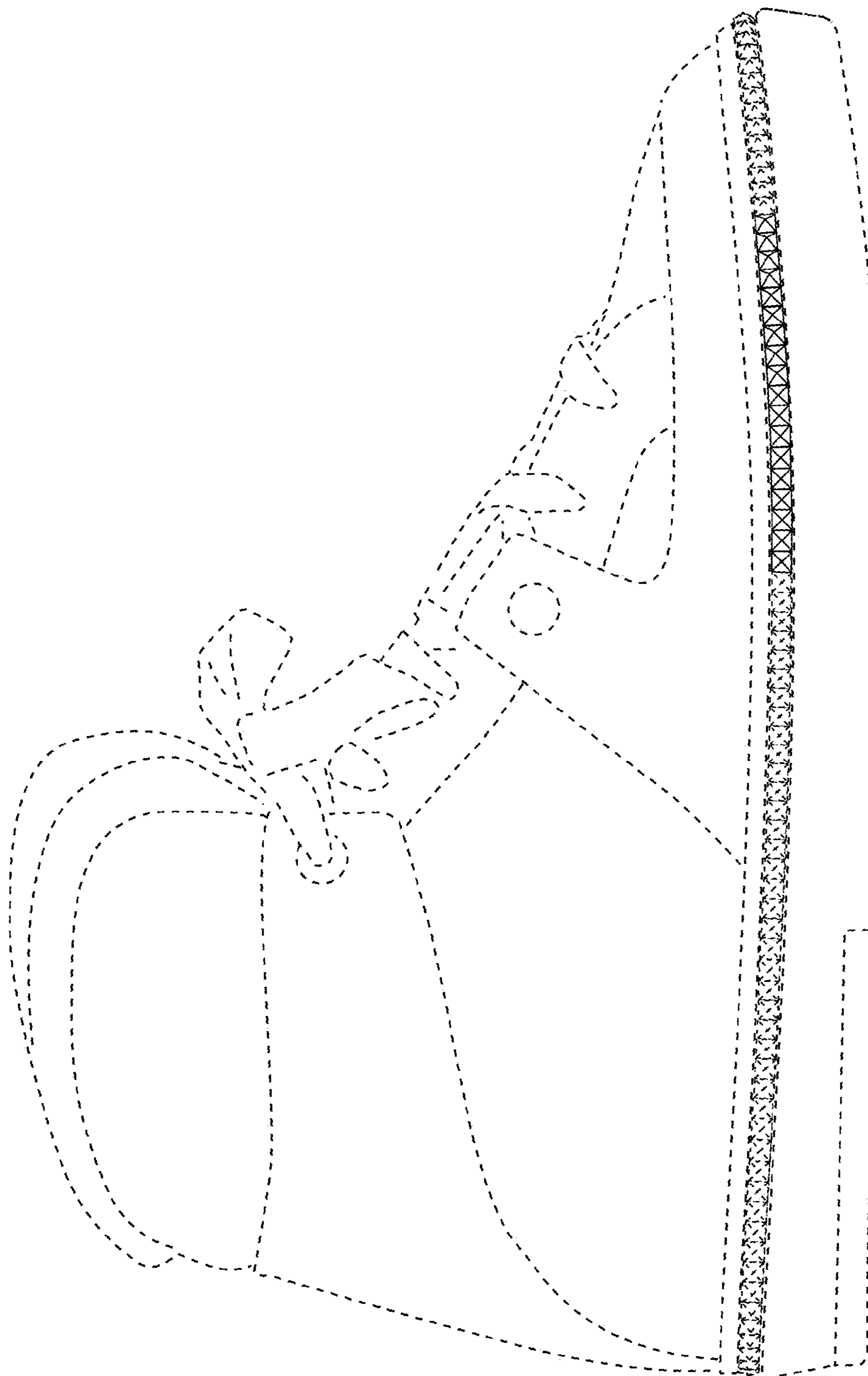


FIG. 3

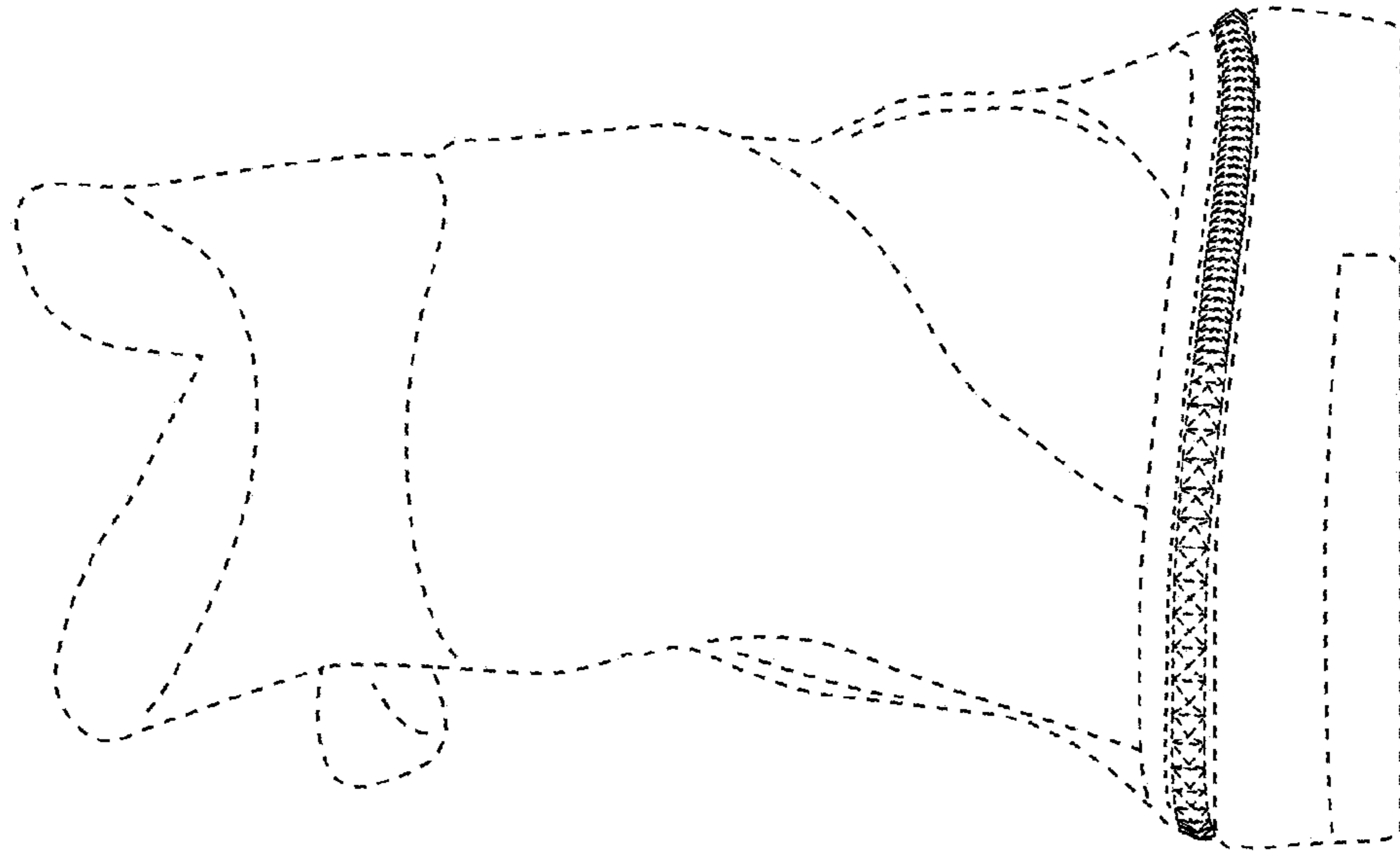


FIG. 5

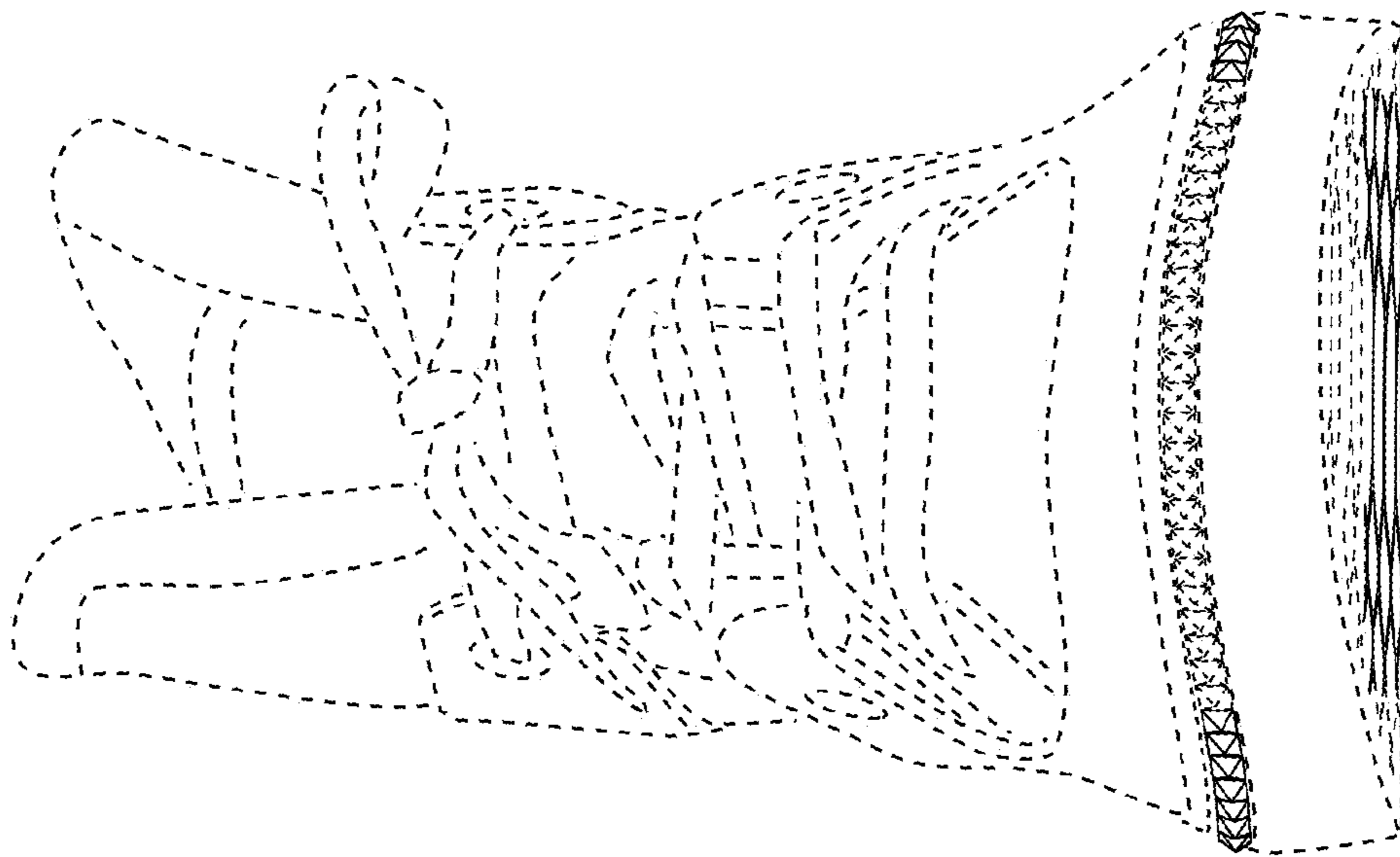


FIG. 4

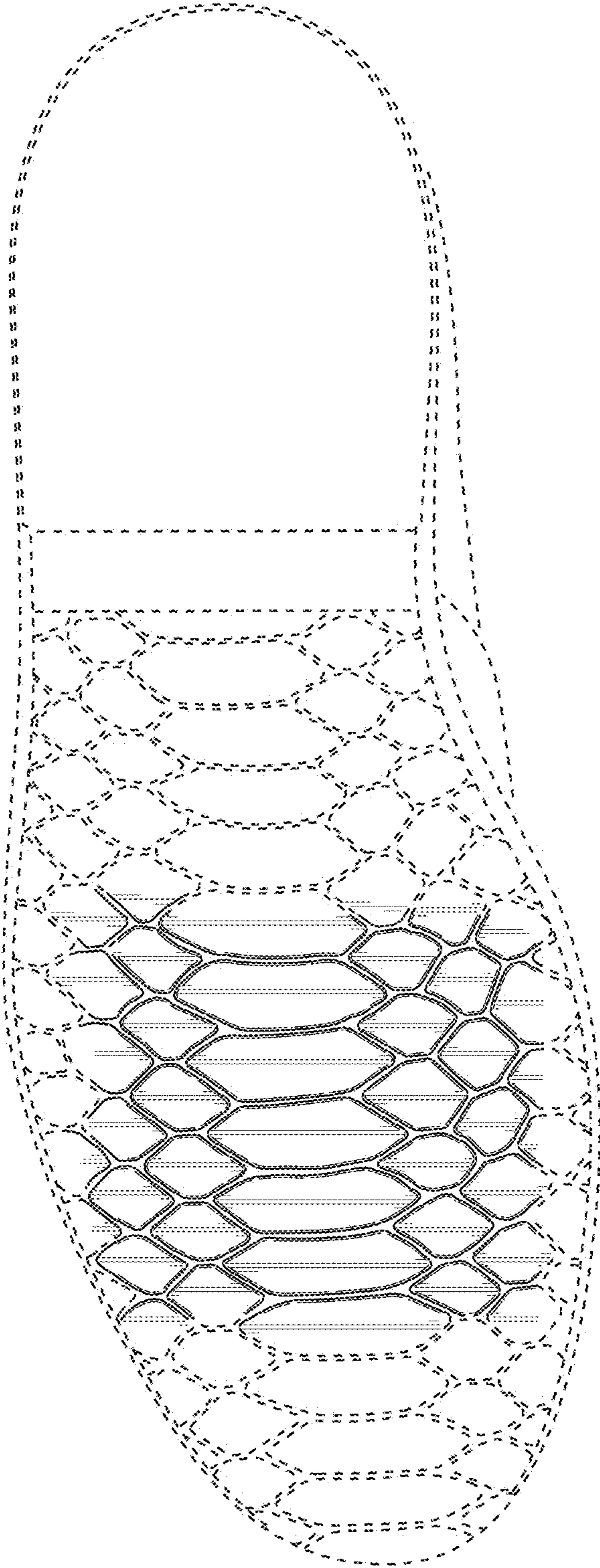


FIG. 6