



US00D732810S

(12) **United States Design Patent**
Healy et al.

(10) **Patent No.:** **US D732,810 S**
(45) **Date of Patent:** **** Jun. 30, 2015**

(54) **FOOTWEAR OUTSOLE**

FOREIGN PATENT DOCUMENTS

(71) Applicant: **TBL Licensing LLC**, Wilmington, DE (US)

JP D1258687 12/2005

(72) Inventors: **John Healy**, Madbury, NH (US); **Kyle M. Jenkins**, Reading, MA (US); **Ashley James Brown**, Portsmouth, NH (US)

Taiwanese Examination Report for Application No. 103307220 dated Mar. 12, 2015.

(73) Assignee: **TBL Licensing LLC**, Wilmington, DE (US)

Primary Examiner — T. Chase Nelson
(74) *Attorney, Agent, or Firm* — Lerner, David, Littenberg, Krumholz & Mentlik, LLP

(**) Term: **14 Years**

(21) Appl. No.: **29/462,794**

(57) **CLAIM**

The ornamental design for a footwear outsole, as shown and described.

(22) Filed: **Aug. 8, 2013**

(51) **LOC (10) Cl.** **02-04**

(52) **U.S. Cl.**

USPC **D2/957**; D2/951; D2/960

(58) **Field of Classification Search**

USPC D2/902, 906, 908, 916, 918, 925, D2/946-962, 977; 36/3 B, 22 R, 24.5, 25 R, 36/28, 32 R, 34 R, 59 C, 67 A, 103

See application file for complete search history.

DESCRIPTION

FIG. 1 is a bottom perspective view of a footwear outsole in accordance with a first embodiment of the ornamental design; FIG. 2 is a left side elevational view of the footwear outsole of the first embodiment; FIG. 3 is a right side elevational view of the footwear outsole of the first embodiment; FIG. 4 is a bottom plan view of the footwear outsole of the first embodiment; FIG. 5 is a bottom perspective view of a footwear outsole in accordance with a second embodiment of the ornamental design; FIG. 6 is a left side elevational view of the footwear outsole of the second embodiment; FIG. 7 is a right side elevational view of the footwear outsole of the second embodiment; and, FIG. 8 is a bottom plan view of the footwear outsole of the second embodiment.

Broken lines are environmental only and form no part of the claimed design. Broken lines adjacent shaded areas of the design represent the bounds of the claimed design and are not themselves a part of the claimed design.


(56) **References Cited**

U.S. PATENT DOCUMENTS

4,676,010	A	*	6/1987	Cheskin	36/32 R
D323,740	S	*	2/1992	Mitsui	D2/959
D331,489	S	*	12/1992	Takaoka	D2/960
D331,494	S	*	12/1992	Tonkel et al.	D2/954
D347,936	S	*	6/1994	Takaoka	D2/960
D349,393	S	*	8/1994	Mishan	D2/961
D360,065	S	*	7/1995	Werman	D2/953
D360,292	S	*	7/1995	Murray	D2/951
D377,109	S	*	1/1997	Manfredi	D2/957
D382,692	S	*	8/1997	Carlson	D2/960
D446,000	S	*	8/2001	Price	D2/907
D453,065	S	*	1/2002	Roulo	D2/957
D454,679	S	*	3/2002	Del Biondi	D2/952
D470,998	S	*	3/2003	Adreliunas et al.	D2/953
D520,721	S	*	5/2006	White et al.	D2/957

(Continued)

1 Claim, 8 Drawing Sheets



(56)

References Cited

U.S. PATENT DOCUMENTS

D530,891 S *	10/2006	Matis et al.	D2/953	D600,895 S *	9/2009	Morgan	D2/957
D537,611 S *	3/2007	Matis et al.	D2/953	D634,536 S *	3/2011	Lee et al.	D2/977
D544,183 S *	6/2007	Hull	D2/955	D634,537 S *	3/2011	Lee et al.	D2/977
D544,701 S *	6/2007	Chen	D2/977	D639,540 S *	6/2011	Raysse	D2/951
D546,531 S *	7/2007	Bertholon	D2/953	D640,863 S *	7/2011	Raysse	D2/946
D556,982 S *	12/2007	Harper et al.	D2/947	D642,775 S *	8/2011	Raysse	D2/946
D566,937 S *	4/2008	St-Louis et al.	D2/956	D643,195 S *	8/2011	Yi	D2/957
D569,094 S *	5/2008	Morgan et al.	D2/977	D643,605 S *	8/2011	Raysse	D2/951
7,392,604 B2 *	7/2008	Greene et al.	36/97	D650,567 S *	12/2011	Badegruber	D2/956
D580,143 S *	11/2008	Schoenborn et al.	D2/956	D679,485 S *	4/2013	Raysse	D2/947
D588,791 S *	3/2009	Nelson	D2/957	D683,529 S *	6/2013	Marshall	D2/958
D593,290 S *	6/2009	Chen	D2/953	D685,167 S *	7/2013	Hatfield et al.	D2/947
7,540,100 B2 *	6/2009	Pawlus et al.	36/76 R	D688,035 S *	8/2013	Recchi et al.	D2/957
				2004/0168350 A1 *	9/2004	Mathieu et al.	36/25 R
				2006/0130364 A1 *	6/2006	Greene et al.	36/28
				2011/0061268 A1 *	3/2011	Park et al.	36/25 R

* cited by examiner

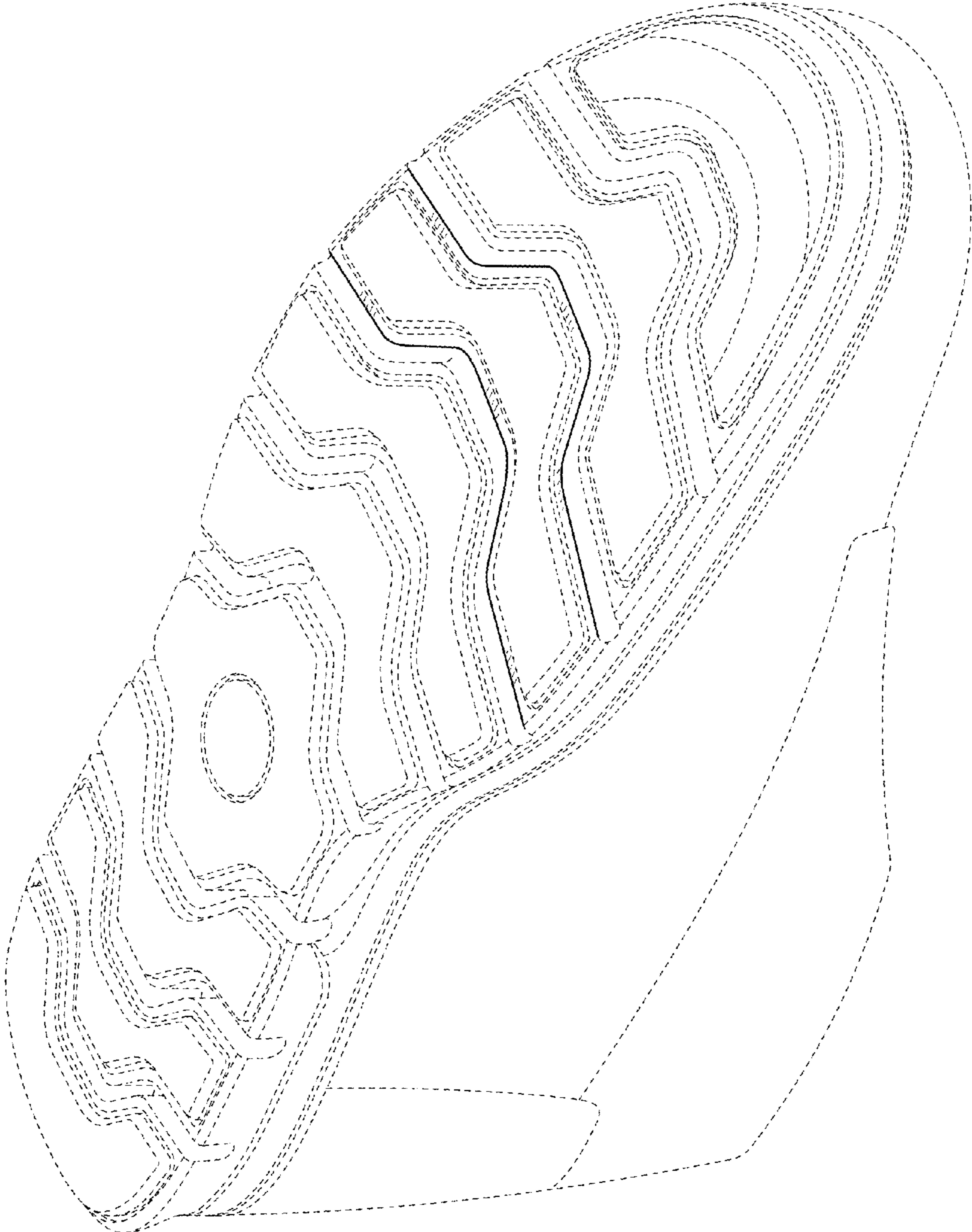


FIG. 1

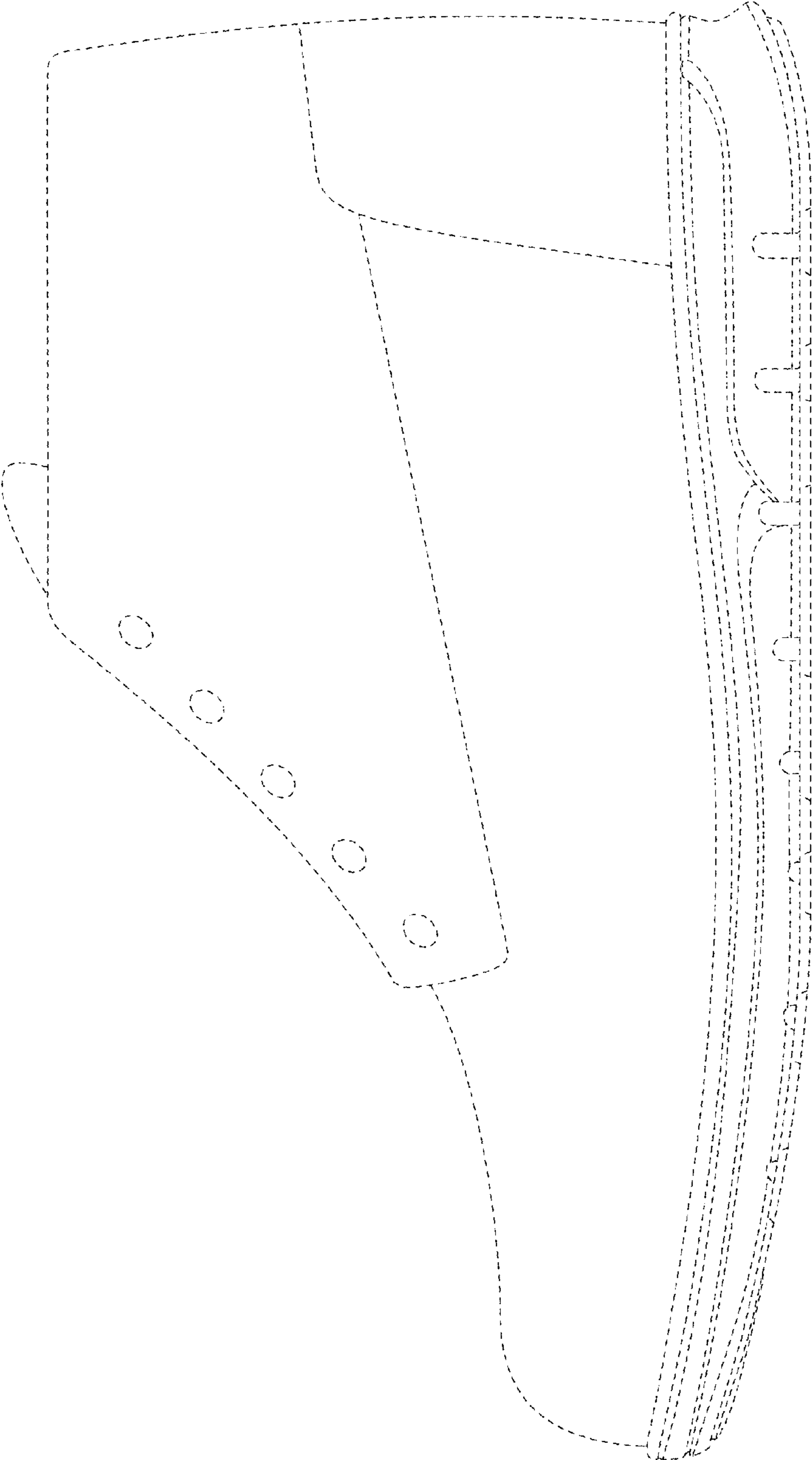


FIG. 2

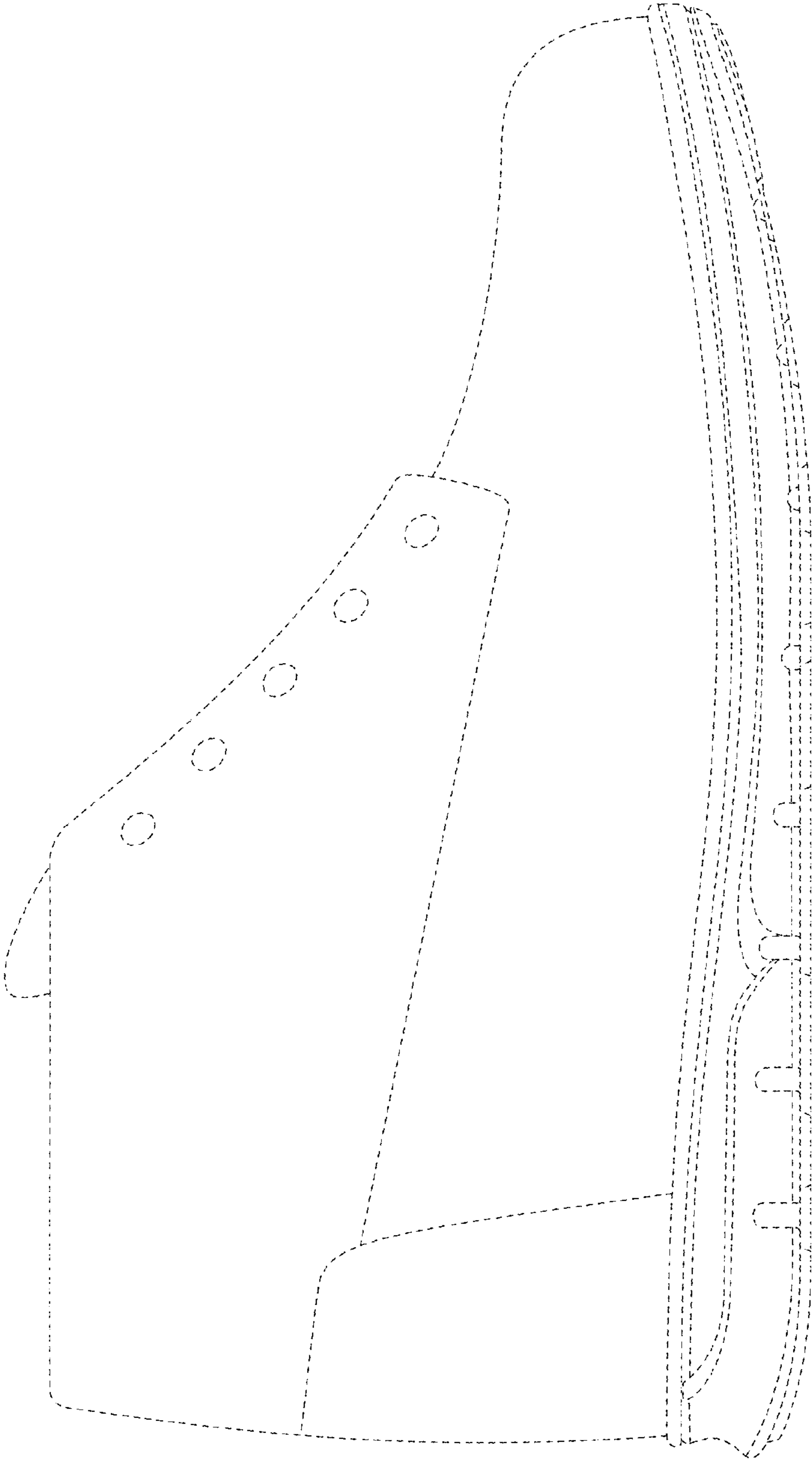


FIG. 3

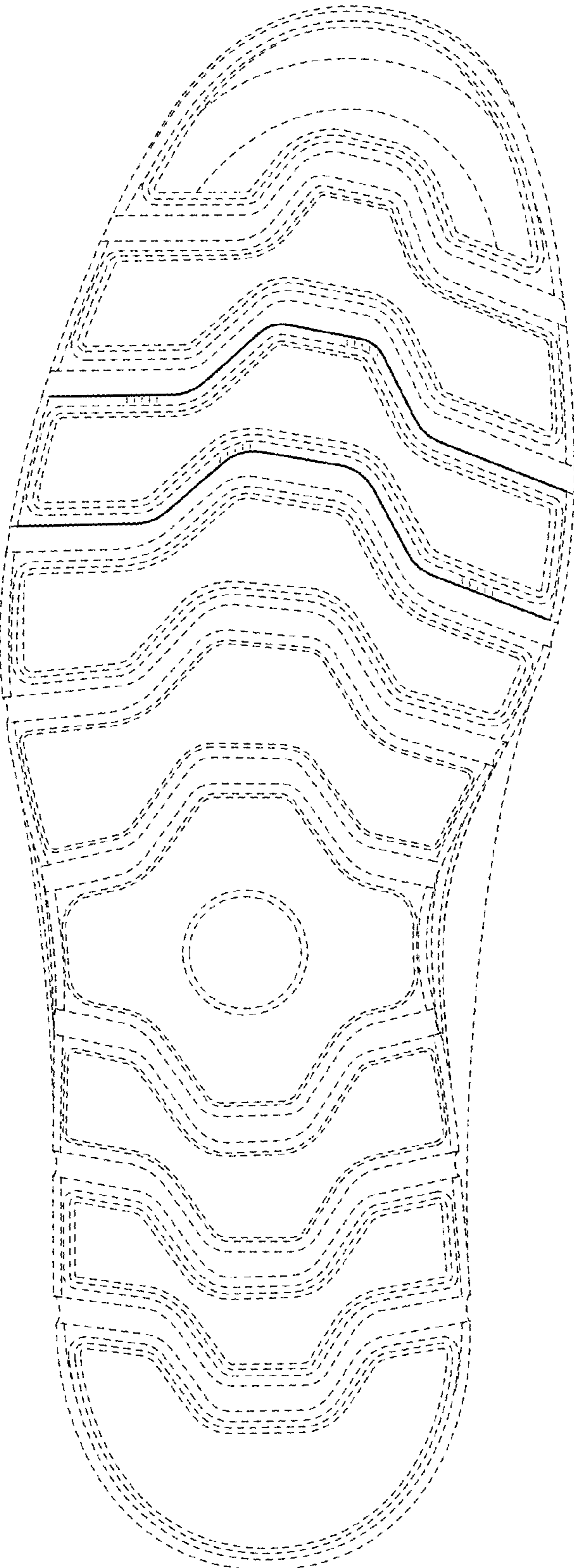


FIG. 4

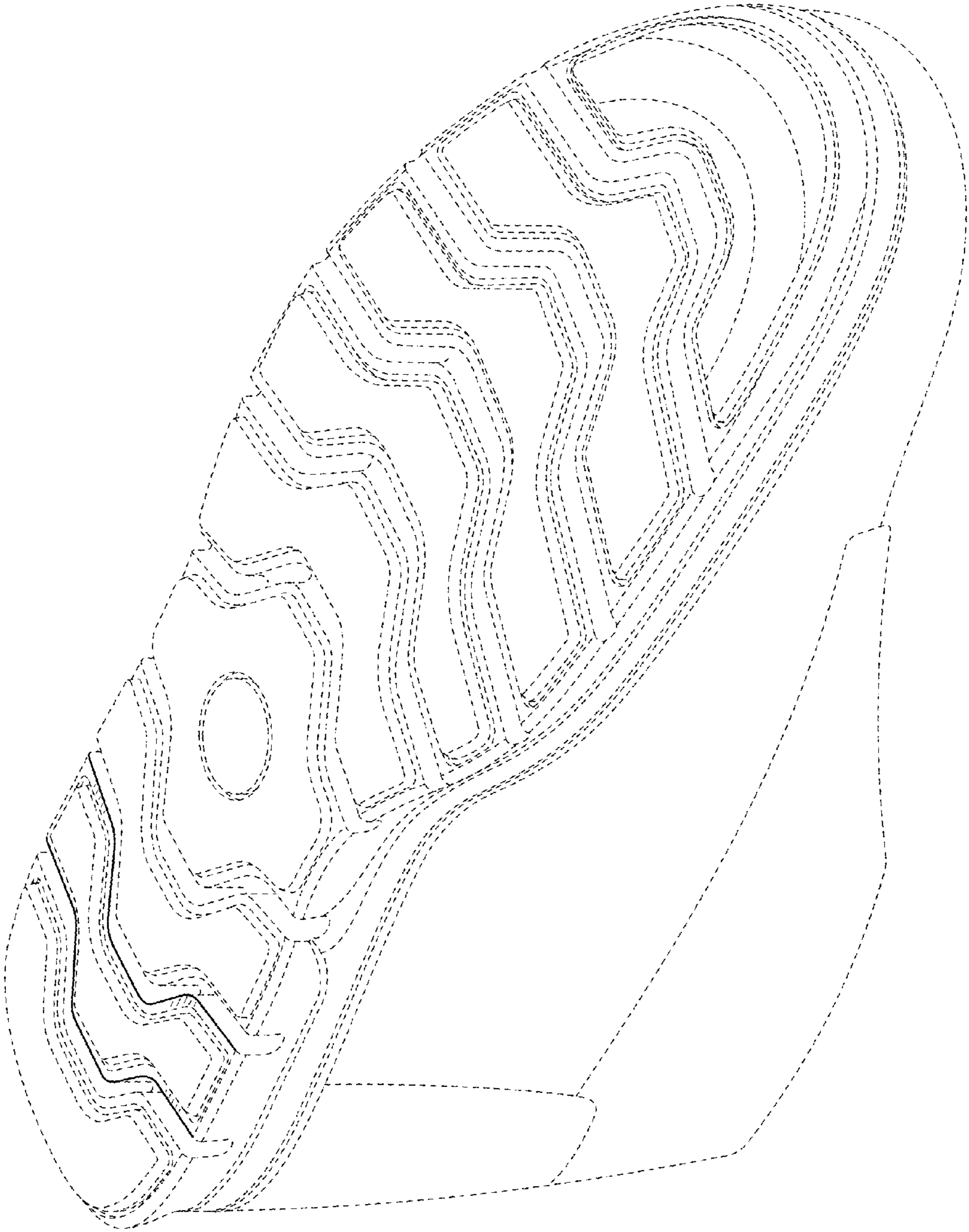


FIG. 5

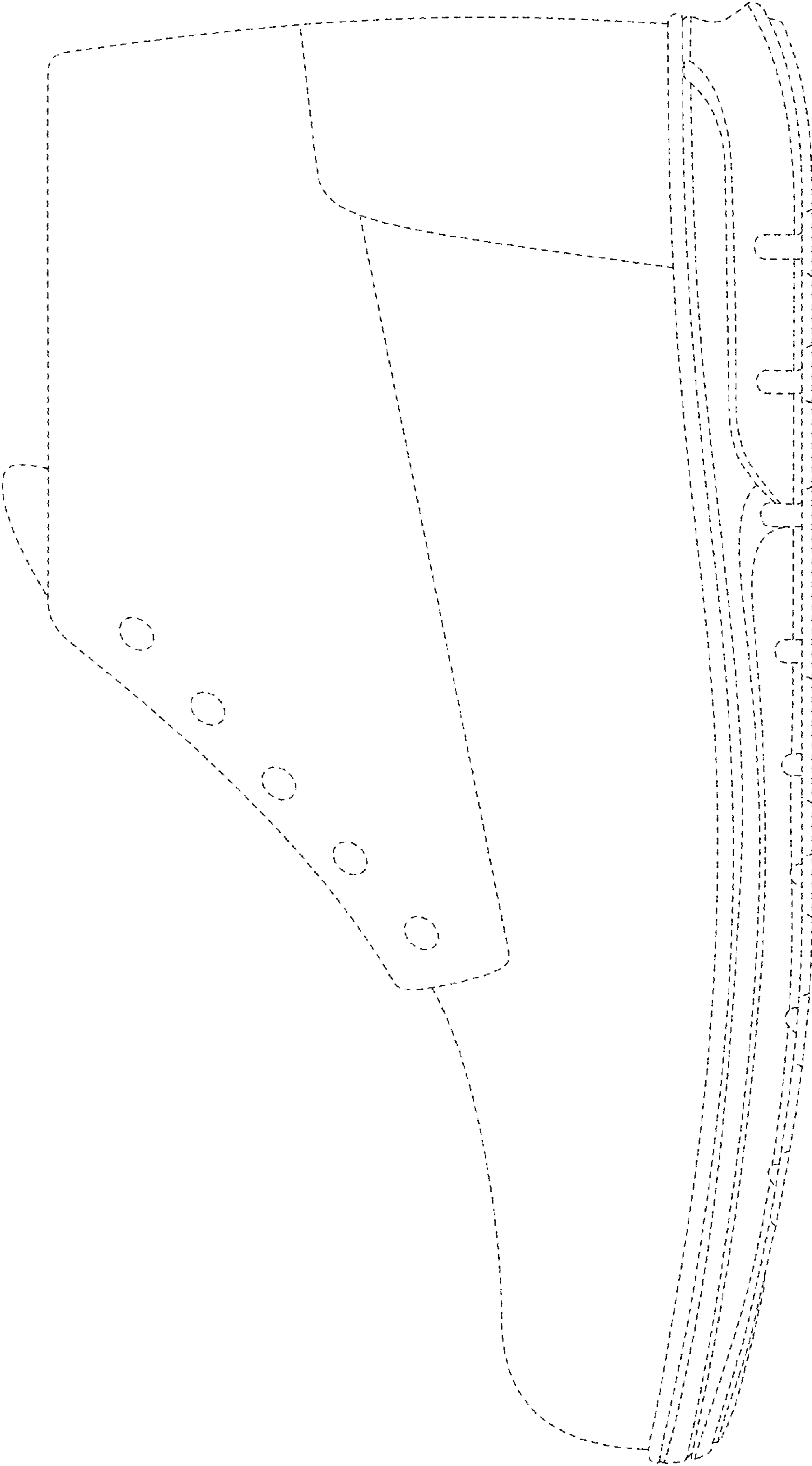


FIG. 6

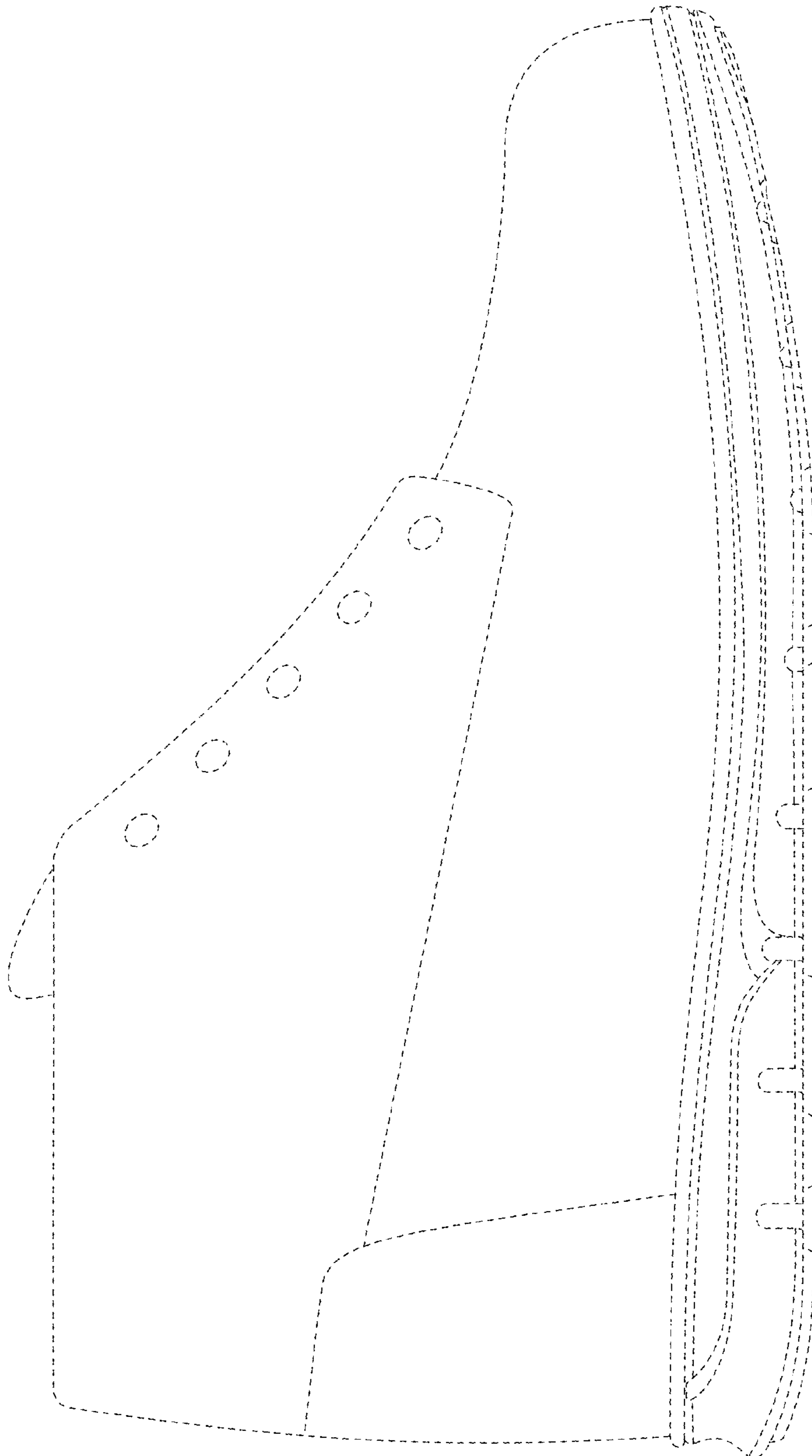


FIG. 7

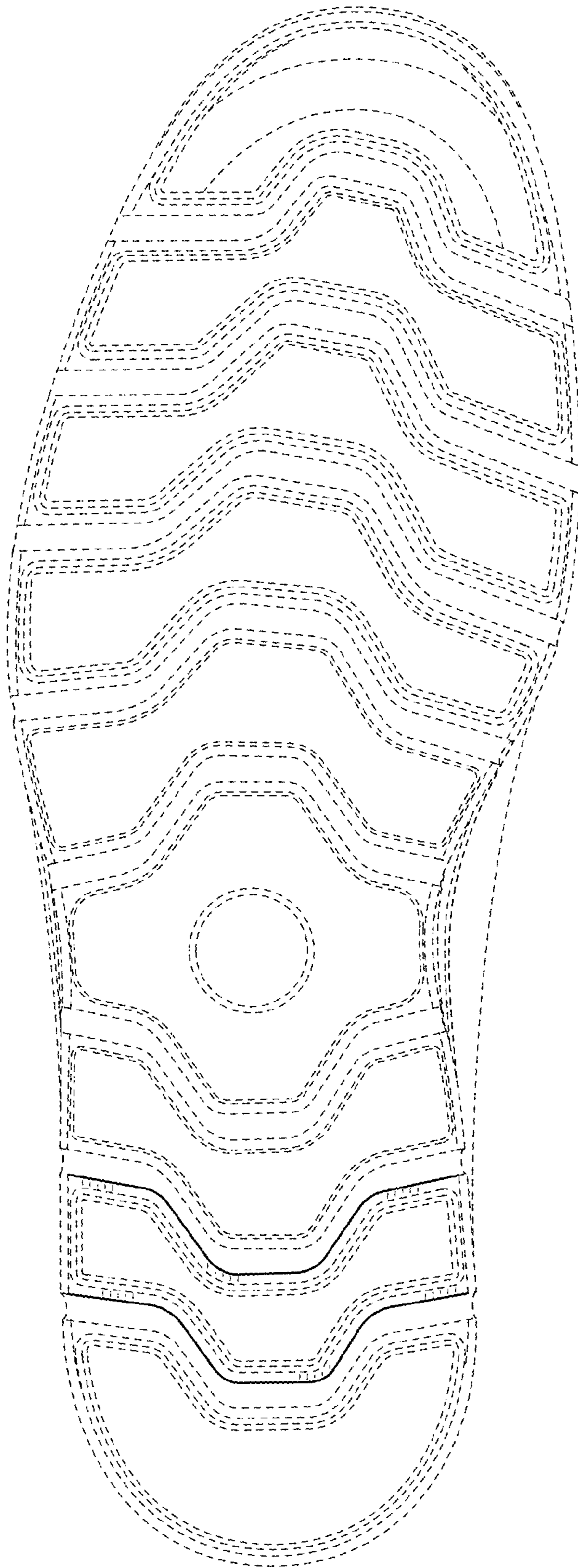


FIG. 8