



US00D732804S

(12) **United States Design Patent**
Fongher et al.

(10) **Patent No.:** **US D732,804 S**

(45) **Date of Patent:** **** Jun. 30, 2015**

(54) **FOOTWEAR**

(71) Applicant: **CROCS, INC.**, Niwot, CO (US)

(72) Inventors: **Federico Fongher**, Villatora di Saonara (IT); **Stefano Del Biondi**, Padua (IT)

(73) Assignee: **Crocs, Inc.**, Niwot, CO (US)

(**) Term: **14 Years**

(21) Appl. No.: **29/433,418**

(22) Filed: **Sep. 28, 2012**

(51) **LOC (10) Cl.** **02-04**

(52) **U.S. Cl.**
USPC **D2/907**

(58) **Field of Classification Search**
USPC D2/896, 902, 907, 908, 923, 925, 929,
D2/939, 942, 943, 944, 945, 950, 951, 953,
D2/960; 36/113, 114, 126-131, 25 R, 32 R,
36/34 R, 45

See application file for complete search history.

(56) **References Cited**

U.S. PATENT DOCUMENTS

| | | | | | |
|-----------|---|---|---------|--------------|--------|
| 3,568,339 | A | * | 3/1971 | Masao et al. | 36/87 |
| D237,426 | S | * | 11/1975 | Thornberry | D2/907 |
| D237,427 | S | * | 11/1975 | Robinson | D2/907 |
| D265,015 | S | * | 6/1982 | Higgins | D2/907 |
| D326,763 | S | * | 6/1992 | Holbrook | D2/907 |

| | | | | | |
|----------|---|---|--------|-------------------------|--------|
| D487,335 | S | * | 3/2004 | Robbins | D2/969 |
| D523,615 | S | * | 6/2006 | Burg | D2/969 |
| D624,288 | S | * | 9/2010 | Choi | D2/896 |
| D632,465 | S | | 2/2011 | Del Biondi et al. | |
| D651,387 | S | * | 1/2012 | Van Zyll De Jong et al. | D2/969 |
| D651,388 | S | * | 1/2012 | Van Zyll De Jong et al. | D2/969 |
| D651,390 | S | * | 1/2012 | Van Zyll De Jong et al. | D2/969 |
| D659,953 | S | * | 5/2012 | Van Zyll De Jong et al. | D2/907 |
| D662,301 | S | * | 6/2012 | Raysse | D2/969 |
| D675,418 | S | * | 2/2013 | Van Zyll De Jong et al. | D2/969 |
| D677,865 | S | * | 3/2013 | Van Zyll De Jong et al. | D2/945 |

* cited by examiner

Primary Examiner — Elizabeth J Oswecki

(74) *Attorney, Agent, or Firm* — Wilmer Cutler Pickering Hale and Dorr LLP

(57) **CLAIM**

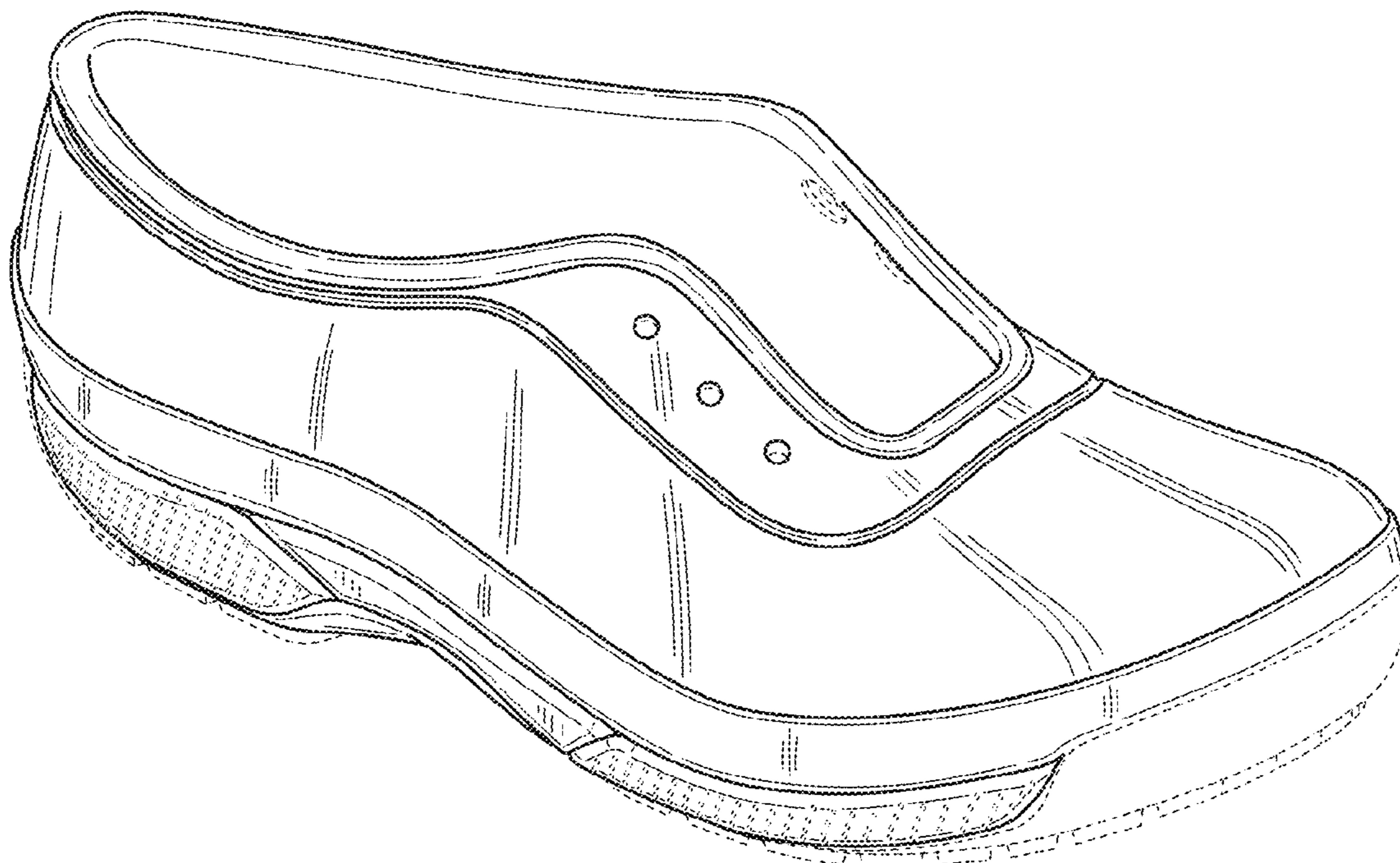
The ornamental design for footwear, as shown and described.

DESCRIPTION

FIG. 1 is a front perspective view of footwear showing our new design;
FIG. 2 is a front view thereof;
FIG. 3 is a back view thereof;
FIG. 4 is an inner side view thereof;
FIG. 5 is an outer side view thereof;
FIG. 6 is a top view thereof; and,
FIG. 7 is a bottom view thereof.

The broken lines shown in the drawings represent portions of footwear that form no part of the claimed design.

1 Claim, 7 Drawing Sheets



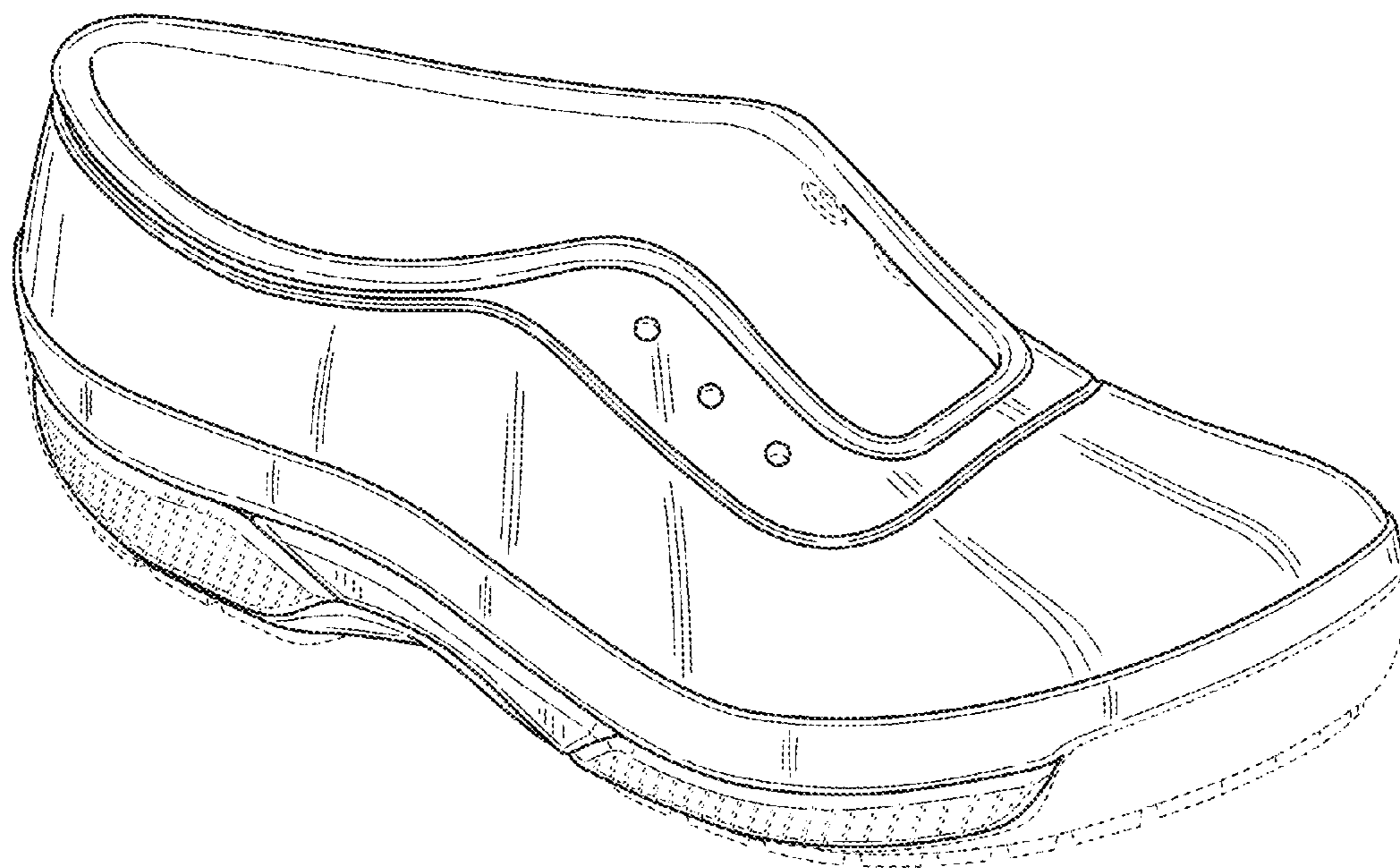


FIG. 1

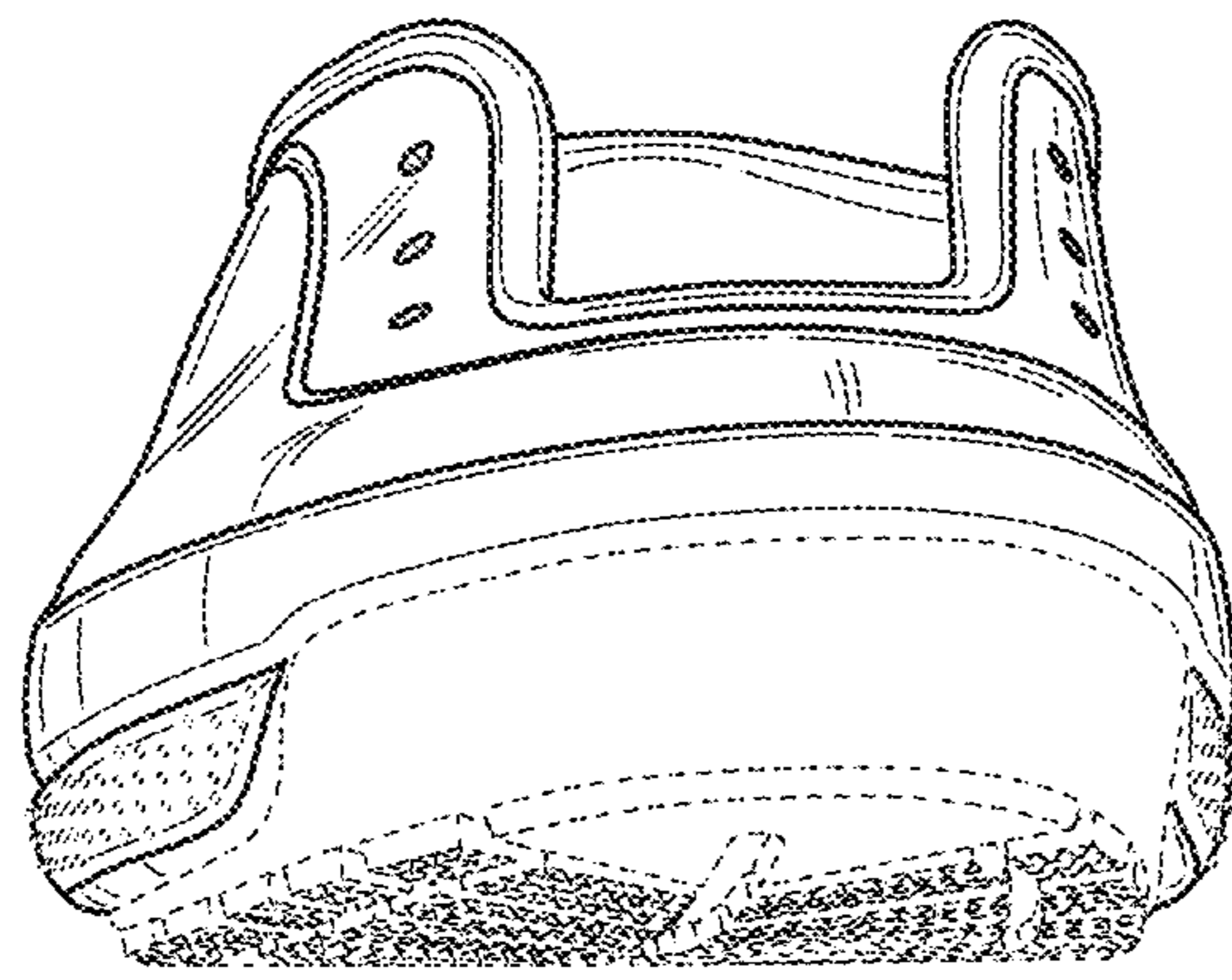


FIG.2

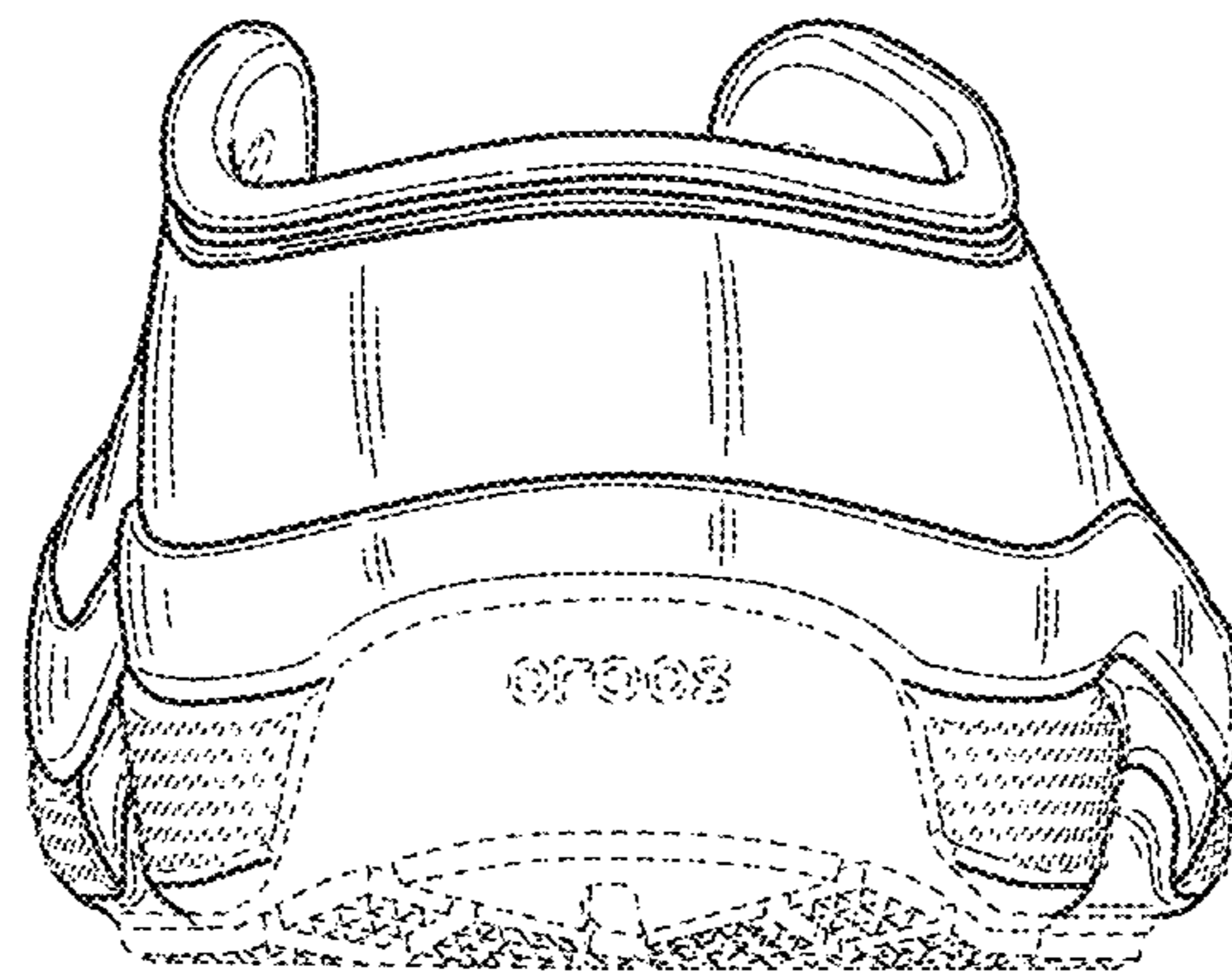


FIG.3

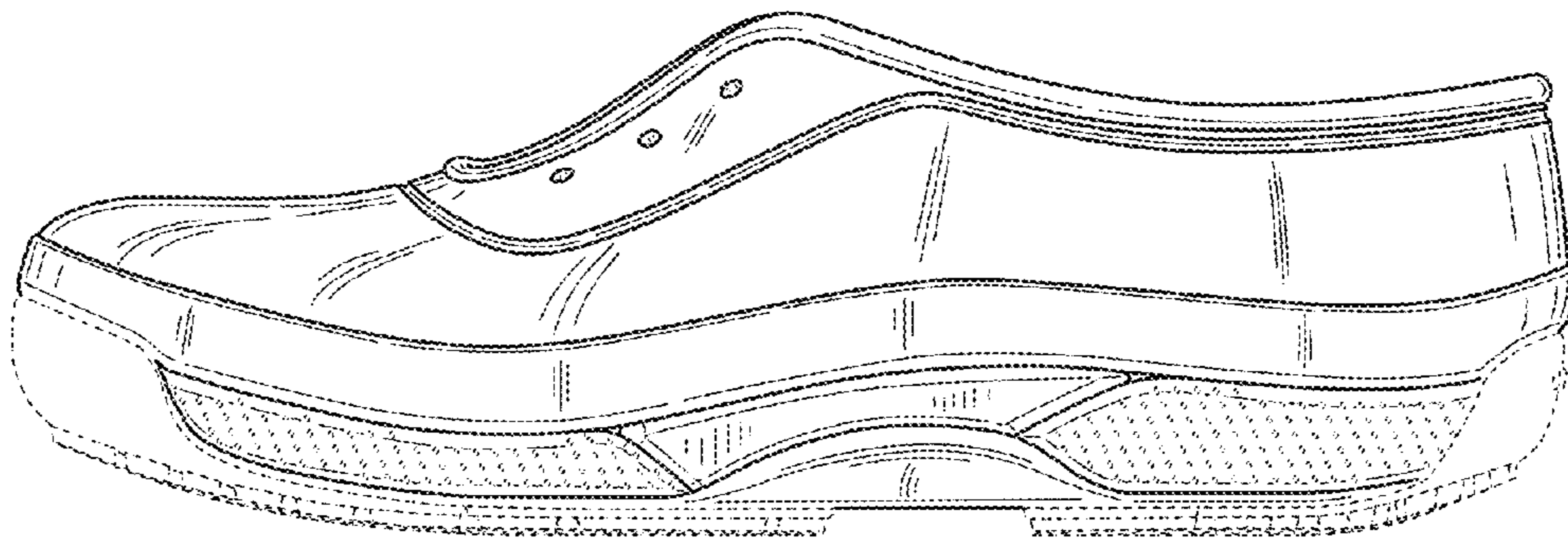


FIG. 4

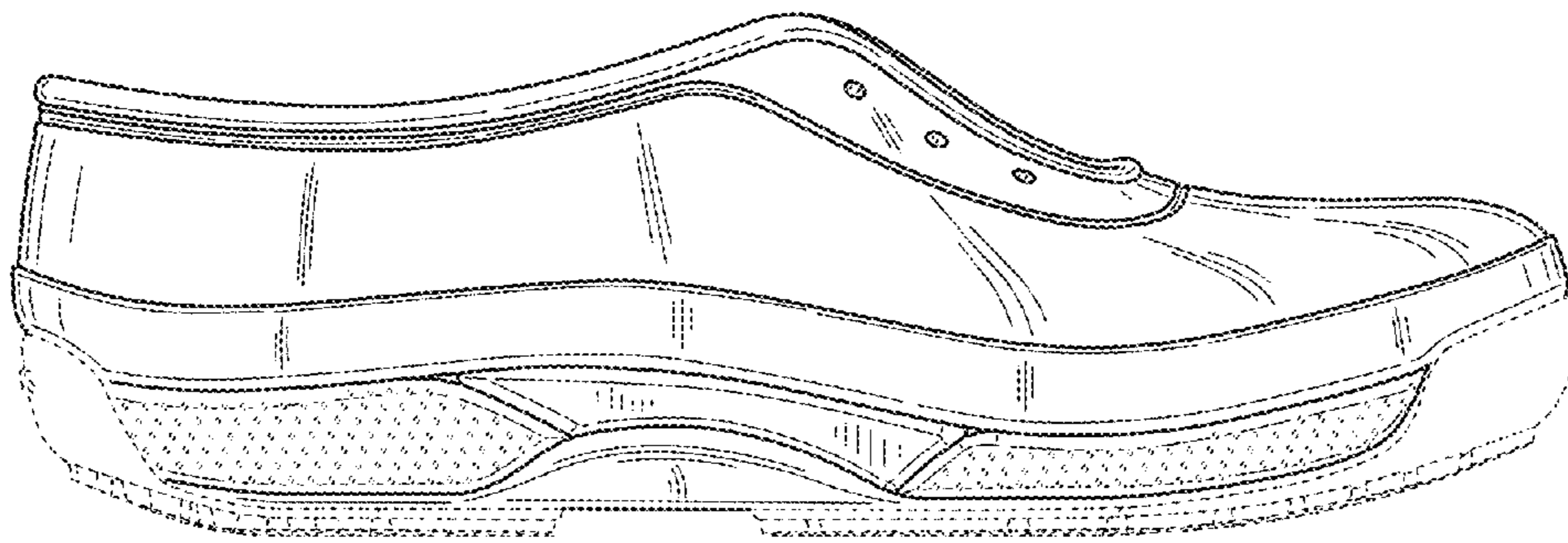


FIG. 5

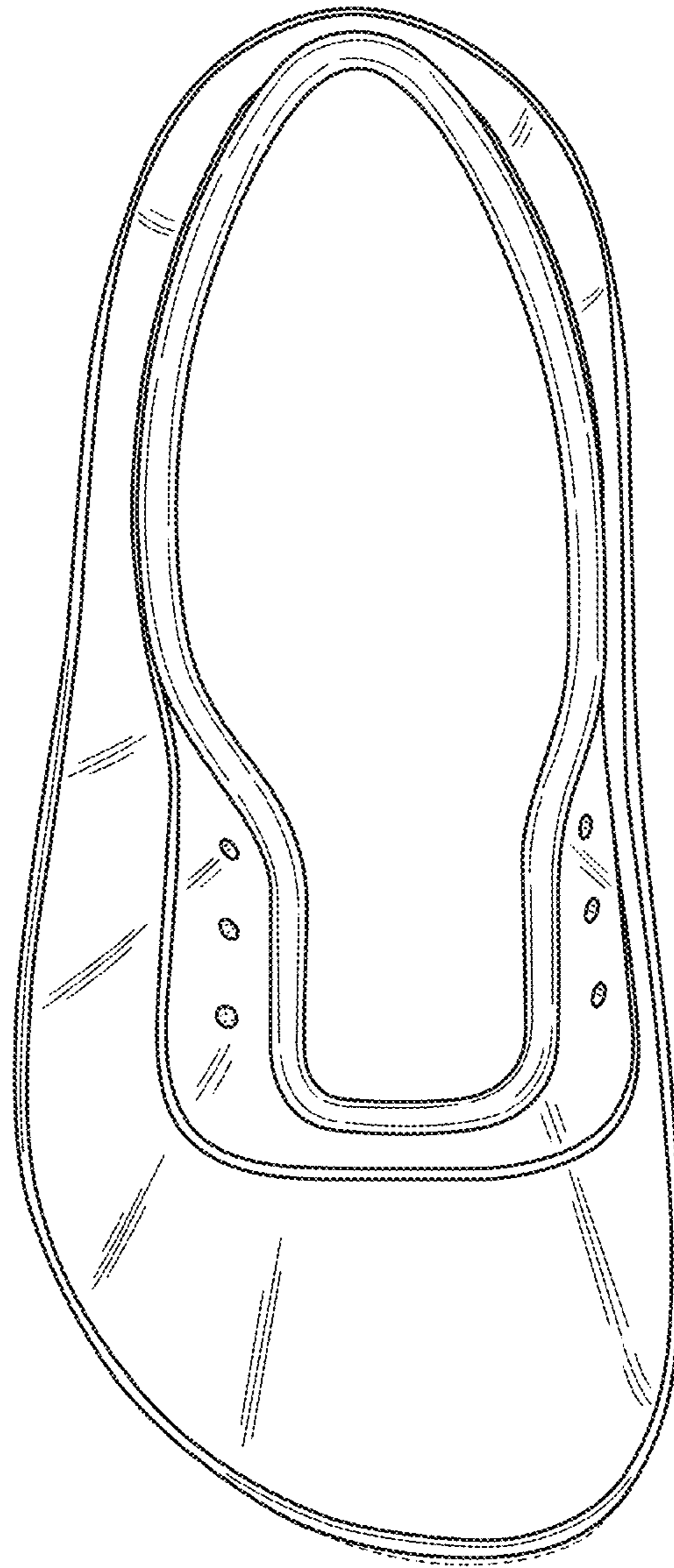


FIG.6

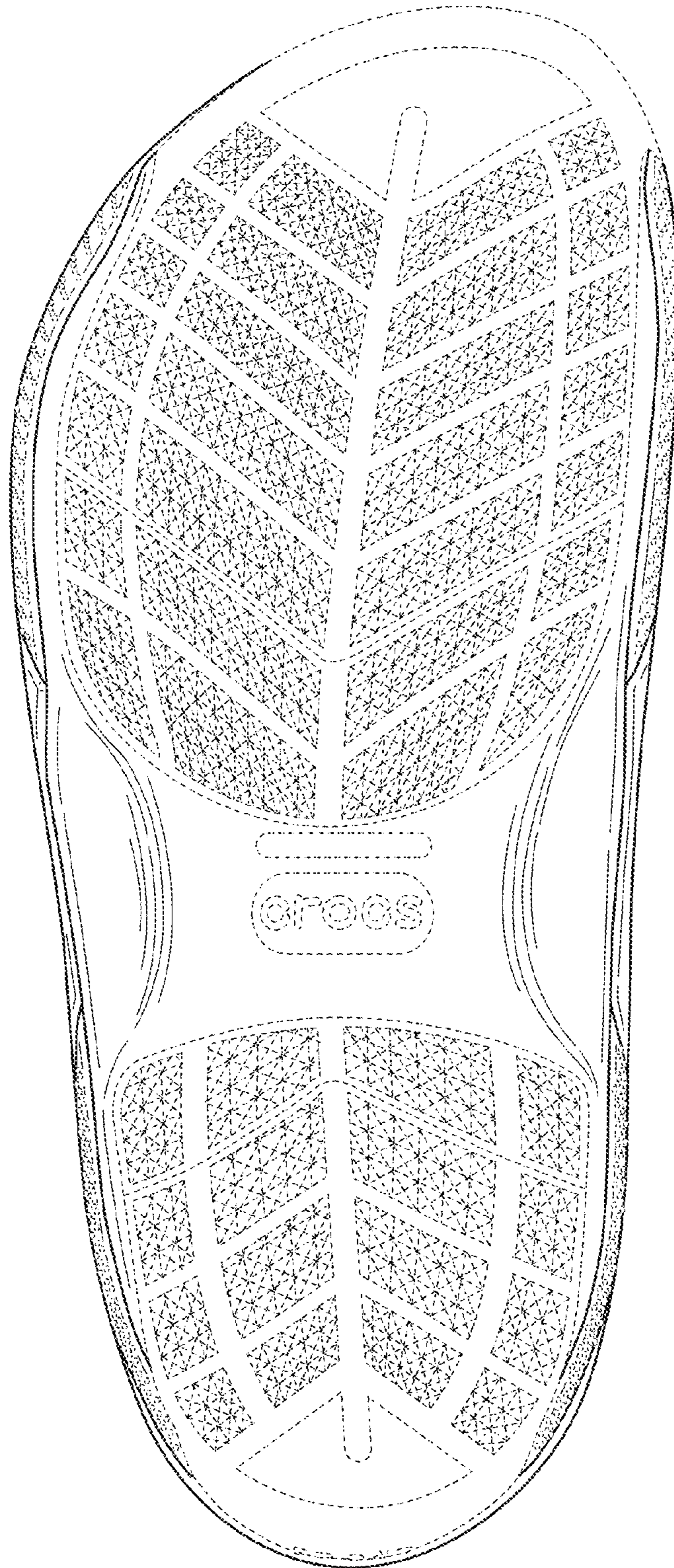


FIG. 7