



US00D732761S

(12) **United States Design Patent**
Roberson et al.

(10) **Patent No.:** **US D732,761 S**
(45) **Date of Patent:** **** Jun. 23, 2015**

- (54) **DISHWASHER DOOR**
- (71) Applicant: **BSH Home Appliances Corporation**,
Irvine, CA (US)
- (72) Inventors: **Lindsay Roberson**, Durham, NC (US);
Thomas Ott, Neubiberg (DE)
- (73) Assignee: **BSH Home Appliances Corporation**,
Irvine, CA (US)
- (**) Term: **14 Years**
- (21) Appl. No.: **29/483,268**
- (22) Filed: **Feb. 27, 2014**

5,365,959 A *	11/1994	Favaro	134/113
D493,582 S *	7/2004	Ott et al.	D32/3
D493,583 S *	7/2004	Kaczmarek	D32/3
D501,963 S *	2/2005	Kaczmarek	D32/3
D519,689 S *	4/2006	Ott et al.	D32/3
D544,657 S *	6/2007	Jung et al.	D32/2
D627,938 S *	11/2010	Kim	D32/2

(Continued)

Primary Examiner — Robert Delehanty
(74) *Attorney, Agent, or Firm* — James E. Howard; Andre Pallapies

(57) **CLAIM**
The ornamental design for a dishwasher door, as shown and described.

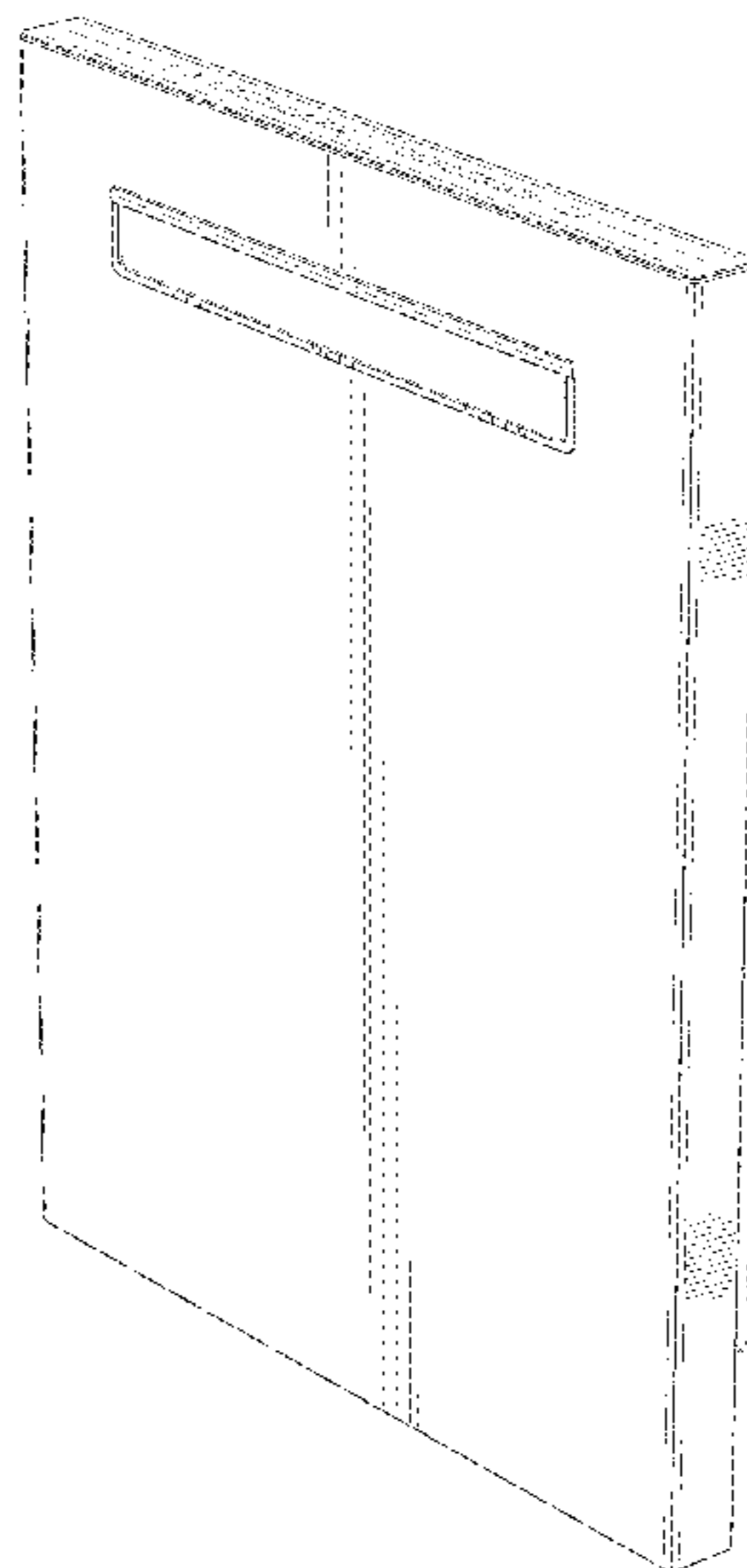
DESCRIPTION

- Related U.S. Application Data**
- (62) Division of application No. 29/468,763, filed on Oct. 3, 2013, now Pat. No. Des. 706,997, which is a division of application No. 29/460,929, filed on Jul. 17, 2013, now Pat. No. Des. 698,506, which is a division of application No. 29/451,489, filed on Apr. 3, 2013, now Pat. No. Des. 692,628, which is a division of application No. 29/424,165, filed on Jun. 8, 2012, now Pat. No. Des. 684,734, which is a division of application No. 29/397,798, filed on Jul. 21, 2011, now Pat. No. Des. 665,956.
- (51) **LOC (10) Cl.** **15-05**
- (52) **U.S. Cl.**
USPC **D32/3**
- (58) **Field of Classification Search**
USPC D32/1-3, 25, 28; 312/31, 109, 228;
134/56 D, 57 D, 58 D, 58 DL, 201;
D7/340, 348-350, 405
See application file for complete search history.

FIG. 1 is a front perspective view, from the top, of a dishwasher door as according to a first embodiment showing our new ornamental design;
 FIG. 2 is a front view thereof;
 FIG. 3 is a top view thereof;
 FIG. 4 is a left side view thereof, with the right hand side view thereof being a mirror image thereof;
 FIG. 5 is a front perspective view thereof from the bottom;
 FIG. 6 is a front perspective view, from the top, of a dishwasher door as according to a second embodiment showing our new ornamental design;
 FIG. 7 is a front view thereof;
 FIG. 8 is a top view thereof;
 FIG. 9 is a left side view thereof, with the right hand side view thereof being a mirror image thereof; and,
 FIG. 10 is a front perspective view thereof from the bottom.
 The broken lines of the dishwasher, dishwasher compartment and/or components thereof show surrounding structure or environment and do not form part of the claimed design.
 The bottom, front and rear parts of the dishwasher door, and the bottom, front, rear and top of the dishwasher compartment are unornamented and form no part of the claimed design.

- (56) **References Cited**
U.S. PATENT DOCUMENTS
D191,224 S * 8/1961 Fay D32/2

1 Claim, 8 Drawing Sheets



(56)

References Cited

U.S. PATENT DOCUMENTS

D658,828 S *	5/2012	Kim et al.	D32/2	D673,742 S *	1/2013	Eng et al.	D32/2
D665,956 S *	8/2012	Eng et al.	D32/2	D684,734 S *	6/2013	Eng et al.	D32/3
D665,957 S *	8/2012	Eng et al.	D32/2	D684,735 S *	6/2013	Eng et al.	D32/3
D668,402 S *	10/2012	Eng et al.	D32/3	D684,736 S *	6/2013	Eng et al.	D32/3
D668,403 S *	10/2012	Eng et al.	D32/3	D685,149 S *	6/2013	Eng et al.	D32/3
D668,404 S *	10/2012	Eng et al.	D32/3	D689,248 S *	9/2013	Eng	D32/3
D670,457 S *	11/2012	Eng	D32/3	D692,628 S *	10/2013	Eng et al.	D32/2
D672,101 S *	12/2012	Eng et al.	D32/3	D692,629 S *	10/2013	Eng et al.	D32/3
					D693,069 S *	11/2013	Grobleben et al.	D32/3
					D693,070 S *	11/2013	Eng et al.	D32/3

* cited by examiner

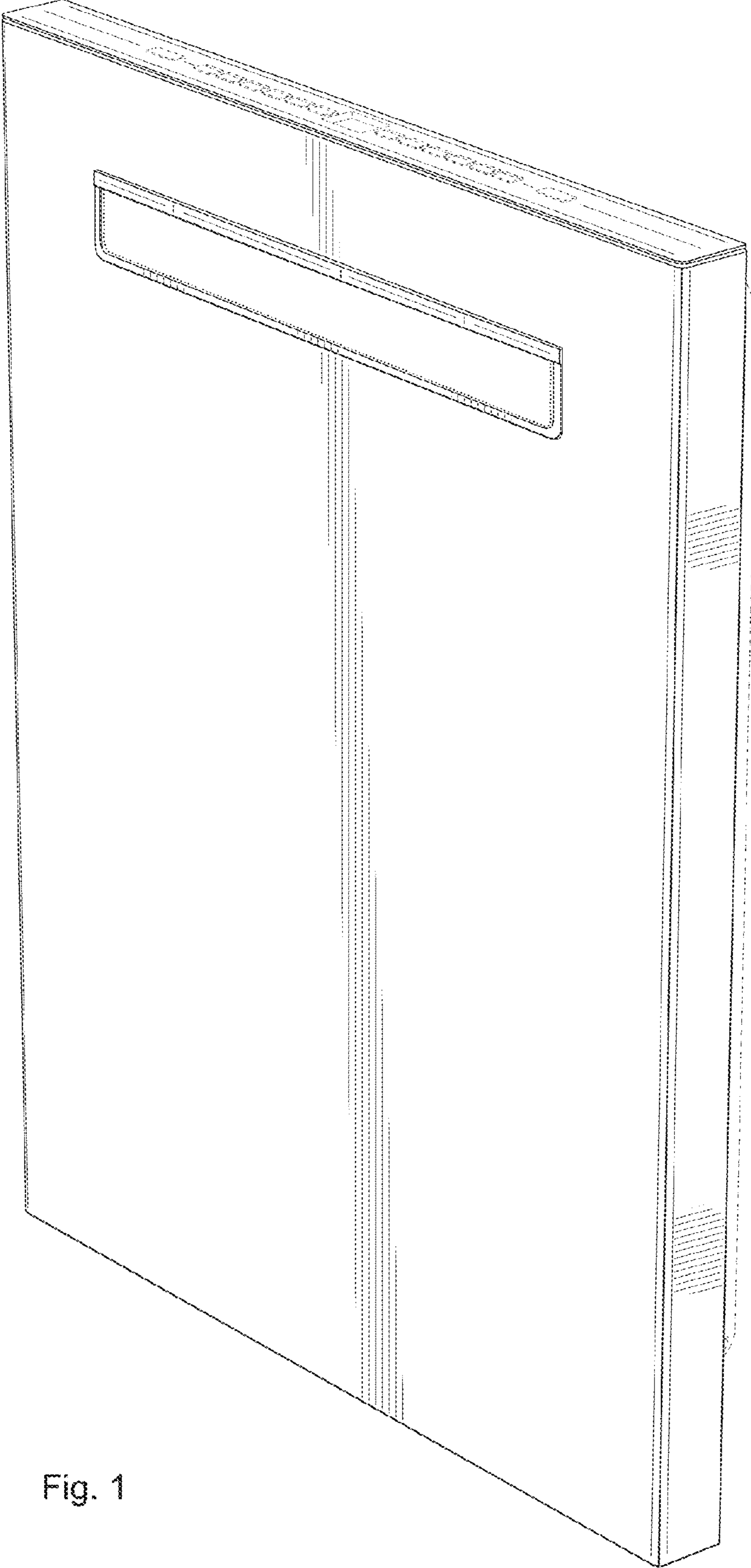


Fig. 1




Fig. 2

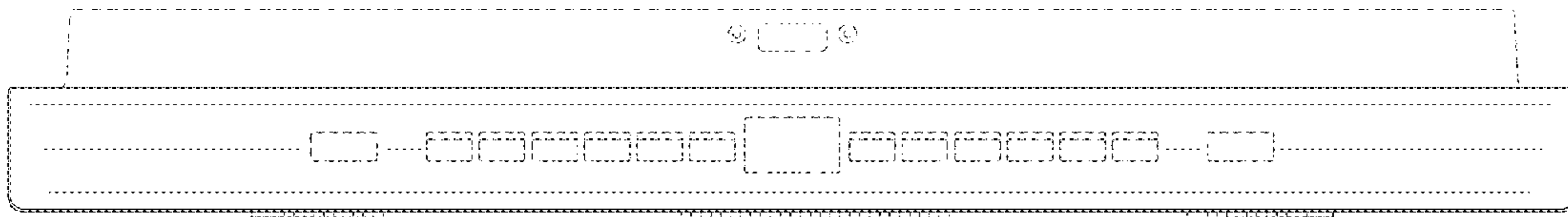


Fig. 3




Fig. 4

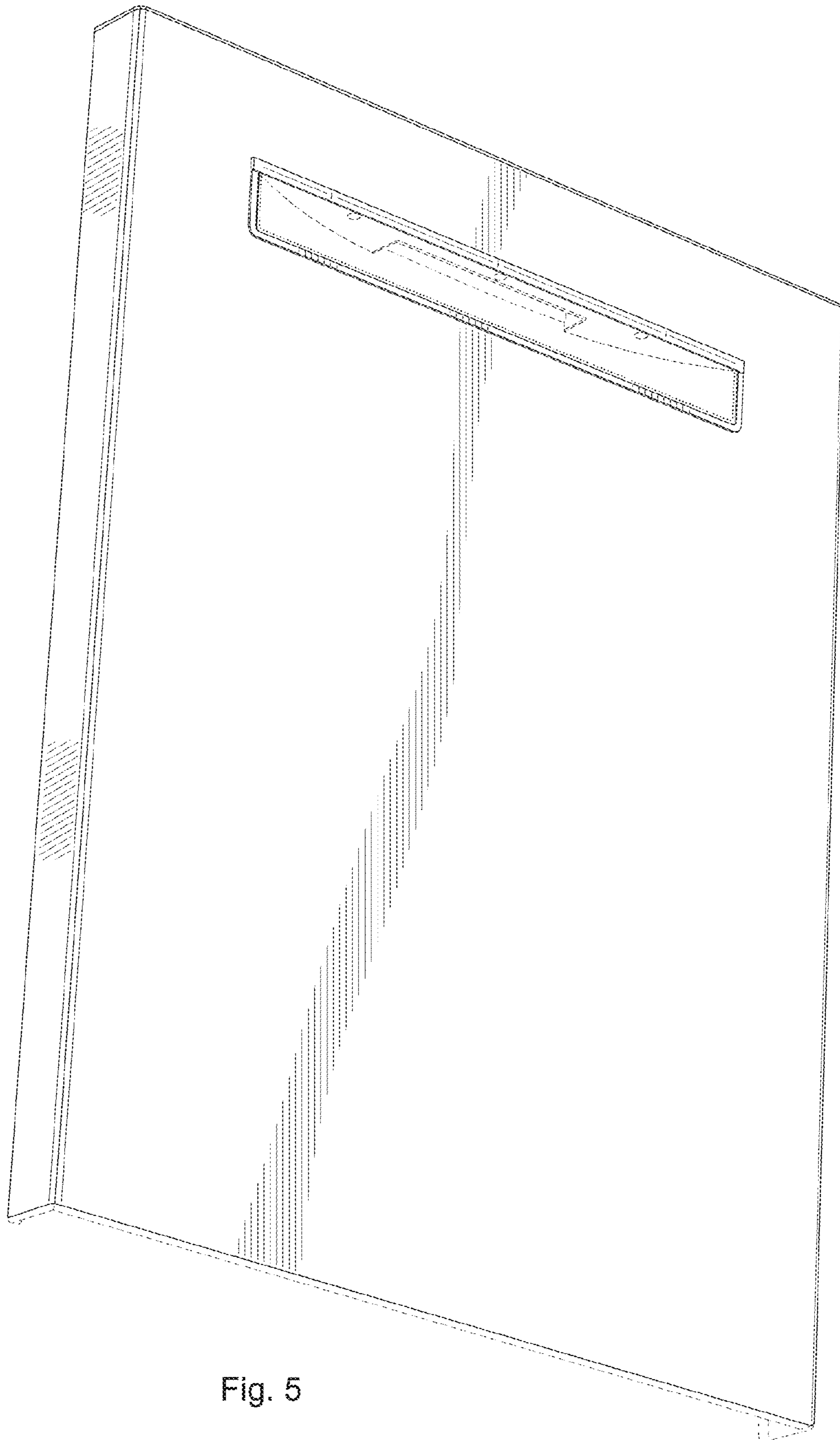


Fig. 5




Fig. 6




Fig. 7

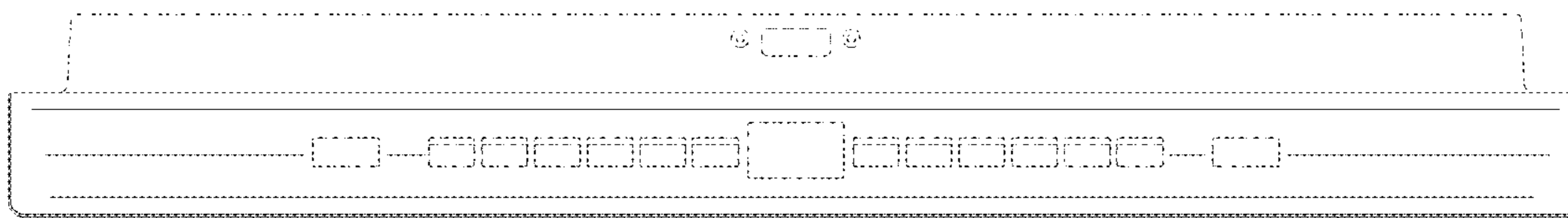


Fig. 8




Fig. 9




Fig. 10