



US00D732745S

(12) **United States Design Patent**
Stewart et al.

(10) **Patent No.:** **US D732,745 S**
(45) **Date of Patent:** **** Jun. 23, 2015**

- (54) **SPORT CUP**
- (71) Applicant: **Jockey International, Inc.**, Kenosha, WI (US)
- (72) Inventors: **Melissa Stewart**, Kenosha, WI (US); **Sean Radford**, Kenosha, WI (US); **John Sudul**, East Sussex (GB); **Chris Meadows**, East Sussex (GB)
- (73) Assignee: **Jockey International, Inc.**, Kenosha, WI (US)

4,257,414 A	3/1981	Gamm et al.	
4,453,541 A	6/1984	Castelli et al.	
D294,075 S *	2/1988	Bernstein	D2/711
D364,262 S *	11/1995	Magidson et al.	D2/711
5,479,942 A	1/1996	DiMatteo	
5,557,804 A	9/1996	Ovortrup et al.	
6,048,327 A	4/2000	Kieffer	
6,319,219 B1	11/2001	Landi	
D516,253 S *	2/2006	Wong	D29/101.5
7,004,921 B2	2/2006	Littell	
D528,702 S *	9/2006	Wong	D29/101.5
7,178,176 B1	2/2007	Cronenbold	
7,296,307 B2	11/2007	Atwater et al.	
D571,047 S *	6/2008	Kamradt	D29/101.5

(Continued)

(**) Term: **14 Years**

- (21) Appl. No.: **29/437,512**
- (22) Filed: **Nov. 16, 2012**
- (51) **LOC (10) Cl.** **29-02**
- (52) **U.S. Cl.**
USPC **D29/101.5**
- (58) **Field of Classification Search**
USPC D29/10, 11, 100, 101.5, 122; D2/711, D2/713; 128/95.1, 96.1, 98.1, 846, 891; 602/67, 72, 73, 96, 108, 114; 2/2, 455; 450/38, 228, 267, 403, 405; 623/7; 604/352, 353, 395
CPC A41D 13/05; A41D 13/0525; A63B 71/08
See application file for complete search history.

(56) **References Cited**

U.S. PATENT DOCUMENTS

795,067 A *	7/1905	Sargent	439/332
1,830,572 A	11/1931	Taylor	
2,283,684 A	5/1942	Matthews	
3,782,375 A	1/1974	Donars	
4,043,329 A	8/1977	DiMatteo	

OTHER PUBLICATIONS

Protective Sports Cups, available at least as early as Mar. 8, 2012.

Primary Examiner — Randall Gholson

(74) *Attorney, Agent, or Firm* — Michael Best & Friedrich LLP

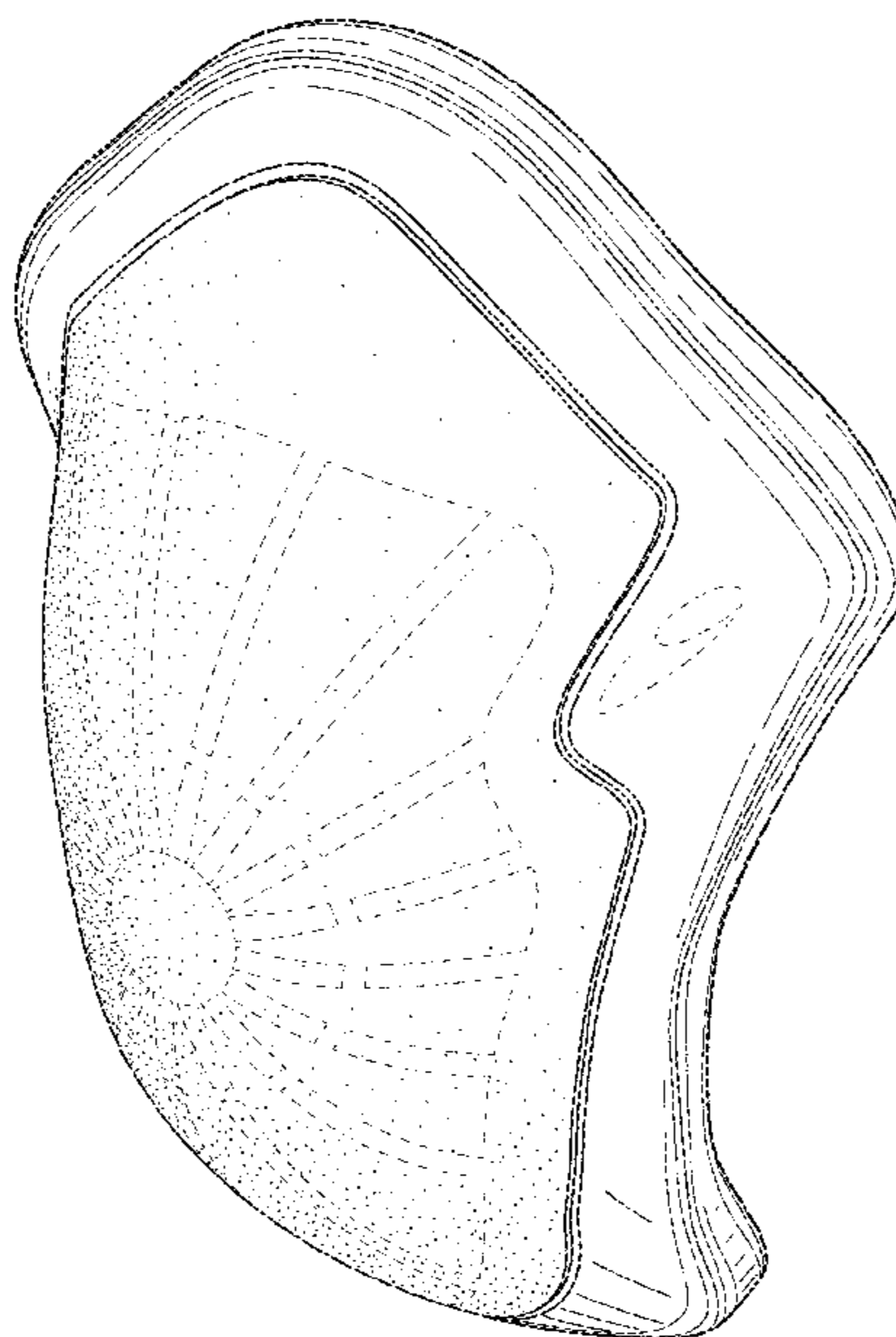
(57) **CLAIM**

The ornamental design for a sport cup, as shown and described.

DESCRIPTION

FIG. 1 is a front perspective view of a sport cup;
 FIG. 2 is a front view of the sport cup shown in FIG. 1;
 FIG. 3 is a rear view of the sport cup shown in FIG. 1;
 FIG. 4 is a right side view of the sport cup shown in FIG. 1;
 FIG. 5 is a left side view of the sport cup shown in FIG. 1;
 FIG. 6 is a top view of the sport cup shown in FIG. 1; and,
 FIG. 7 is a bottom view of the sport cup shown in FIG. 1.
 The broken lines depict portions of the sport cup that form no part of the claimed design.

1 Claim, 5 Drawing Sheets



(56)

References Cited

U.S. PATENT DOCUMENTS

D595,902 S *	7/2009	Wiens	D29/101.5	7,900,285 B2	3/2011	Steszyn et al.
7,670,309 B2	3/2010	Littell			8,245,327 B2 *	8/2012	Wilson, II
7,712,156 B2	5/2010	Raber			D670,436 S *	11/2012	Diamond et al.
7,757,307 B2	7/2010	Wong			2003/0163076 A1	8/2003	Lukens
7,757,310 B2	7/2010	Wong			2004/0024341 A1	2/2004	Jacobs
7,765,610 B2	8/2010	Lerma			2008/0058693 A1	3/2008	Lukens
D632,020 S *	2/2011	Onrot et al.	D29/120.1	2008/0201829 A1	8/2008	Wang
					2009/0241968 A1	10/2009	Murphy et al.
					2010/0275351 A1	11/2010	Wong

* cited by examiner

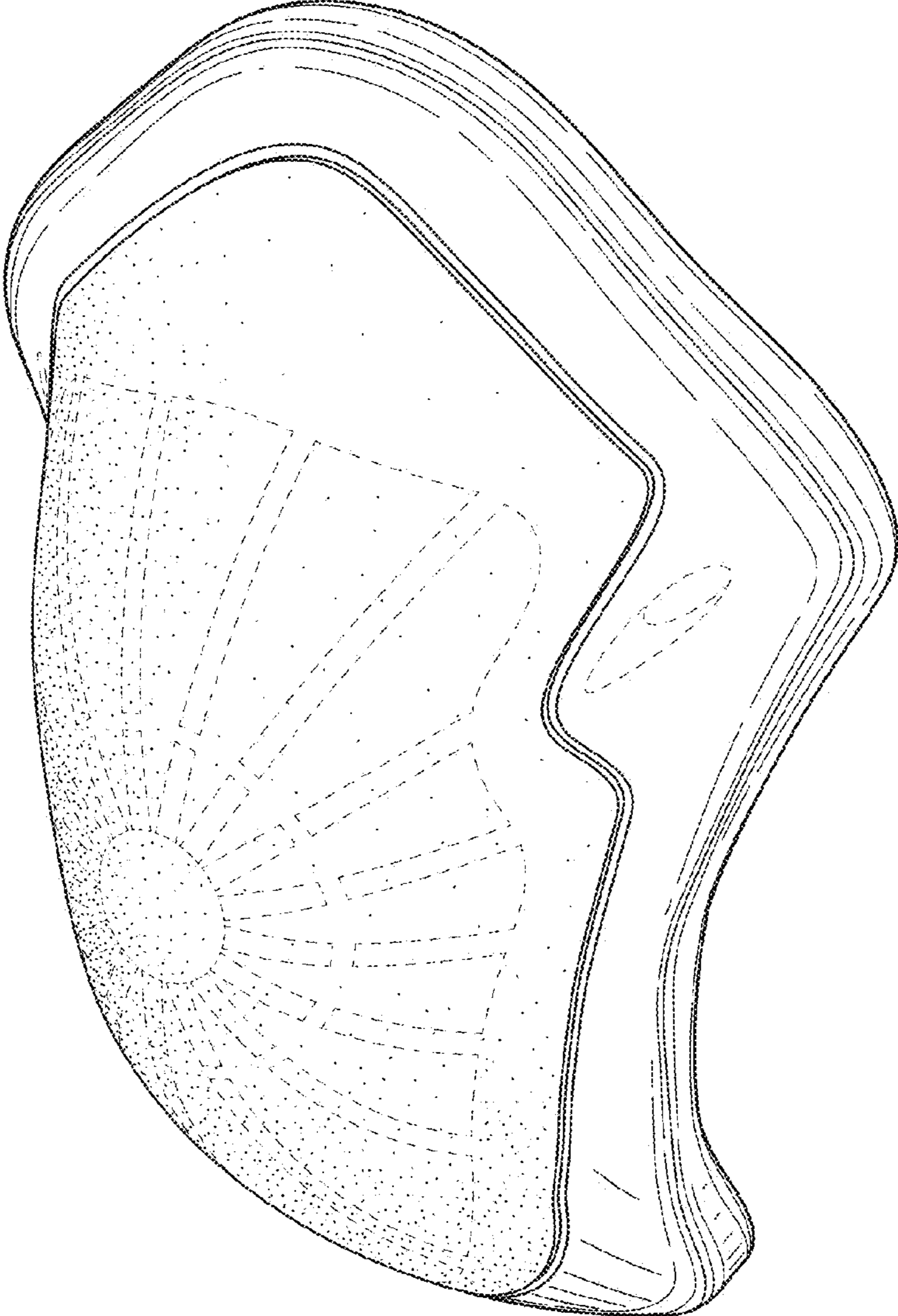


FIG. 1

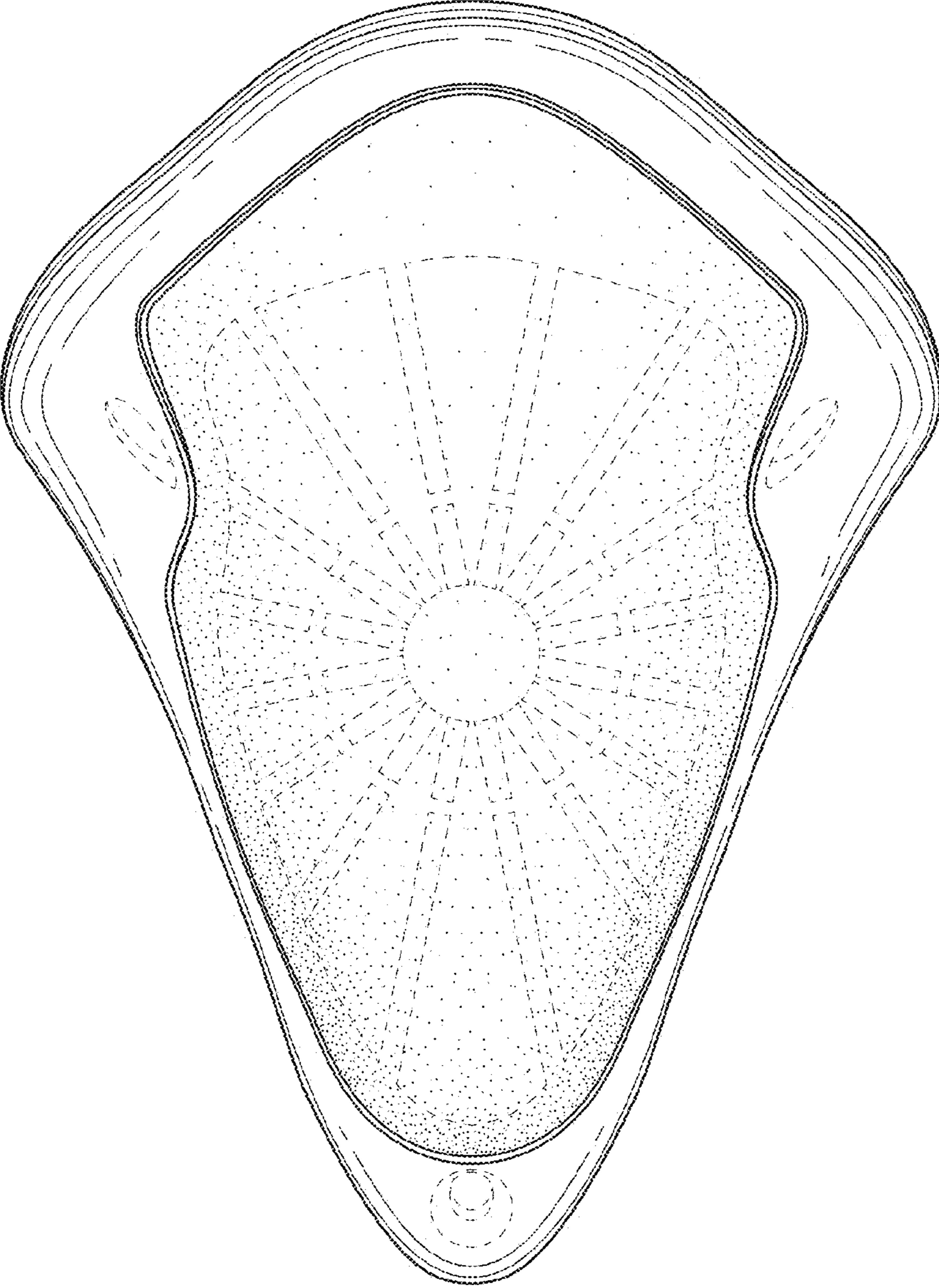


FIG. 2

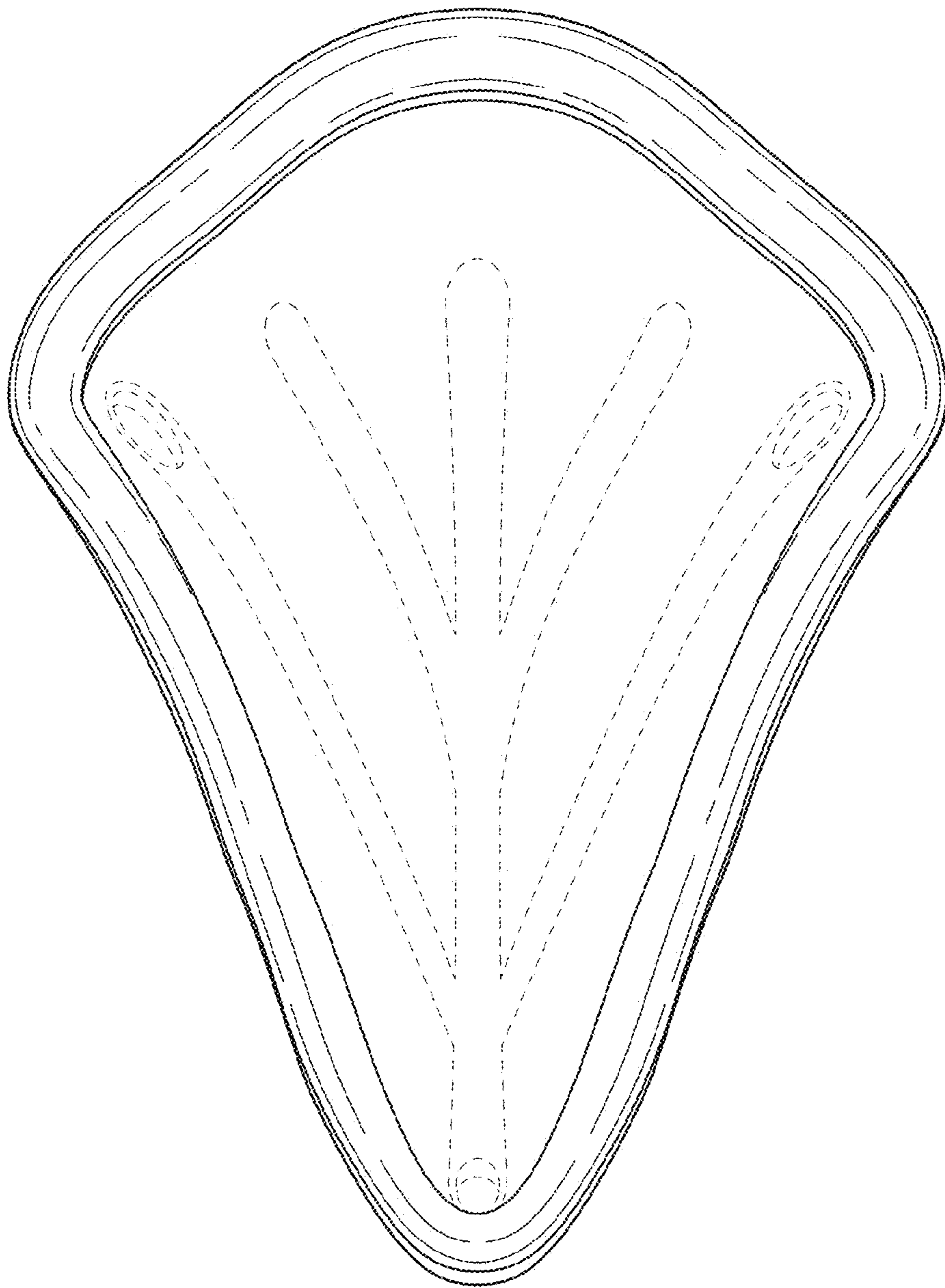


FIG. 3

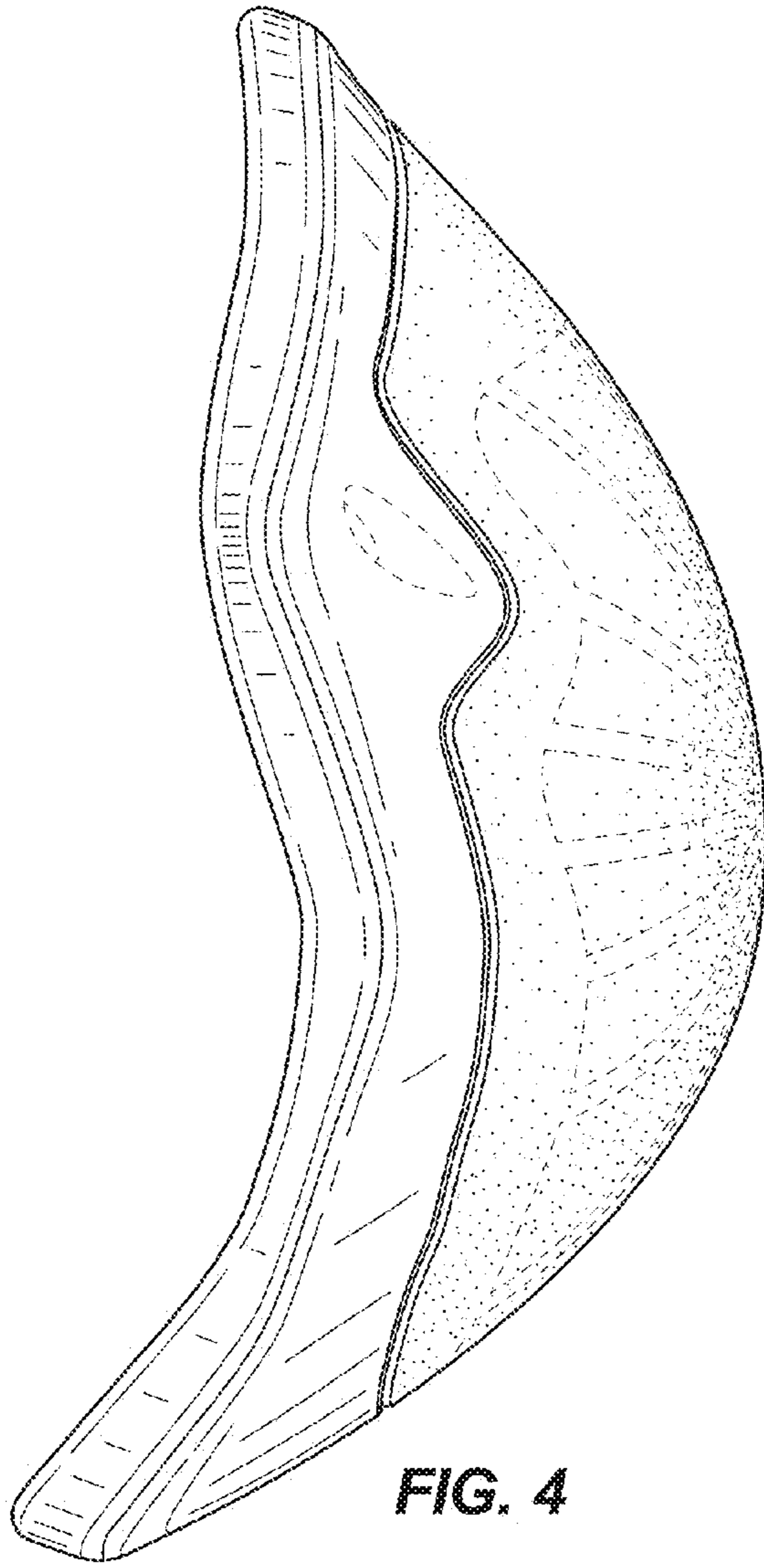


FIG. 4

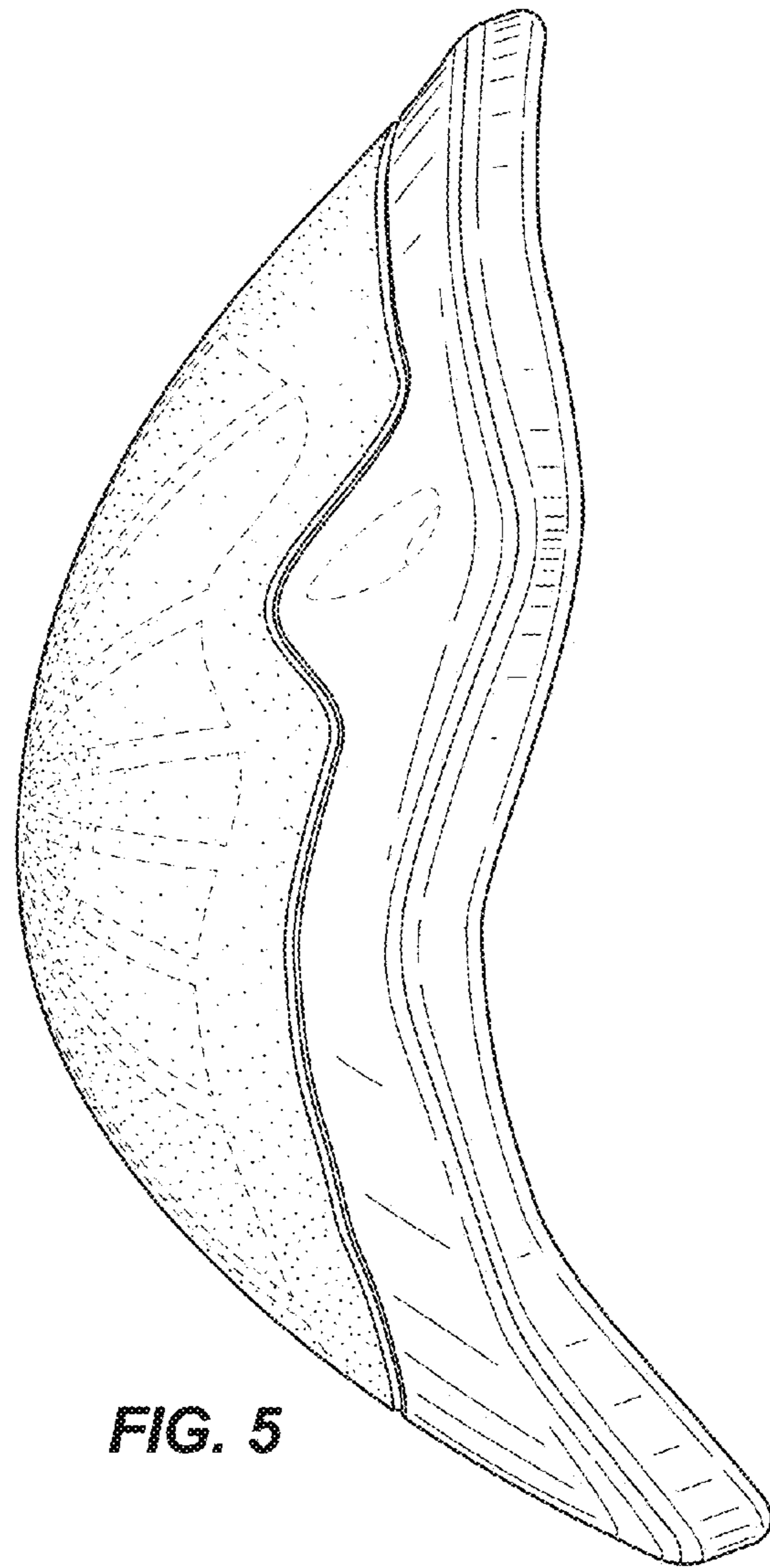


FIG. 5

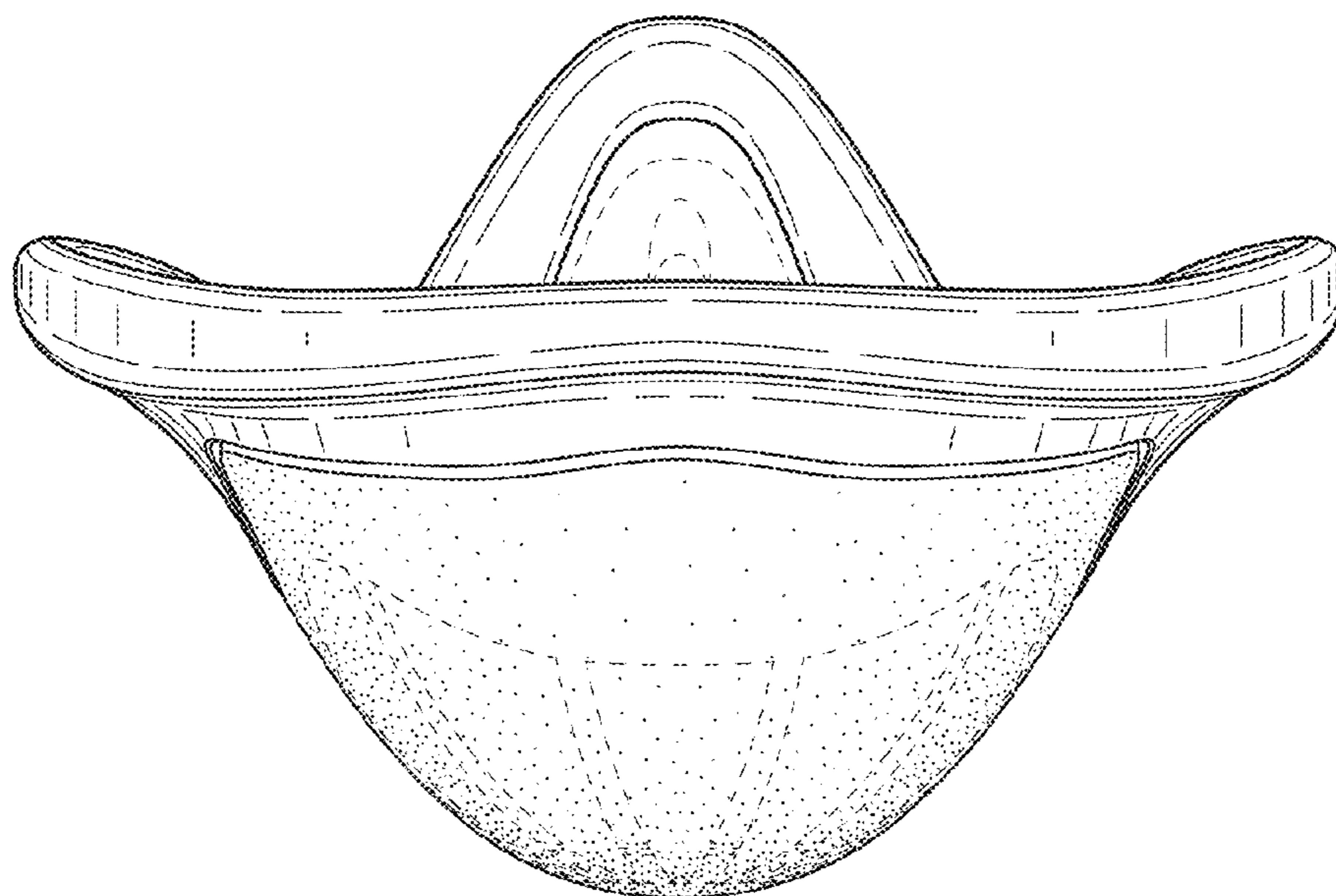


FIG. 6

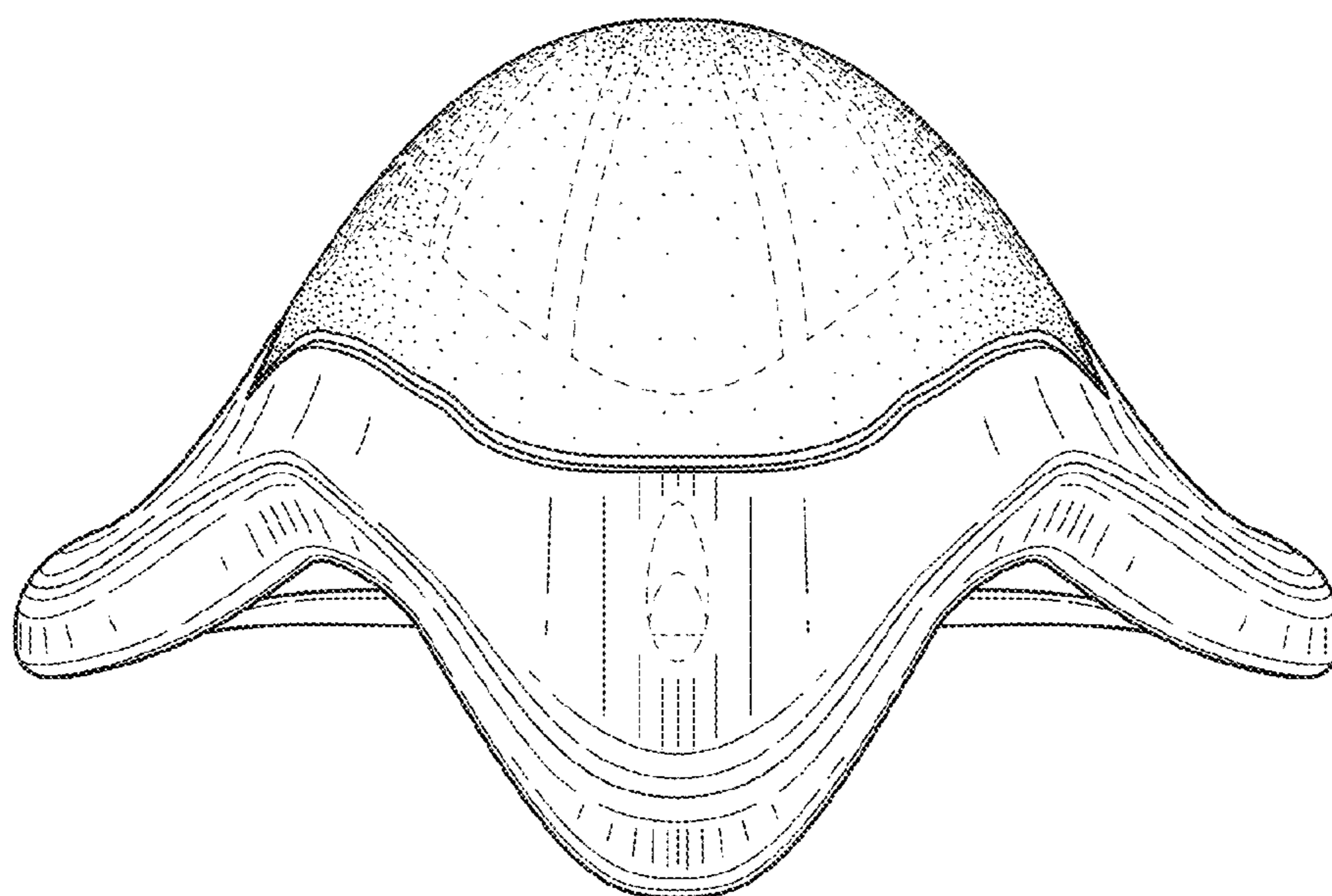


FIG. 7