

US00D732741S

(12) **United States Design Patent**
Bowling

(10) **Patent No.:** **US D732,741 S**
(45) **Date of Patent:** **** Jun. 23, 2015**

- (54) **BACK SCRATCHER**
- (71) Applicant: **David Bowling**, Norfolk, VA (US)
- (72) Inventor: **David Bowling**, Norfolk, VA (US)
- (**) Term: **14 Years**
- (21) Appl. No.: **29/452,465**
- (22) Filed: **Apr. 16, 2013**
- (51) **LOC (10) Cl.** **28-99**
- (52) **U.S. Cl.**
USPC **D28/91.2; D8/13**
- (58) **Field of Classification Search**
USPC D28/91.2; D24/211-215; 601/135, 137;
132/150; D8/13
CPC A61H 7/003; A45D 24/02; A45D 24/12;
A45D 24/14
See application file for complete search history.

D266,280 S	9/1982	Toyama	
4,574,788 A	3/1986	Jordan	
D330,094 S	10/1992	Chmura, Jr.	
D369,439 S	4/1996	Fischer	
D370,729 S *	6/1996	Hurlburt et al.	601/137
D443,114 S	5/2001	Burrell	
D610,311 S	2/2010	Campbell	
D688,009 S *	8/2013	Mahoney, Jr.	D28/91.2
2006/0142679 A1 *	6/2006	Tan	601/137
2006/0253054 A1	11/2006	Wright	

* cited by examiner

Primary Examiner — Jennifer Rivard

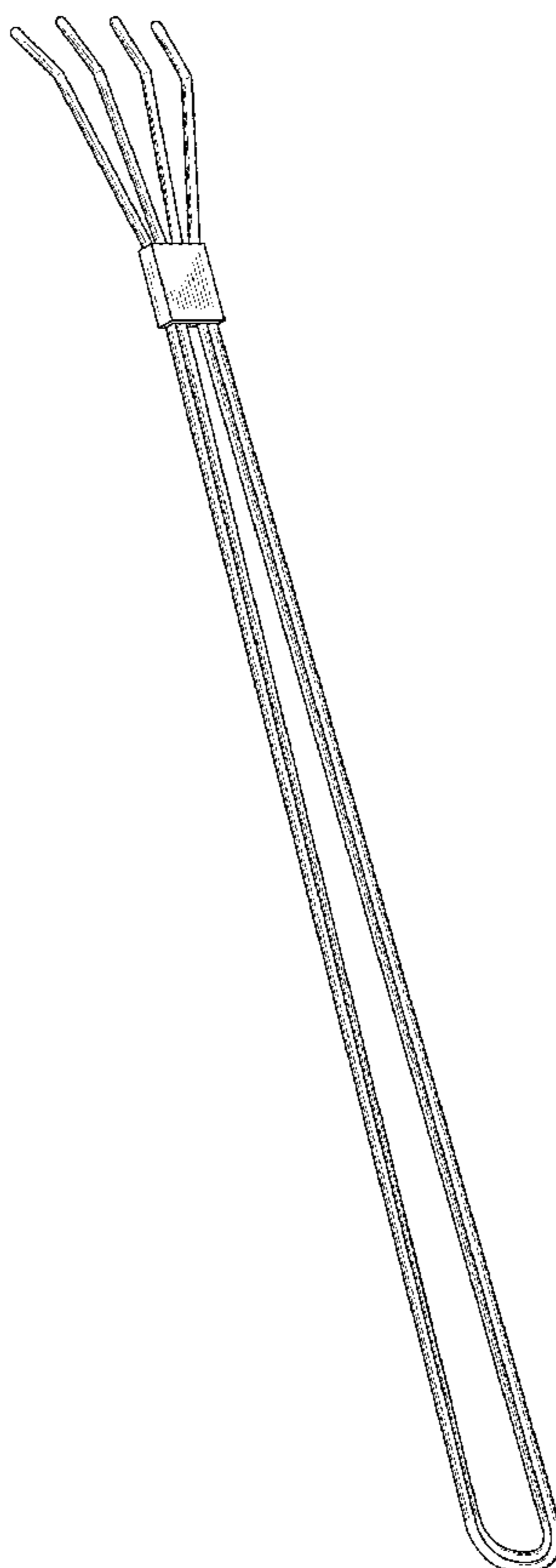
(57) **CLAIM**
I claim the ornamental design for a back scratcher, as shown and described.

DESCRIPTION

FIG. 1 is a perspective view of a back scratcher, showing my new design;
FIG. 2 is a top plan view thereof;
FIG. 3 is a bottom plan view thereof;
FIG. 4 is a left-side elevational view thereof, the right-side elevational view being a mirror image thereof;
FIG. 5 is a front elevational view thereof; and,
FIG. 6 is a rear elevational view thereof.

1 Claim, 2 Drawing Sheets

- (56) **References Cited**
U.S. PATENT DOCUMENTS
D35,313 S 11/1901 Wirt
687,363 A 11/1901 Wirt
D194,337 S 1/1963 Greeman
D221,712 S 8/1971 Althoff



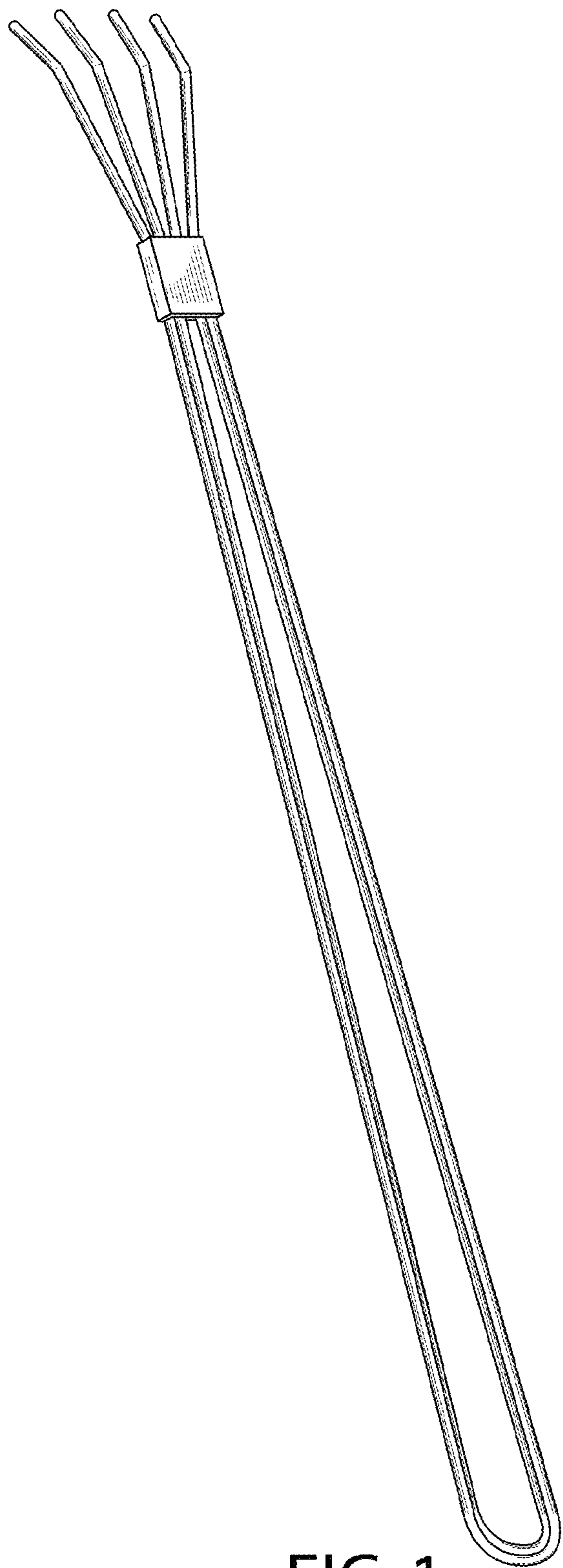


FIG. 1

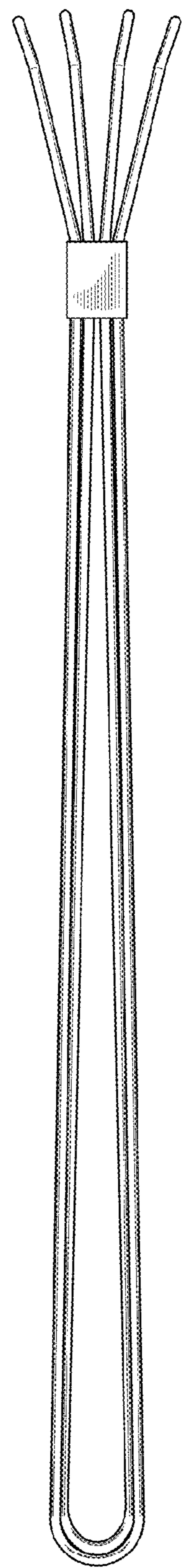


FIG. 2

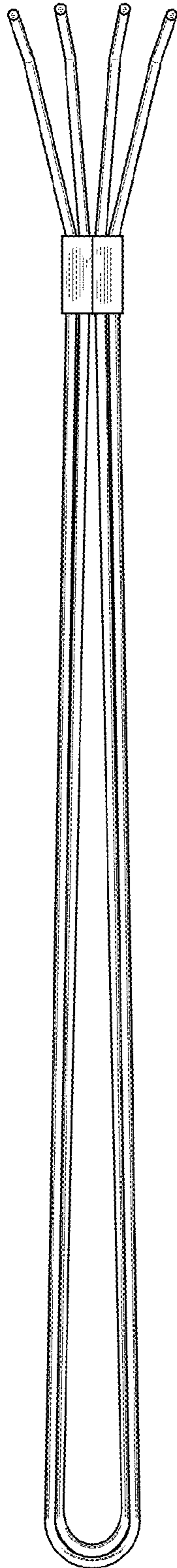


FIG. 3

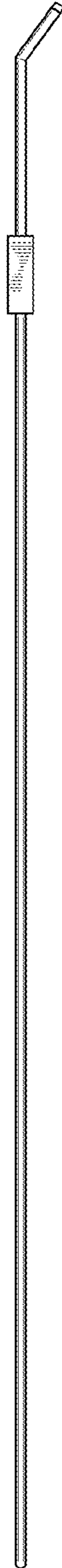


FIG. 4



FIG. 5

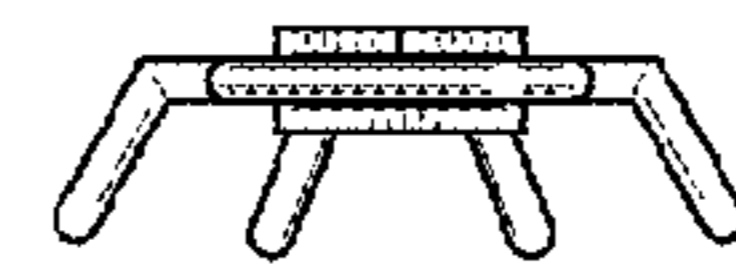


FIG. 6