



US00D732730S

(12) **United States Design Patent**  
**Wang et al.**

(10) **Patent No.:** **US D732,730 S**  
(45) **Date of Patent:** **\*\* Jun. 23, 2015**

- (54) **SPLICEABLE LAMP PANEL**
- (71) Applicant: **General Luminaire Co., Ltd.**, Taipei (TW)
- (72) Inventors: **Yung-Hong Wang**, Taipei (TW); **Qin Zhou**, Shanghai (CN)
- (73) Assignee: **General Luminaire Co., Ltd.**, Taipei (TW)
- (\*\*) Term: **14 Years**
- (21) Appl. No.: **29/498,492**
- (22) Filed: **Aug. 5, 2014**
- (51) **LOC (10) Cl.** ..... **26-99**
- (52) **U.S. Cl.**  
USPC ..... **D26/120**
- (58) **Field of Classification Search**  
USPC ..... D26/9, 10, 12, 13, 15, 16, 24, 51, 61,  
D26/72, 76, 80, 81, 85, 86, 88, 90, 113, 118,  
D26/119, 120, 122, 128, 129, 138, 143,  
D26/144; D13/180; D10/93, 114  
CPC ..... B60Q 1/04; B60Q 1/26; F21S 8/026;  
F21S 8/04; F21V 29/004; F21V 21/02;  
F21V 21/04; F21V 29/2212; F21Y 2101/02  
See application file for complete search history.

- D624,339 S \* 9/2010 Chinuki et al. .... D6/511
- 7,806,536 B1 \* 10/2010 Liu ..... 359/868
- D642,997 S \* 8/2011 Morikawa et al. .... D13/180

(Continued)

**FOREIGN PATENT DOCUMENTS**

- EP 2163809 A2 \* 3/2010 ..... F21S 8/02
- EP 2292973 A1 \* 3/2011 ..... F21V 29/777

(Continued)

**OTHER PUBLICATIONS**

Round solar cell cut in sectors, image post date Feb. 6, 2013, site visited Mar. 16, 2015, (online), <<http://www.intechopen.com/books/application-of-solar-energy/physical-and-technological-aspects-of-solar-cells-based-on-metal-oxide-silicon-contacts-with-induced>>.\*

*Primary Examiner* — Kevin Rudzinski  
*Assistant Examiner* — Sean D Lough  
(74) *Attorney, Agent, or Firm* — Leong C. Lei

(57) **CLAIM**

The ornamental design for a spliceable lamp panel, as shown and described.

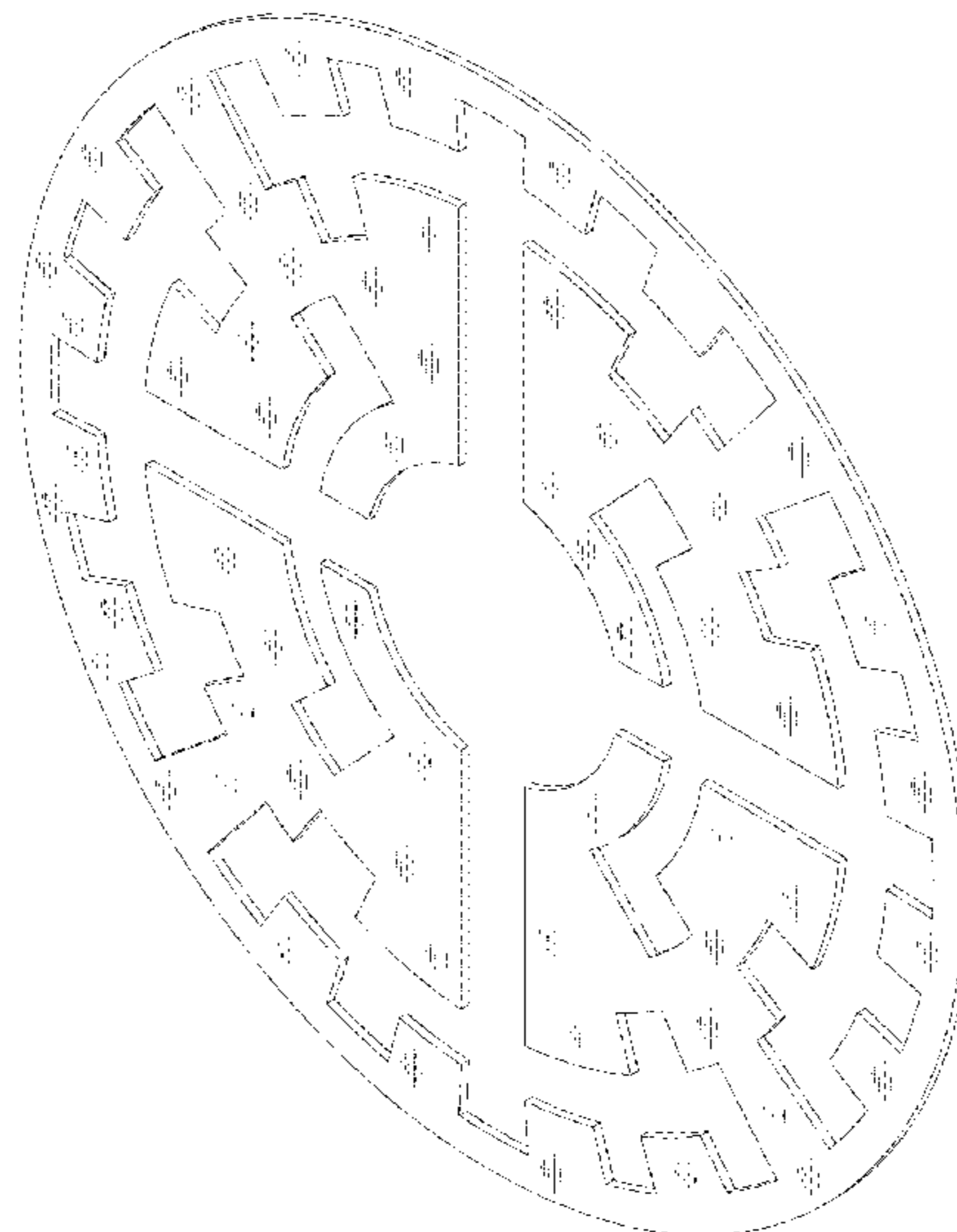
**DESCRIPTION**

FIG. 1 is a perspective view of a spliceable lamp panel showing our new design;  
FIG. 2 is a front elevational view thereof;  
FIG. 3 is a rear elevational view thereof;  
FIG. 4 is a left side view thereof;  
FIG. 5 is a right side view thereof;  
FIG. 6 is a top plan view thereof;  
FIG. 7 is a bottom plan view thereof; and,  
FIG. 8 is another perspective view thereof.  
The broken lines shown in FIG. 8 illustrate portions of the spliceable lamp panel that form no part of the claimed design.

**1 Claim, 6 Drawing Sheets**

(56) **References Cited**  
U.S. PATENT DOCUMENTS

- 2,987,640 A \* 6/1961 Paolino ..... 220/2.1 R
- 3,903,423 A \* 9/1975 Zweig ..... 250/474.1
- 4,127,892 A \* 11/1978 Bakalowits et al. .... 362/565
- D326,539 S \* 5/1992 Ku ..... D26/138
- 6,241,513 B1 \* 6/2001 Jeneral ..... 431/291
- D550,394 S \* 9/2007 VanderSchuit ..... D26/125
- D556,364 S \* 11/2007 McDowell ..... D26/118
- D583,501 S \* 12/2008 Schuler ..... D26/121
- D583,502 S \* 12/2008 Schuler ..... D26/121
- D587,395 S \* 2/2009 Elliott ..... D26/138



(56)

References Cited

U.S. PATENT DOCUMENTS

D658,315 S \* 4/2012 Walters ..... D26/6  
 8,414,150 B1 \* 4/2013 Simon ..... 362/249.02  
 D683,493 S \* 5/2013 Villamizar et al. .... D26/124  
 D690,053 S \* 9/2013 Zhang et al. .... D26/118  
 8,590,448 B2 \* 11/2013 Swisher et al. .... 101/127  
 D694,948 S \* 12/2013 Thomas ..... D26/138  
 8,789,445 B1 \* 7/2014 Hawley, III ..... 81/52  
 D716,490 S \* 10/2014 De Bevilacqua et al. .... D26/90  
 D723,214 S \* 2/2015 Wang et al. .... D26/152  
 2002/0134382 A1 \* 9/2002 Snow ..... 128/203.15  
 2005/0067880 A1 \* 3/2005 Buhler et al. .... 301/37.35  
 2005/0168994 A1 \* 8/2005 Jacobson et al. .... 362/311  
 2005/0199008 A1 \* 9/2005 Boland ..... 63/37  
 2006/0291249 A1 \* 12/2006 Tessnow ..... 362/615  
 2007/0133197 A1 \* 6/2007 Shiau ..... 362/157  
 2008/0121900 A1 \* 5/2008 Wu et al. .... 257/88  
 2008/0188787 A1 \* 8/2008 Clark ..... 602/61  
 2008/0253116 A1 \* 10/2008 Liao ..... 362/235  
 2008/0259630 A1 \* 10/2008 Chinniah et al. .... 362/551  
 2008/0285272 A1 \* 11/2008 Simon ..... 362/235  
 2009/0071624 A1 \* 3/2009 Zhang et al. .... 165/80.3  
 2009/0106966 A1 \* 4/2009 Muhlenbruck ..... 29/428

2009/0284088 A1 \* 11/2009 Takahashi et al. .... 310/66  
 2010/0038657 A1 \* 2/2010 Higuchi et al. .... 257/88  
 2010/0128483 A1 \* 5/2010 Reo et al. .... 362/294  
 2010/0294040 A1 \* 11/2010 Chang ..... 73/514.32  
 2011/0123375 A1 \* 5/2011 Ostergaard et al. .... 417/423.8  
 2011/0277335 A1 \* 11/2011 Prehodka ..... 34/96  
 2012/0012510 A1 \* 1/2012 Ventura ..... 210/164  
 2012/0178305 A1 \* 7/2012 Chen ..... 439/660  
 2012/0193085 A1 \* 8/2012 Whittle et al. .... 165/185  
 2012/0224376 A1 \* 9/2012 Lohneis ..... 362/249.04  
 2013/0092362 A1 \* 4/2013 Chen ..... 165/185  
 2013/0171865 A1 \* 7/2013 Ceraldi et al. .... 439/501  
 2013/0221775 A1 \* 8/2013 Pribisic ..... 310/71  
 2013/0221846 A1 \* 8/2013 Alexiou et al. .... 315/51  
 2013/0223073 A1 \* 8/2013 Hayashi et al. .... 362/249.02  
 2014/0022801 A1 \* 1/2014 Yang ..... 362/382  
 2014/0153968 A1 \* 6/2014 Huck et al. .... 399/167

FOREIGN PATENT DOCUMENTS

WO WO 2011055659 A1 \* 5/2011 ..... F21V 29/505  
 WO WO 2012005239 A1 \* 7/2011 ..... F21S 8/02  
 WO WO 2012200013 A1 \* 2/2012 ..... F21V 19/003  
 WO WO 2014040151 A1 \* 3/2014 ..... B60Q 1/26

\* cited by examiner




Fig. 1




Fig. 2






Fig. 3




Fig. 4

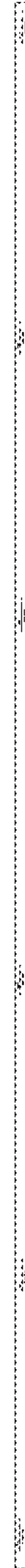


Fig. 5

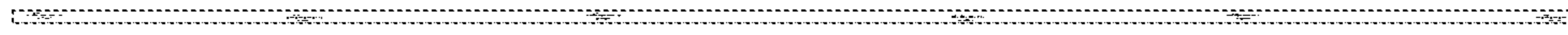


Fig. 6

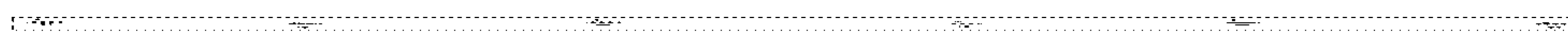


Fig. 7

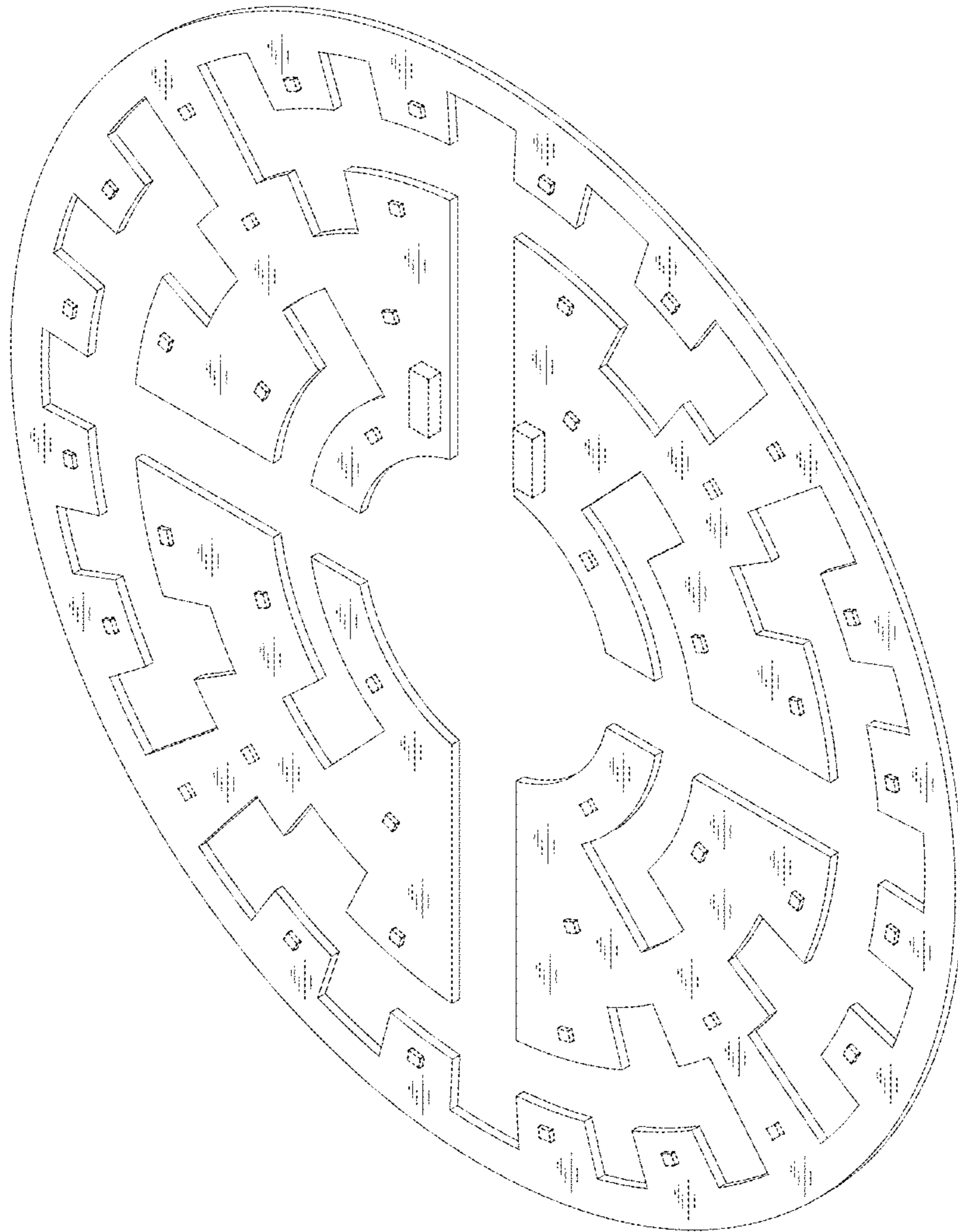


Fig. 8