



US00D732729S

(12) **United States Design Patent**
McKechnie et al.

(10) **Patent No.:** **US D732,729 S**
(45) **Date of Patent:** **** Jun. 23, 2015**

(54) **LIGHTING ACCESSORY FOR A PORTABLE ELECTRONIC DEVICE**

(56) **References Cited**

U.S. PATENT DOCUMENTS

(71) Applicant: **Knog Pty Ltd**, Richmond (AU)
(72) Inventors: **Malcolm McKechnie**, Richmond (AU);
Hugo Davidson, Richmond (AU);
Jonathan Chan, Richmond (AU); **Tim Besley**, Richmond (AU)
(73) Assignee: **Knog Pty Ltd**, Melbourne (AU)
(**) Term: **14 Years**

3,127,302	A *	3/1964	Bunting	D11/131
D574,090	S *	7/2008	Takada et al.	D26/1
D595,875	S *	7/2009	Irvine	D26/24
D613,885	S *	4/2010	Lodhie	D26/1
D640,822	S *	6/2011	Wildner	D26/89
D654,211	S *	2/2012	Melzner et al.	D26/118
D668,246	S *	10/2012	Fathollahi	D14/250
D671,675	S *	11/2012	Komarov et al.	D26/120
D686,201	S *	7/2013	Lee	D14/314
D705,765	S *	5/2014	Fathollahi	D14/250
D711,365	S *	8/2014	Miles	D14/253
D721,180	S *	1/2015	Rollins et al.	D24/186
2011/0273885	A1 *	11/2011	de Bevilacqua	362/249.02

* cited by examiner

Primary Examiner — Cynthia Ramirez
Assistant Examiner — Llorellys Martinez-Rivera
(74) *Attorney, Agent, or Firm* — Christensen O'Connor Johnson Kindness PLLC

(21) Appl. No.: **29/494,221**

(22) Filed: **Jun. 18, 2014**

(30) **Foreign Application Priority Data**

Dec. 18, 2013 (AU) 16754/2013

(51) **LOC (10) Cl.** **26-99**

(52) **U.S. Cl.**
USPC **D26/118**

(58) **Field of Classification Search**
USPC D26/1-4, 24-26, 28, 50, 60, 61, 66-74,
D26/85, 88, 89, 93, 94, 104, 105, 108, 109,
D26/113, 118-125, 138, 142; 362/3, 4, 8,
362/145, 147, 150, 249.01-249.05, 296.01,
362/296.05, 317, 326, 327, 330, 331, 334,
362/335, 341, 347, 362, 364-366, 368,
362/370-373, 640-644; D10/106.2, 111,
D10/113.1, 113.2, 114.1; D3/269; D14/204,
D14/207, 213-216, 250-253, 255, 348


See application file for complete search history.

(57) **CLAIM**
The ornamental design for a lighting accessory for a portable electronic device, as shown and described.

DESCRIPTION

FIG. 1 is a front perspective view of a lighting accessory for a portable electronic device;
FIG. 2 is a rear perspective view thereof;
FIG. 3 is a front view thereof;
FIG. 4 is a rear view thereof;
FIG. 5 is a top view thereof;
FIG. 6 is a bottom view thereof;
FIG. 7 is a left side view thereof; and,
FIG. 8 is a right view thereof.
The broken lines illustrate portions of the lighting accessory for a portable electronic device which form no part of the claimed design.

1 Claim, 8 Drawing Sheets



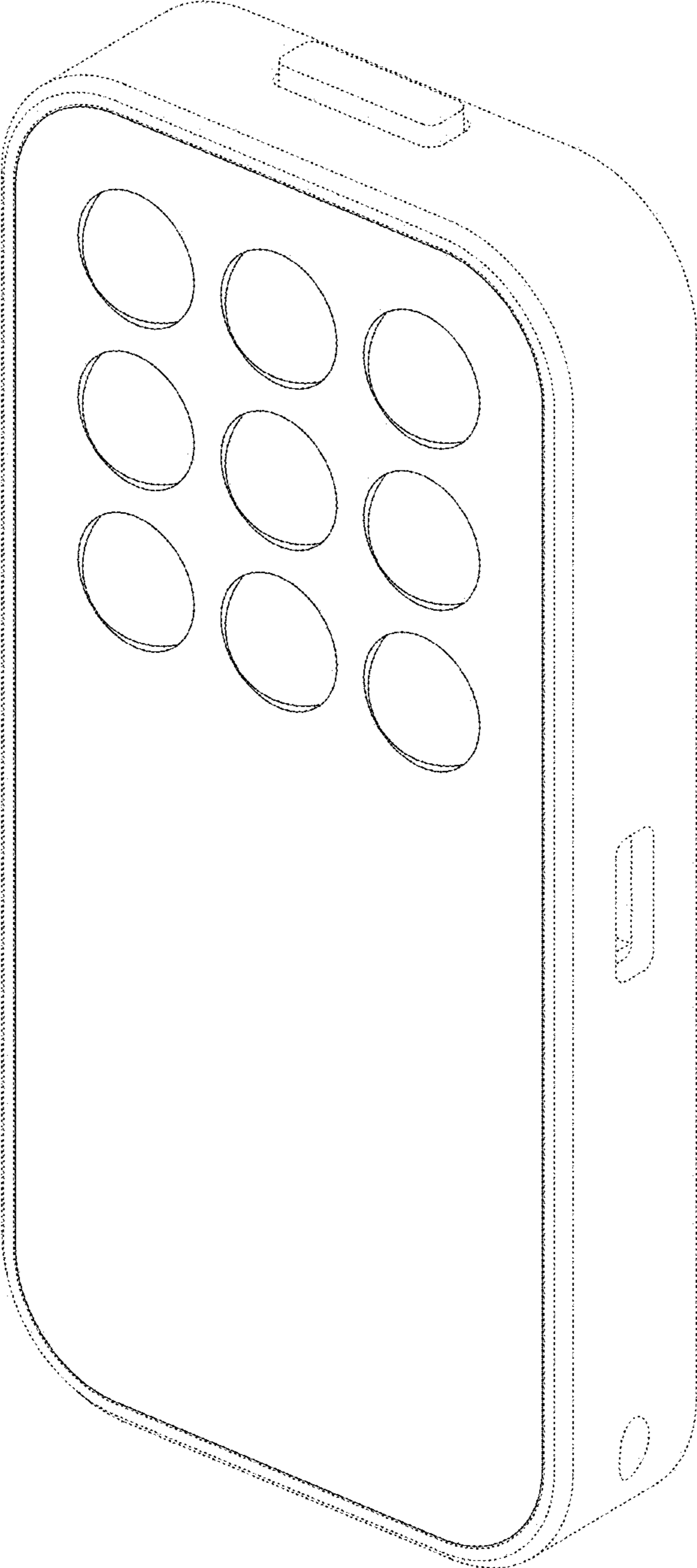


FIGURE 1




FIGURE 2




FIGURE 3




FIGURE 4

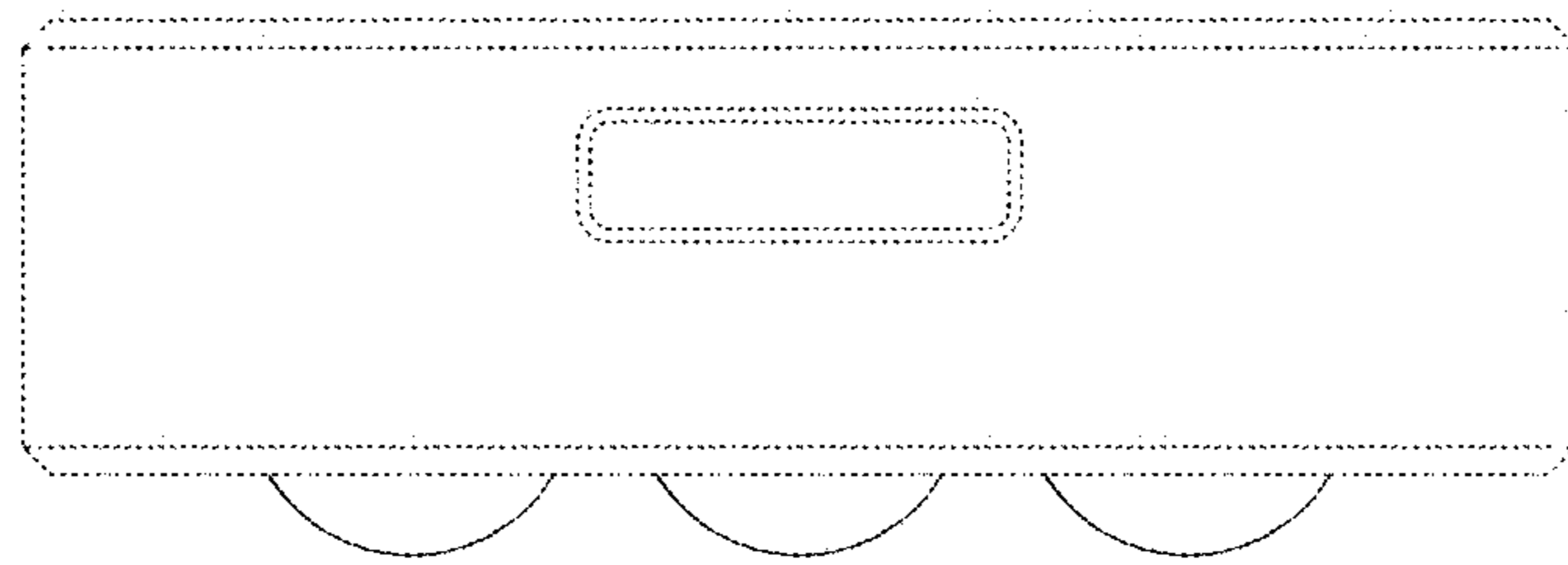


FIGURE 5

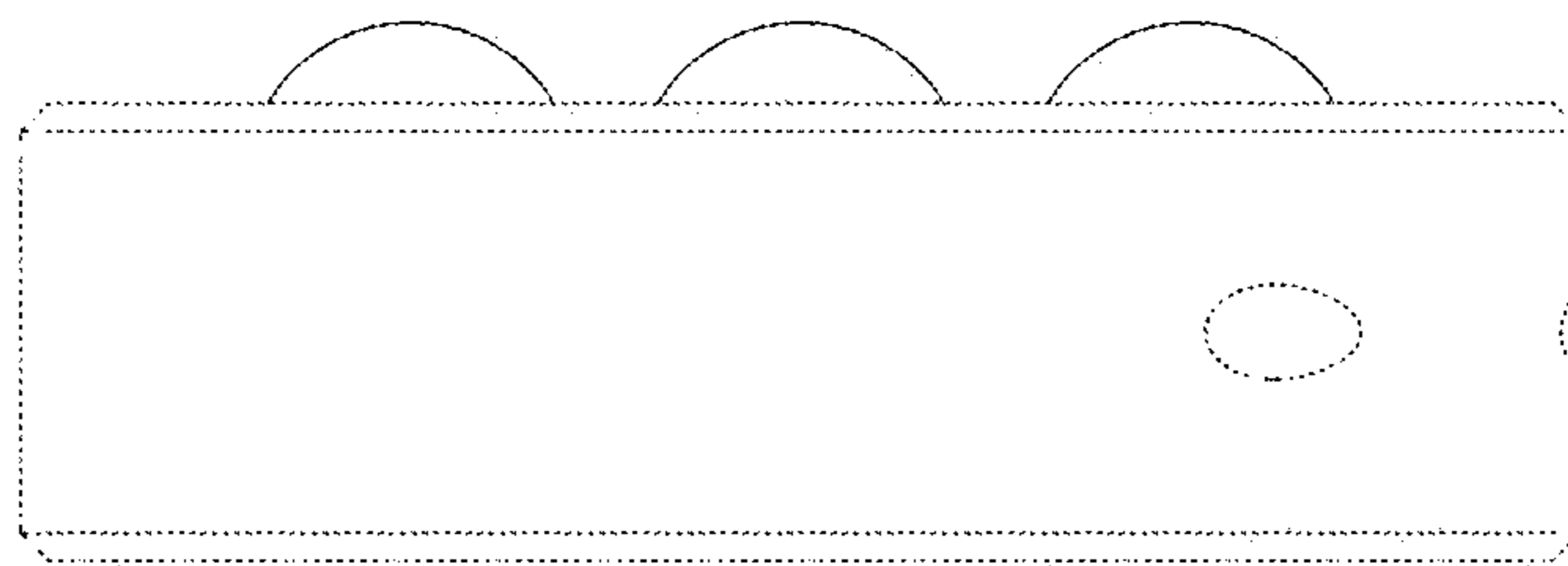


FIGURE 6




FIGURE 7

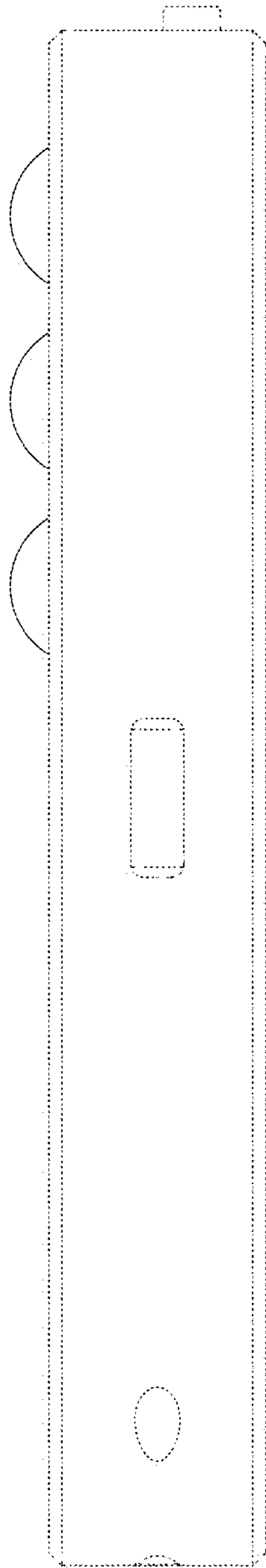


FIGURE 8