



US00D732728S

(12) **United States Design Patent**
Rischau et al.

(10) **Patent No.:** **US D732,728 S**
(45) **Date of Patent:** **** Jun. 23, 2015**

(54) **LIGHTING MODULE**

(71) Applicant: **MOLEX INCORPORATED**, Lisle, IL (US)

(72) Inventors: **Johann Rischau**, Urbana, IL (US);
Anna Gutsch, Urbana, IL (US);
Mercedes Mane, Mahomet, IL (US);
Bryan Wilcox, Mahomet, IL (US);
Victor Zaderej, St. Charles, IL (US);
Megan Serwacki, Naperville, IL (US);
Timothy Canzano, Glen Ellyn, IL (US)

(73) Assignee: **Molex Incorporated**, Lisle, IL (US)

(**) Term: **14 Years**

(21) Appl. No.: **29/437,819**

(22) Filed: **Nov. 20, 2012**

(51) **LOC (10) Cl.** **26-03**

(52) **U.S. Cl.**
USPC **D26/113**

(58) **Field of Classification Search**
USPC D26/1, 24, 60, 65, 67, 68, 71, 93, 107,
D26/113, 120, 145, 61; 362/523, 543-544,
362/546, 227, 237, 249.07, 249.11, 410,
362/432, 433

See application file for complete search history.

(56) **References Cited**

U.S. PATENT DOCUMENTS

D484,272 S * 12/2003 Lay et al. D26/113
D536,463 S * 2/2007 Chiang D26/24

D562,487 S * 2/2008 Romo D26/67
D571,943 S * 6/2008 Tragatschnig D26/61
D595,875 S * 7/2009 Irvine D26/24
D627,501 S * 11/2010 Lin et al. D26/65
D635,707 S * 4/2011 Ng et al. D26/65
D655,857 S * 3/2012 Sabernig D26/113
D655,858 S * 3/2012 Sabernig D26/113
D674,526 S * 1/2013 Hirai et al. D26/71
D698,992 S * 2/2014 Rischau et al. D26/145
D704,376 S * 5/2014 Rischau et al. D26/145
D709,211 S * 7/2014 Calvin et al. D26/24

* cited by examiner

Primary Examiner — Brian N Vinson

(74) *Attorney, Agent, or Firm* — Banner & Witcoff, Ltd.

(57) **CLAIM**

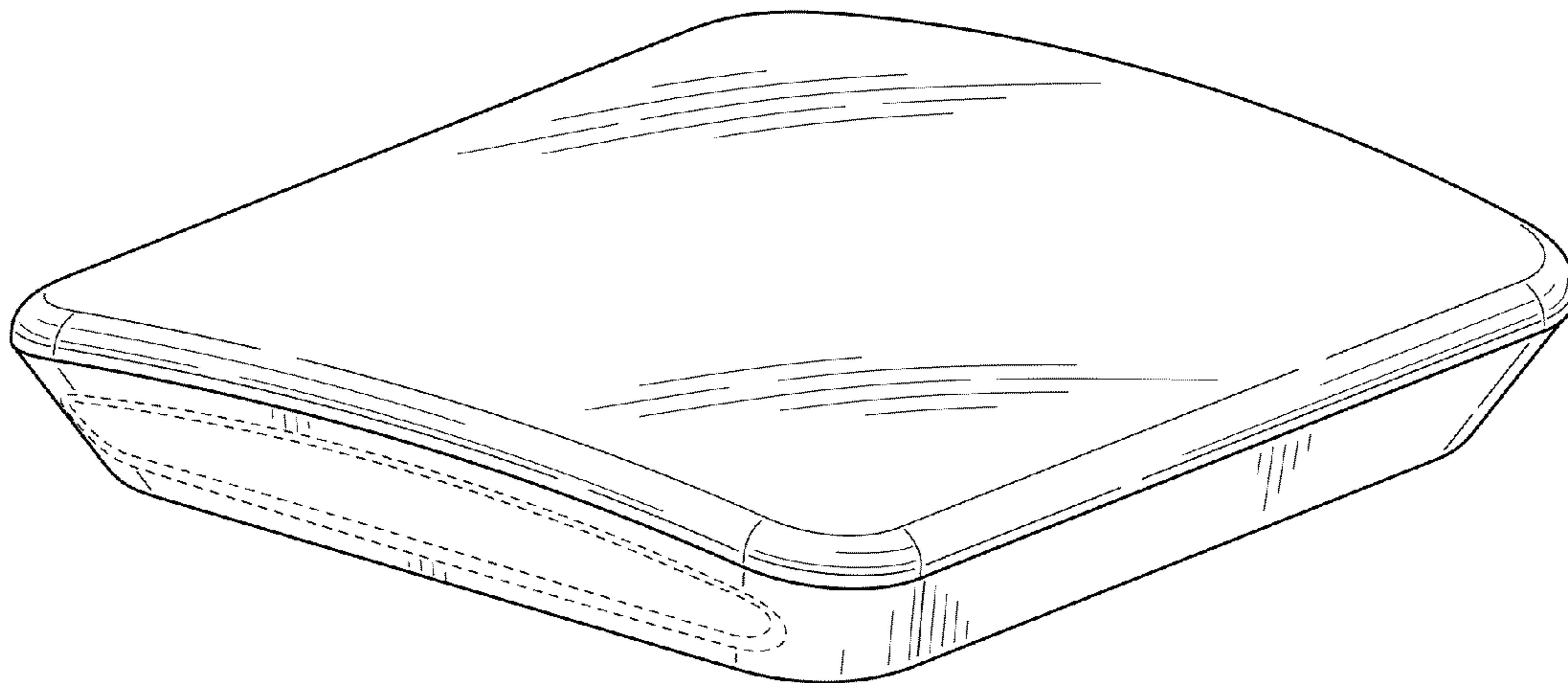
The ornamental design for a lighting module, as shown and described.

DESCRIPTION

FIG. 1 is a front isometric view of a lighting module showing our new design;
FIG. 2 is a front view thereof;
FIG. 3 is a rear view thereof;
FIG. 4 is a right side view thereof;
FIG. 5 is a left side view thereof;
FIG. 6 is a top view thereof; and,
FIG. 7 is a bottom view thereof.

The broken line showing of various features of the lighting module in FIGS. 1-7 are for environmental purposes only and form no part of the claimed design.

1 Claim, 4 Drawing Sheets



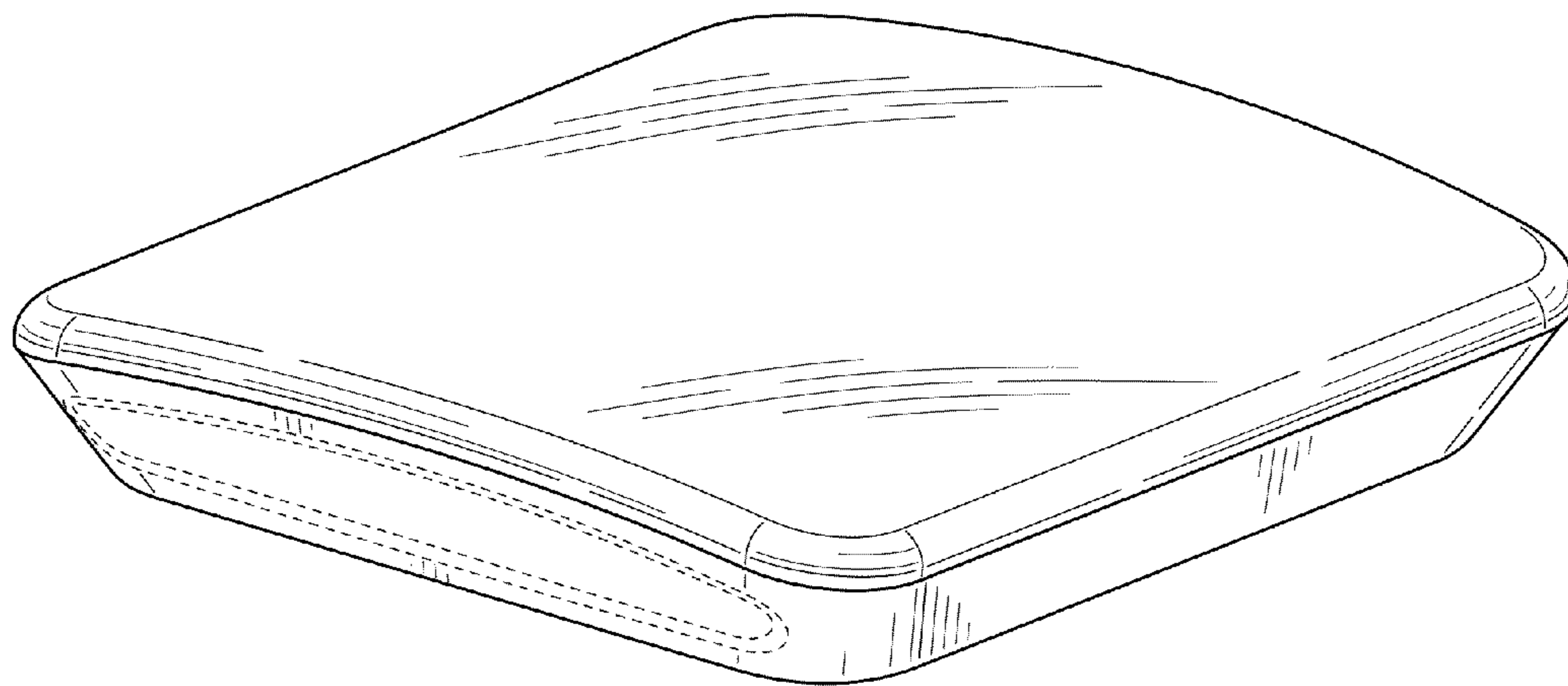


FIG. 1

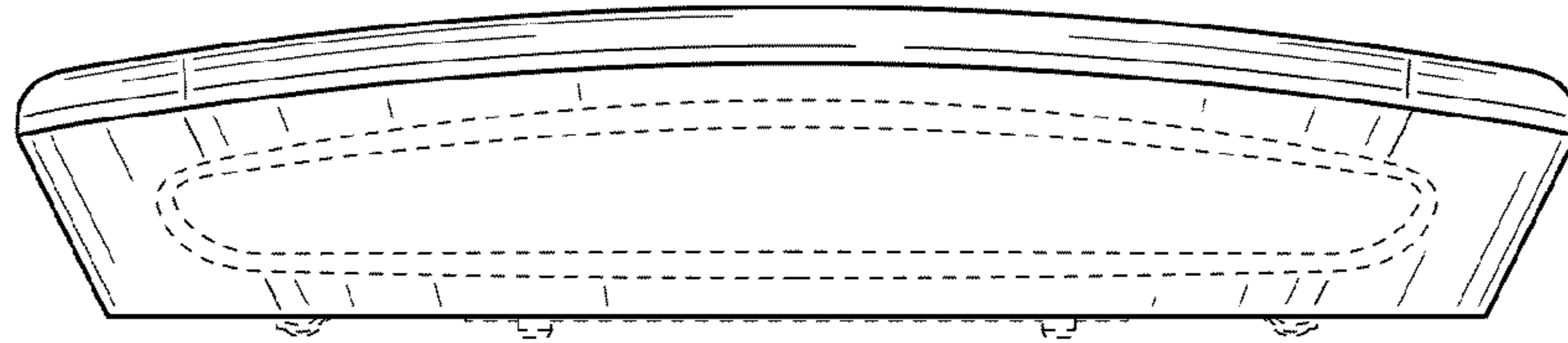


FIG. 2

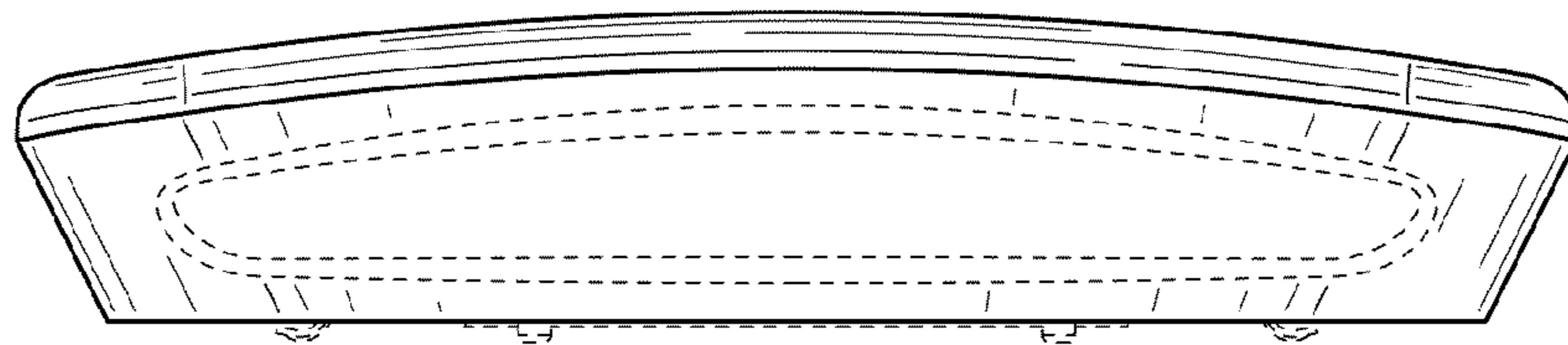


FIG. 3

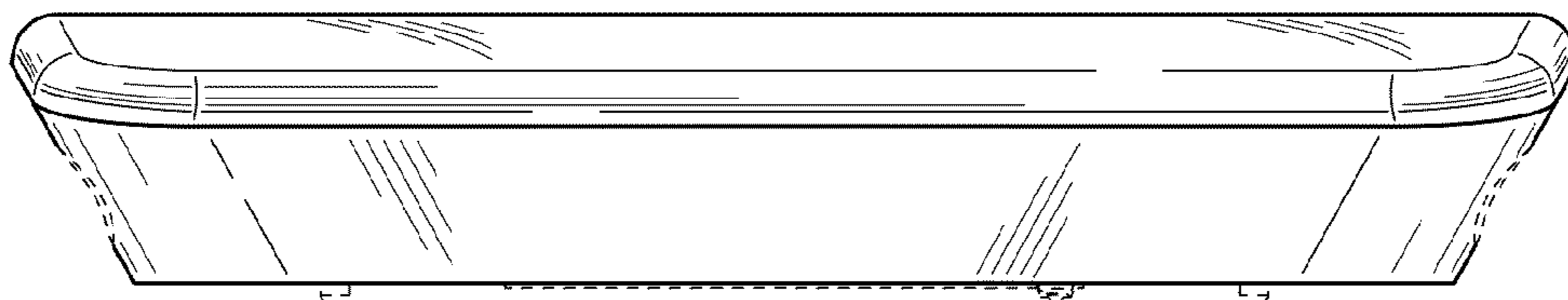


FIG. 4

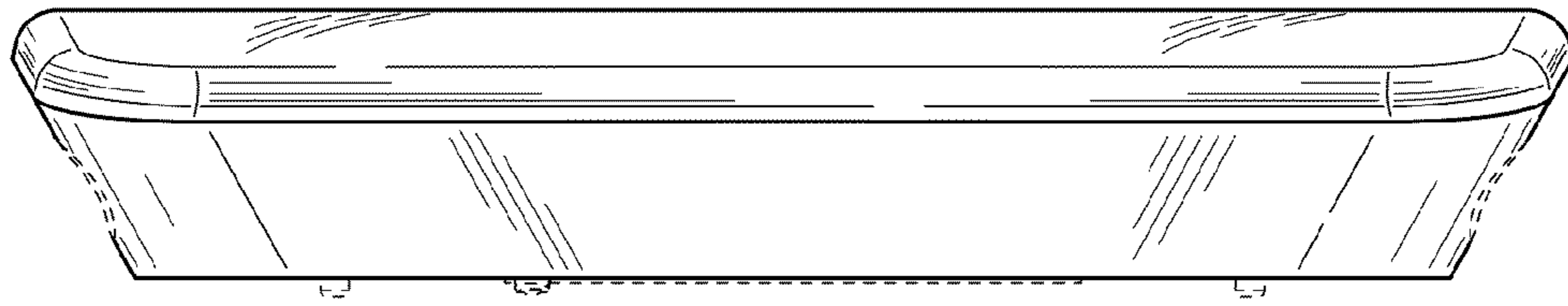


FIG. 5

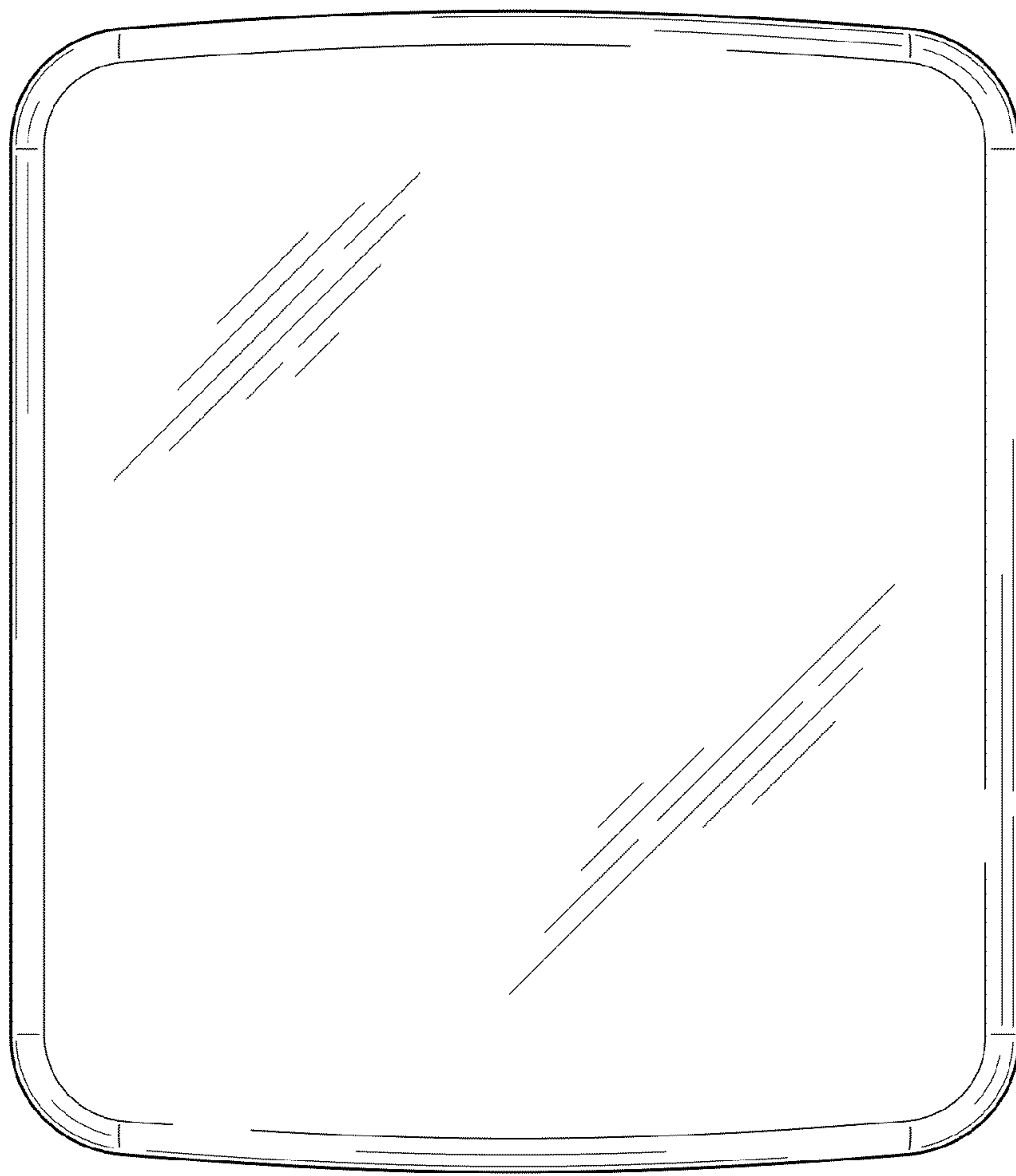


FIG. 6




FIG. 7