



US00D732727S

(12) **United States Design Patent**  
**Rischau et al.**

(10) **Patent No.:** **US D732,727 S**  
(45) **Date of Patent:** **\*\* Jun. 23, 2015**

(54) **LIGHTING MODULE**

(56) **References Cited**

(71) Applicant: **MOLEX INCORPORATED**, Lisle, IL (US)

U.S. PATENT DOCUMENTS

(72) Inventors: **Johann Rischau**, Urbana, IL (US);  
**Anna Gutsch**, Urbana, IL (US);  
**Mercedes Mane**, Mahomet, IL (US);  
**Bryan Wilcox**, Mahomet, IL (US);  
**Victor Zaderej**, St. Charles, IL (US);  
**Megan Serwacki**, Naperville, IL (US);  
**Timothy Canzano**, Glen Ellyn, IL (US)

D484,272 S *	12/2003	Lay et al. ....	D26/113
D536,463 S *	2/2007	Chiang .....	D26/24
D562,487 S *	2/2008	Romo .....	D26/67
D571,943 S *	6/2008	Tragatschnig .....	D26/61
D595,875 S *	7/2009	Irvine .....	D26/24
D627,501 S *	11/2010	Lin et al. ....	D26/65
D635,707 S *	4/2011	Ng et al. ....	D26/65
D655,857 S *	3/2012	Sabernig .....	D26/113
D655,858 S *	3/2012	Sabernig .....	D26/113
D674,526 S *	1/2013	Hirai et al. ....	D26/71
D698,992 S *	2/2014	Rischau et al. ....	D26/145
D704,376 S *	5/2014	Rischau et al. ....	D26/145
D709,211 S *	7/2014	Calvin et al. ....	D26/24

(73) Assignee: **Molex Incorporated**, Lisle, IL (US)

\* cited by examiner

(\*\*) Term: **14 Years**

*Primary Examiner* — Brian N Vinson

(21) Appl. No.: **29/437,818**

(74) *Attorney, Agent, or Firm* — Banner & Witcoff, Ltd.

(22) Filed: **Nov. 20, 2012**

(57) **CLAIM**

(51) **LOC (10) Cl.** ..... **26-03**

The ornamental design for a lighting module, as shown and described.

(52) **U.S. Cl.**

USPC ..... **D26/113**

**DESCRIPTION**

(58) **Field of Classification Search**

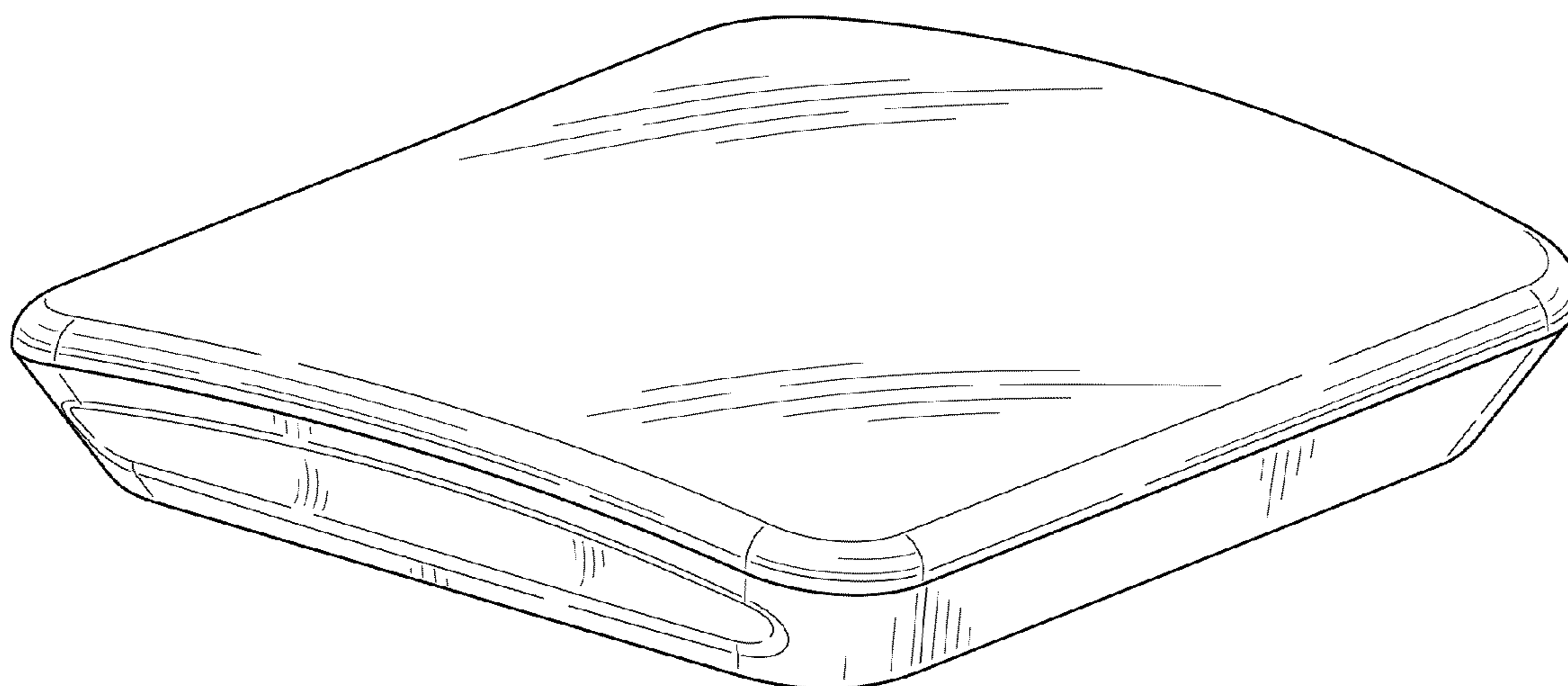
USPC ..... D26/1, 24, 60, 65, 67, 68, 71, 93, 107,  
D26/113, 120, 145, 61; 362/523, 543-544,  
362/546, 227, 237, 249.07, 249.11, 410,  
362/432, 433

FIG. 1 is a front isometric view of a lighting module showing our new design;  
FIG. 2 is a front view thereof;  
FIG. 3 is a rear view thereof;  
FIG. 4 is a right side view thereof;  
FIG. 5 is a left side view thereof;  
FIG. 6 is a top view thereof; and  
FIG. 7 is a bottom view thereof.

The broken line showing of various features are for environmental purposes only and form no part of the claimed design.

See application file for complete search history.

**1 Claim, 4 Drawing Sheets**



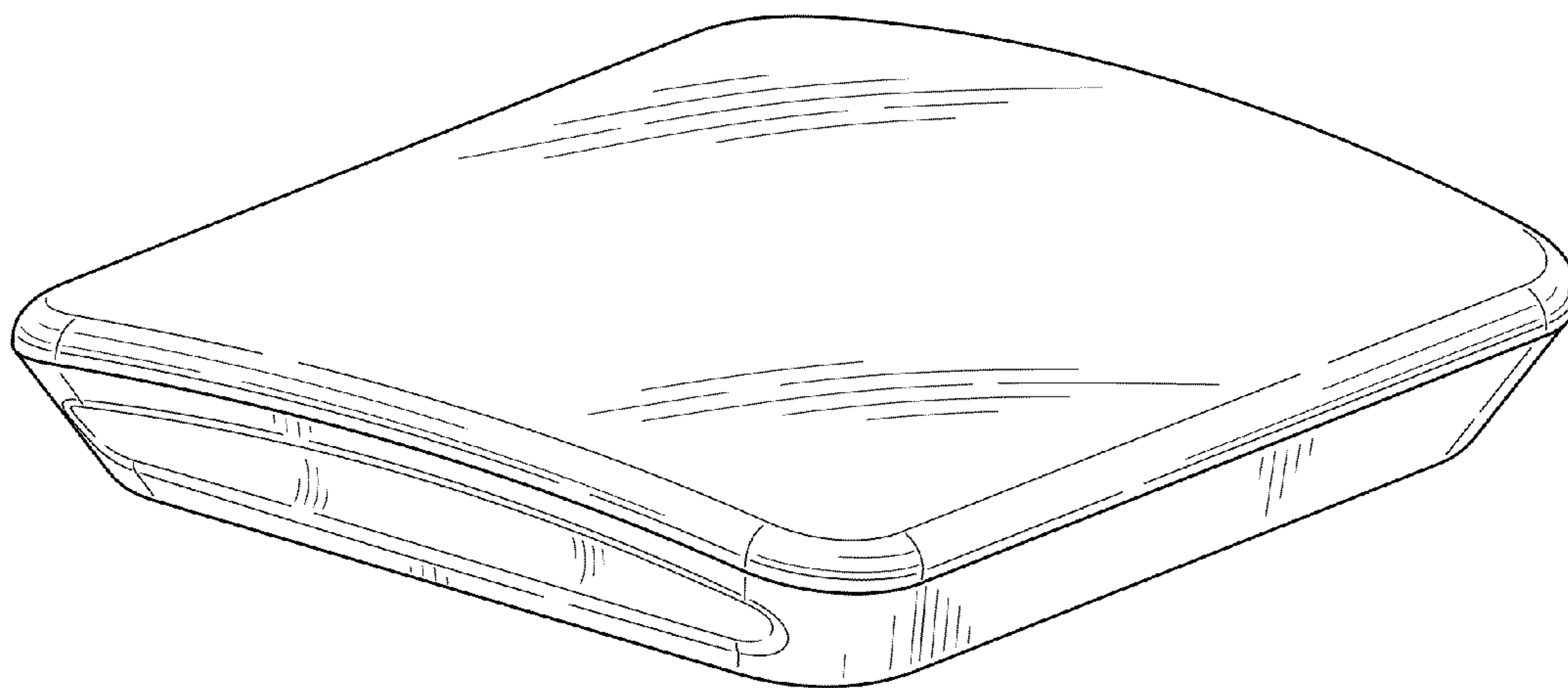


FIG. 1




FIG. 2

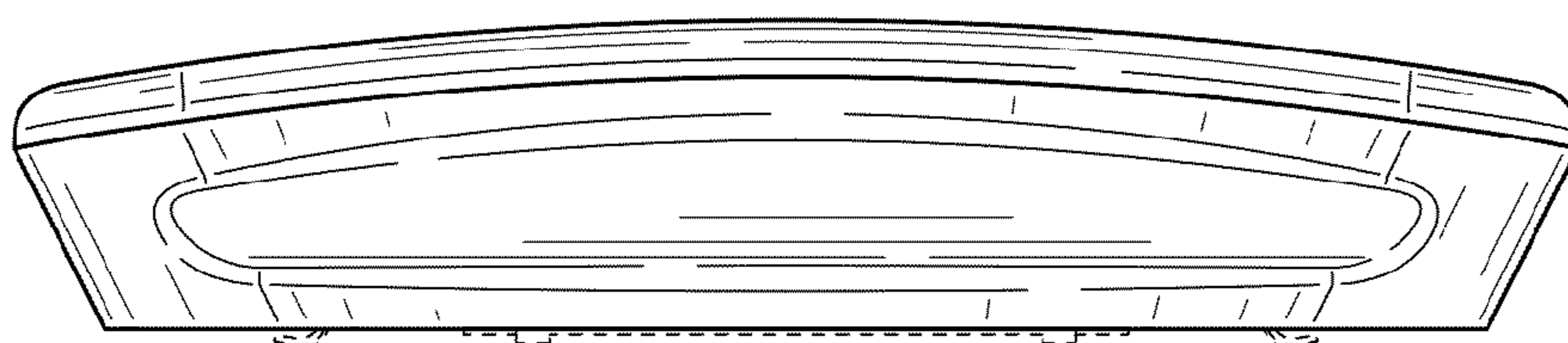


FIG. 3

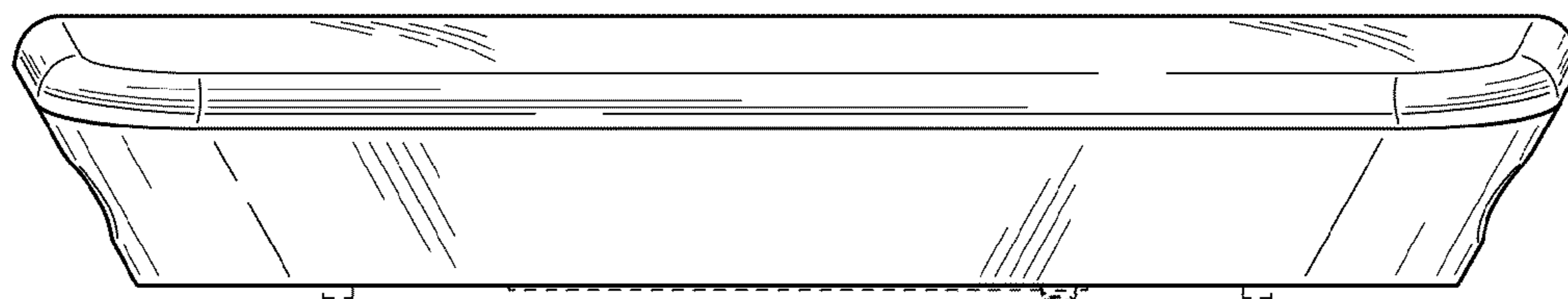


FIG. 4

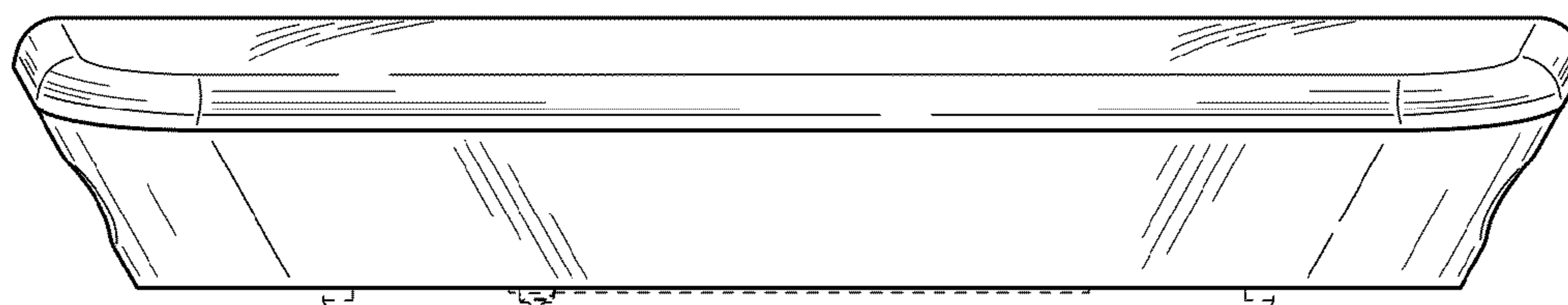


FIG. 5




FIG. 6




FIG. 7