

US00D732724S

(12) **United States Design Patent**  
**Ng**

(10) **Patent No.:** **US D732,724 S**  
(45) **Date of Patent:** **\*\* Jun. 23, 2015**

(54) **LIGHT**

(71) Applicant: **Koncept Technologies Inc.**, Monrovia,  
CA (US)

(72) Inventor: **Hon Kit Peter Ng**, Hong Kong (CN)

(73) Assignee: **KONCEPT TECHNOLOGIES INC.**,  
Monrovia, CA (US)

(\*\*) Term: **14 Years**

(21) Appl. No.: **29/448,283**

(22) Filed: **Mar. 11, 2013**

(51) **LOC (10) Cl.** ..... **26-03**

(52) **U.S. Cl.**  
USPC ..... **D26/106**

(58) **Field of Classification Search**  
USPC ..... D26/24, 93, 106, 9, 4  
CPC ..... F21S 6/00; F21S 6/002; F21V 21/02;  
F21W 2131/30

See application file for complete search history.

(56) **References Cited**

U.S. PATENT DOCUMENTS

D266,878 S \* 11/1982 Bessone et al. .... D26/93  
D283,256 S \* 4/1986 Ikeda ..... D26/93

\* cited by examiner

*Primary Examiner* — Brian N Vinson

(74) *Attorney, Agent, or Firm* — Foley & Lardner LLP

(57) **CLAIM**

The ornamental design for a light, as shown.

**DESCRIPTION**

FIG. 1 is a perspective view of a light showing our new design;

FIG. 2 is a right view thereof;

FIG. 3 is a left view thereof;

FIG. 4 is a front view thereof;


FIG. 5 is a rear view thereof

FIG. 6 is a top view thereof; and,

FIG. 7 is a bottom view thereof.

Elements of the light have been broken away in some of the figures to indicate that no particular length is claimed. The portions of the light shown in broken lines form no part of the claimed design.

**1 Claim, 5 Drawing Sheets**






FIG. 1




FIG. 2




FIG. 3

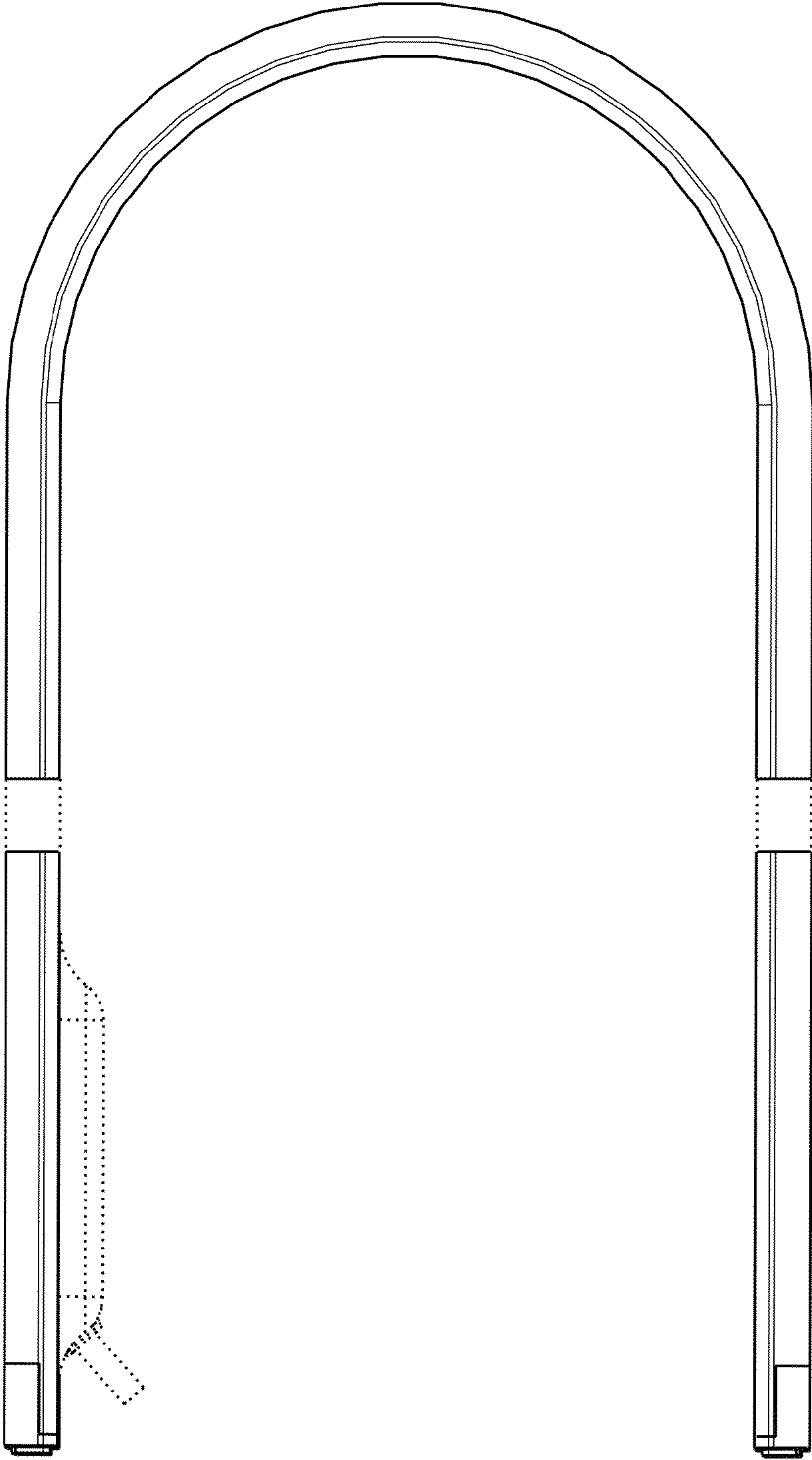


FIG. 4




FIG. 5

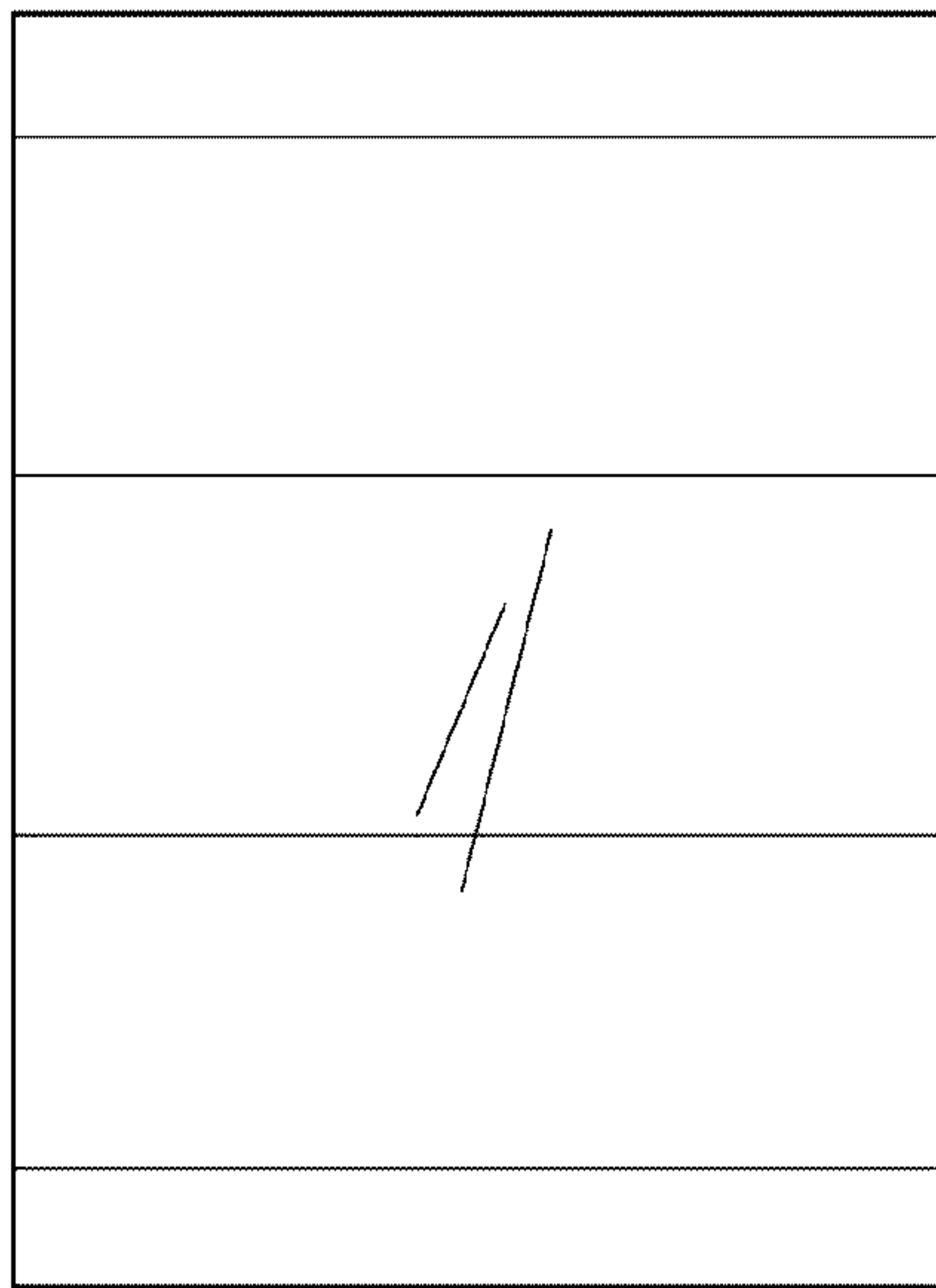


FIG. 6




FIG. 7