



US00D732694S

(12) **United States Design Patent**  
**Radu**

(10) **Patent No.:** **US D732,694 S**  
(45) **Date of Patent:** **\*\* Jun. 23, 2015**

- (54) **ABOVE-GROUND SHELTER**
- (71) Applicant: **Cornel Radu**, Des Plaines, IL (US)
- (72) Inventor: **Cornel Radu**, Des Plaines, IL (US)
- (\*\*) Term: **14 Years**
- (21) Appl. No.: **29/451,011**
- (22) Filed: **Mar. 27, 2013**
- (51) **LOC (10) Cl.** ..... **25-03**
- (52) **U.S. Cl.**  
USPC ..... **D25/33**
- (58) **Field of Classification Search**  
USPC ..... D25/1-33, 35; 52/79.4, 79.11, 80.1,  
52/81.1, 81.4, 81.5, 81.6, 82, 90.1  
CPC ..... E04B 2001/0069; E04B 2001/0076;  
E04B 2001/0092  
See application file for complete search history.

4,555,878	A *	12/1985	Tringali	.....	52/81.1
4,665,665	A *	5/1987	Wilkinson	.....	52/82
4,672,779	A *	6/1987	Boyd	.....	52/79.4
4,942,938	A *	7/1990	Wiegel	.....	181/30
5,033,243	A *	7/1991	Worms et al.	.....	52/245
5,341,610	A *	8/1994	Moss	.....	52/82
5,651,220	A *	7/1997	dit Felix	.....	52/81.5
D397,445	S *	8/1998	Thorbeck et al.	.....	D25/32
6,295,768	B1 *	10/2001	Romero	.....	52/82
D501,694	S *	2/2005	Cannon	.....	D99/99
D536,761	S *	2/2007	Wehner	.....	D21/834
D545,977	S *	7/2007	Kluska et al.	.....	D25/31
D570,491	S *	6/2008	Nishikubo	.....	D25/13
2012/0260583	A1 *	10/2012	Bischoff et al.	.....	52/81.1

\* cited by examiner

*Primary Examiner* — Eric Goodman  
*Assistant Examiner* — Amy Wierenga

(57) **CLAIM**

The ornamental design for an above-ground shelter, as shown and described.

(56) **References Cited**

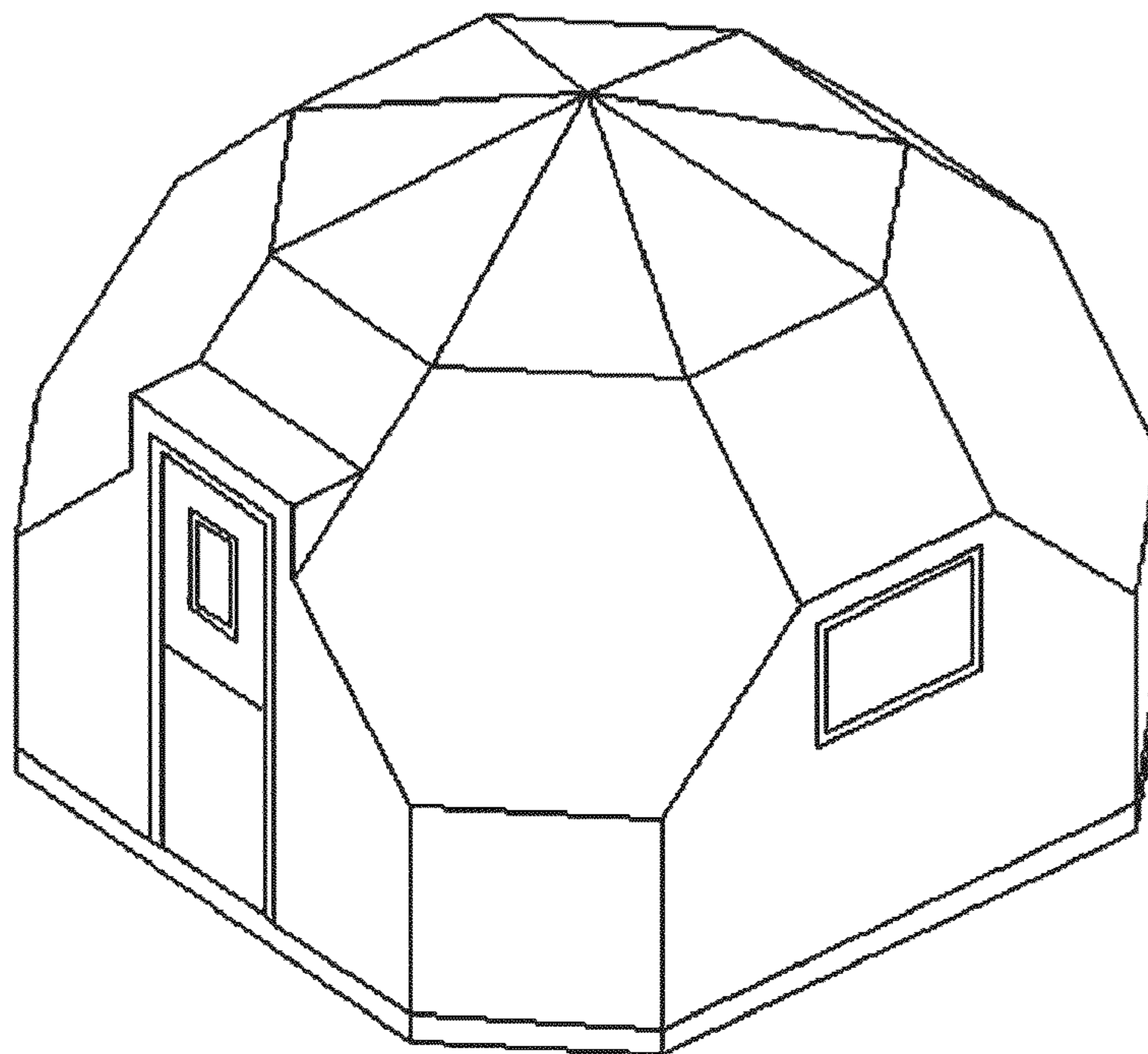
U.S. PATENT DOCUMENTS

D190,631	S *	6/1961	Miller	.....	D25/35
D191,438	S *	10/1961	Paulson	.....	D25/4
3,114,176	A *	12/1963	Miller	.....	52/81.2
D217,760	S *	6/1970	Critchlow	.....	D25/13
3,763,608	A *	10/1973	Chamlee	.....	52/81.4
3,810,336	A *	5/1974	Sadao	.....	52/81.2
3,977,138	A *	8/1976	Chastain	.....	52/81.4
D251,503	S *	4/1979	Truitt, Jr.	.....	D25/1
4,149,346	A *	4/1979	Belt	.....	52/81.2
4,263,758	A *	4/1981	Seaich	.....	52/81.1
4,501,099	A *	2/1985	Boaz	.....	52/82

**DESCRIPTION**

FIG. 1 is a top, front, and right side perspective view of an above-ground shelter showing my new design; FIG. 2 is a top, right side, and rear perspective view thereof; FIG. 3 is a front elevational view thereof; FIG. 4 is a right side elevational view thereof, the left side elevational view being a mirror image thereof; FIG. 5 is a rear elevational view thereof; and, FIG. 6 is a top plan view thereof, the bottom plan view being only one flat plane.

**1 Claim, 2 Drawing Sheets**



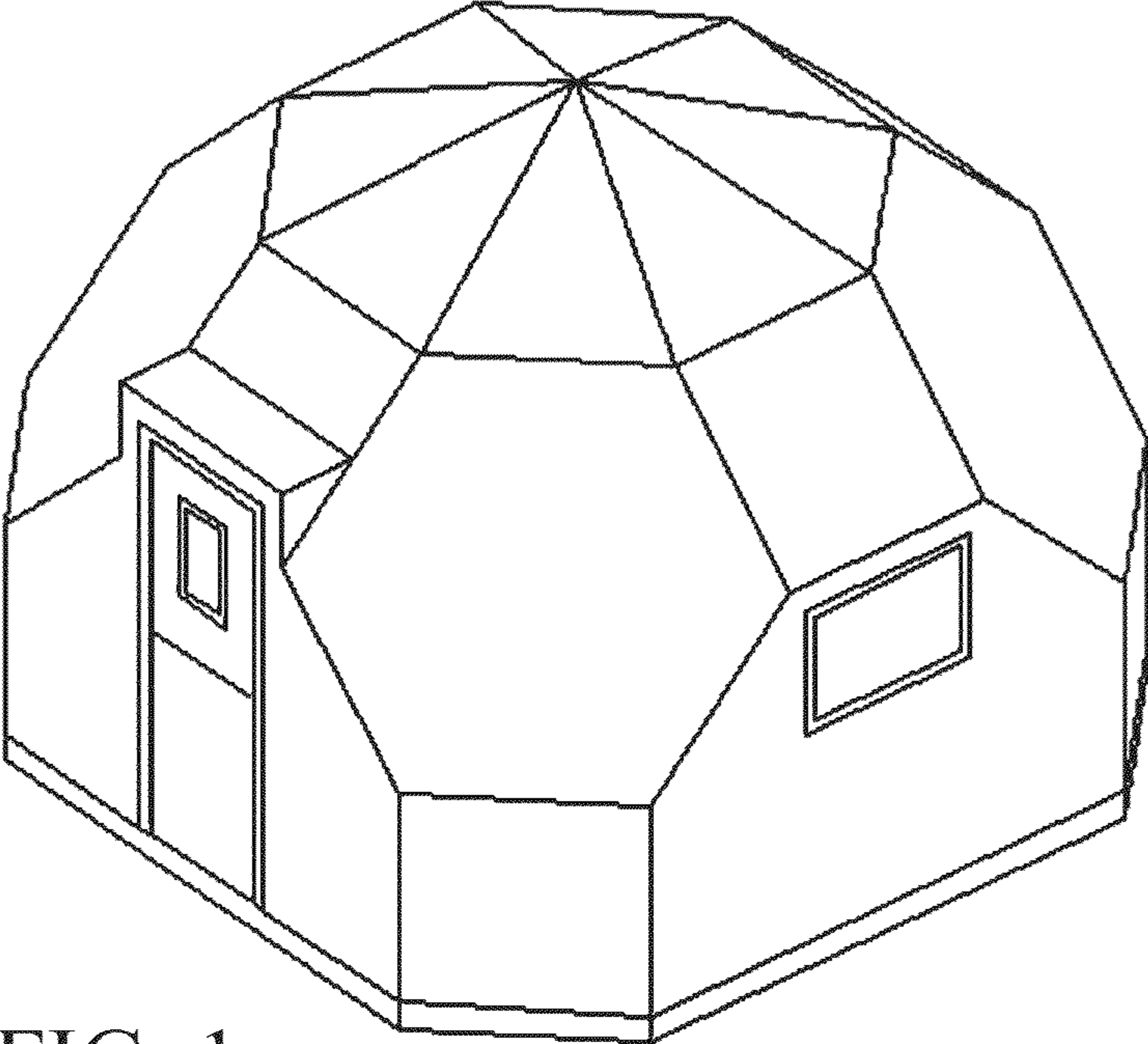


FIG. 1

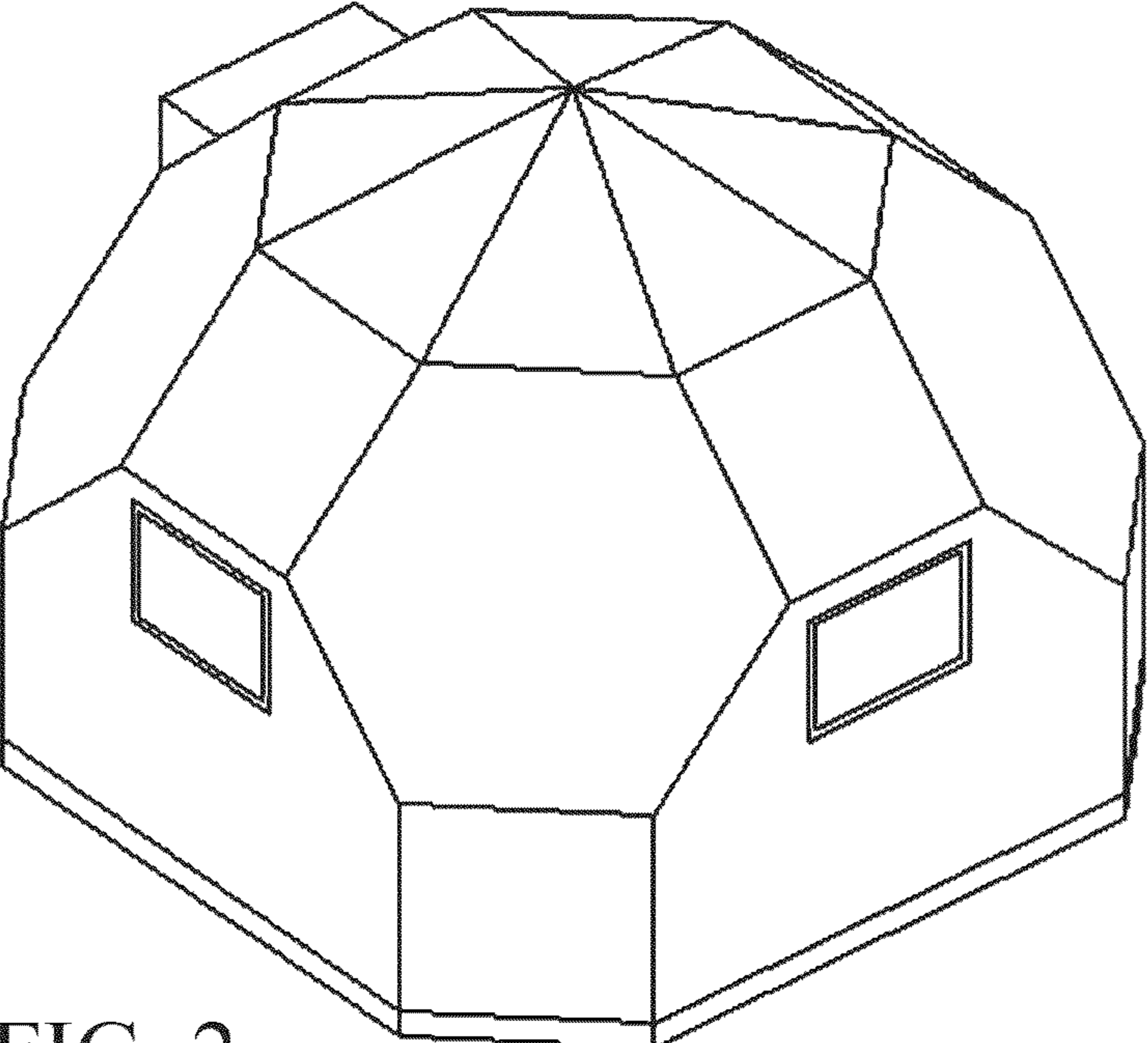


FIG. 2

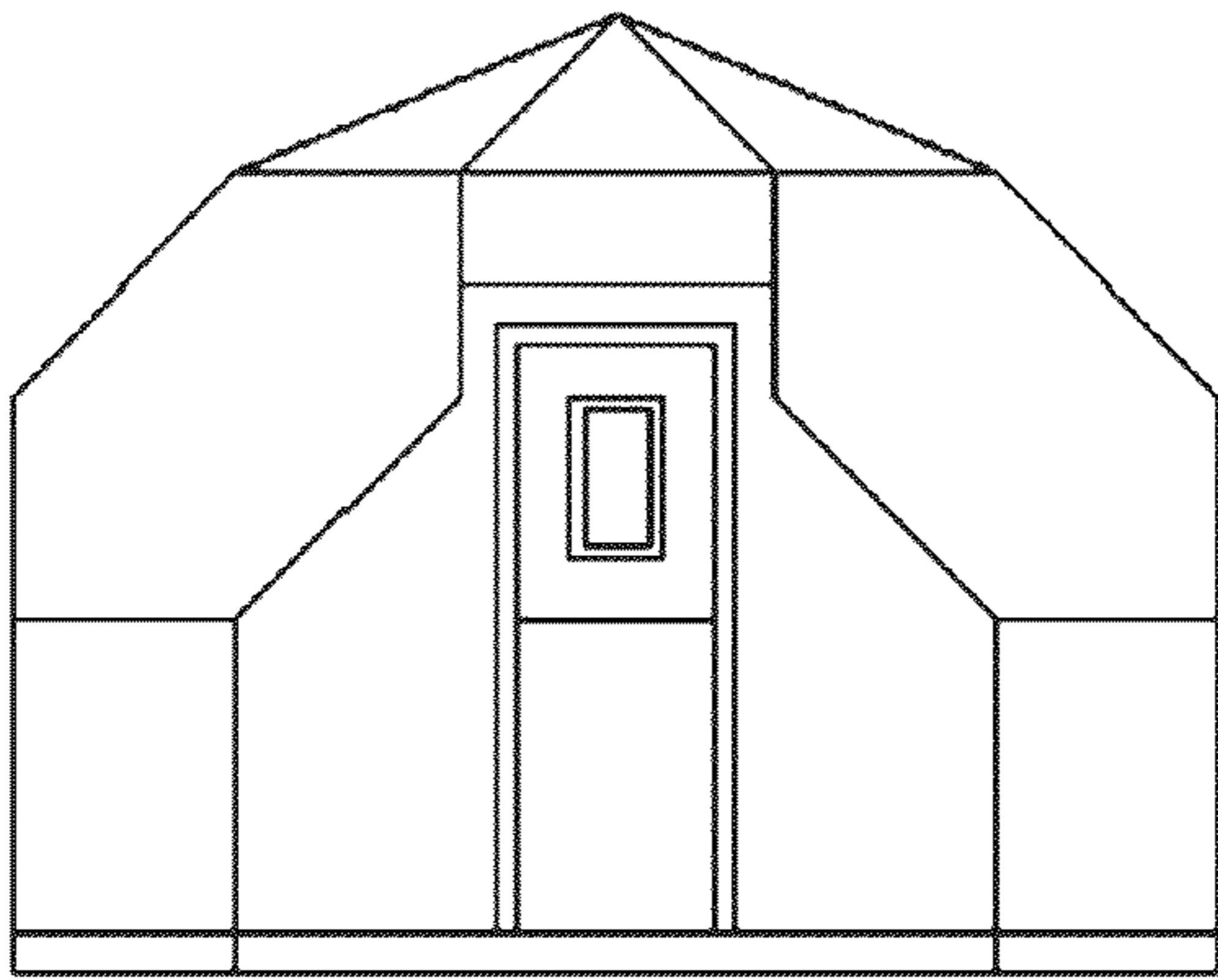


FIG. 3

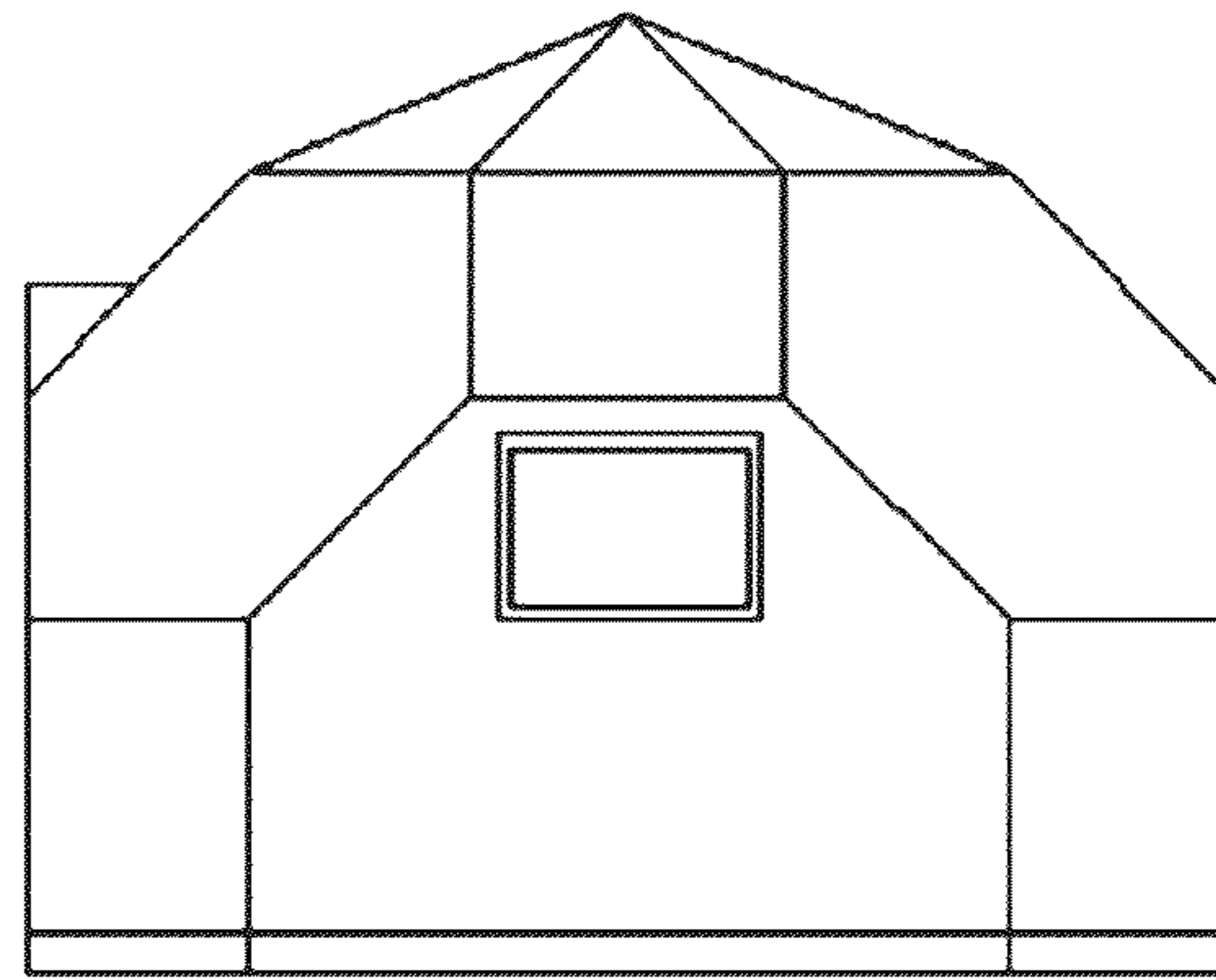


FIG. 4

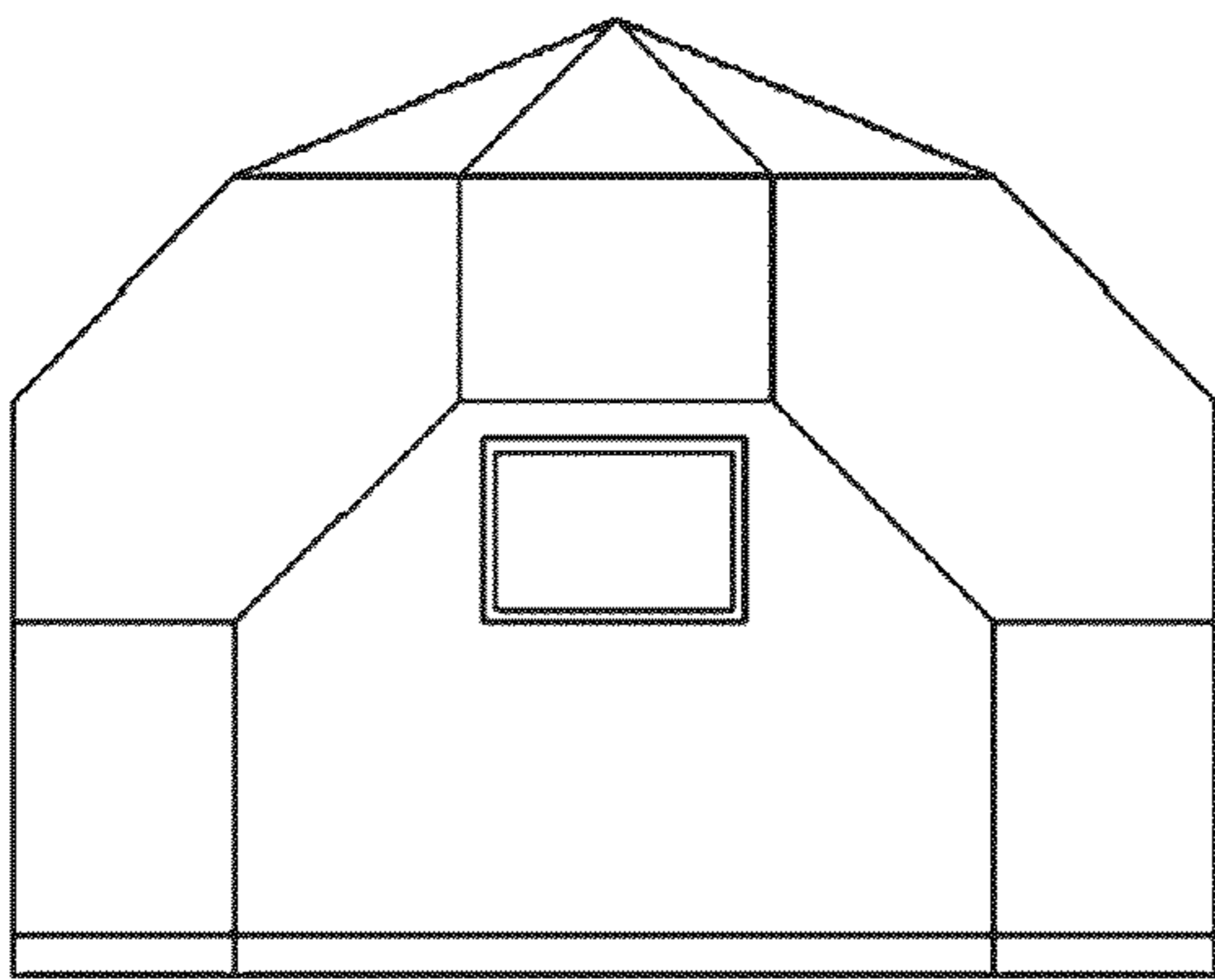


FIG. 5

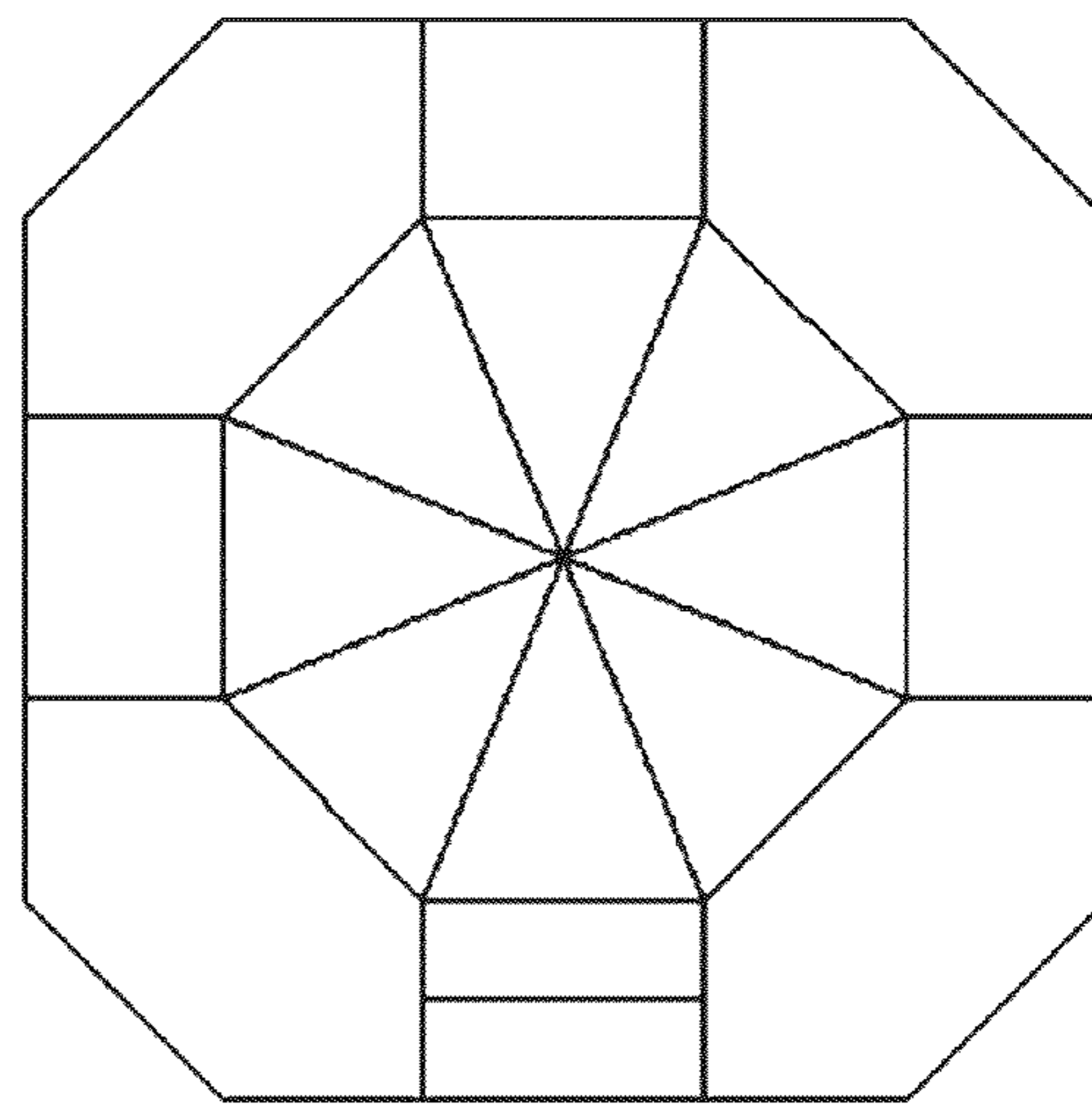


FIG. 6