



US00D732679S

(12) **United States Design Patent**
Assa et al.

(10) **Patent No.:** **US D732,679 S**
(45) **Date of Patent:** **** Jun. 23, 2015**

(54) **APPLICATOR FOR AN APPARATUS FOR SKIN TREATMENT**

(56) **References Cited**

(71) Applicants: **Shlomo Assa**, San Diego, CA (US);
James Bartholomeusz, Beverly Hills, CA (US); **Steve J. Meyer**, San Diego, CA (US); **John Stine**, Murrieta, CA (US); **Charles Cubrrun**, Encinitas, CA (US); **Lee-Anne Stossell**, Laguna Niguel, CA (US); **Matthew M. Kranz**, Encinitas, CA (US)

U.S. PATENT DOCUMENTS

5,086,788	A *	2/1992	Castel et al.	607/150
D400,261	S *	10/1998	Allende	D24/215
5,891,064	A *	4/1999	Van Herk et al.	601/126
D423,677	S *	4/2000	Sivan et al.	D24/215
D438,977	S *	3/2001	Khalaj	D24/214
D548,341	S *	8/2007	Ohta et al.	D24/146
D593,204	S *	5/2009	Manke et al.	D24/214
D610,692	S *	2/2010	Heilman	D24/201
7,942,869	B2 *	5/2011	Houbolt et al.	606/12
D650,086	S *	12/2011	Fuster	D24/215
D681,221	S *	4/2013	Chen	D24/215
8,777,872	B2 *	7/2014	Bainczyk et al.	600/583
D712,059	S *	8/2014	Sedic	D24/215
2002/0173781	A1 *	11/2002	Cense et al.	606/9
2011/0112613	A1 *	5/2011	Gerlitz et al.	607/89
2011/0166559	A1 *	7/2011	Eckhouse et al.	606/9
2012/0022618	A1 *	1/2012	Lum et al.	607/90

(72) Inventors: **Shlomo Assa**, San Diego, CA (US);
James Bartholomeusz, Beverly Hills, CA (US); **Steve J. Meyer**, San Diego, CA (US); **John Stine**, Murrieta, CA (US); **Charles Cubrrun**, Encinitas, CA (US); **Lee-Anne Stossell**, Laguna Niguel, CA (US); **Matthew M. Kranz**, Encinitas, CA (US)

* cited by examiner

(73) Assignee: **SYNERON MEDICAL LTD.**, Yoqneam Illit (IL)

Primary Examiner — Celia Murphy

Assistant Examiner — John Reickel

(**) Term: **14 Years**

(74) *Attorney, Agent, or Firm* — Vorys, Sater, Seymour and Pease LLP; William L. Klima

(21) Appl. No.: **29/447,030**

(57) **CLAIM**

The ornamental design for an applicator for an apparatus for skin treatment, as shown and described.

(22) Filed: **Feb. 28, 2013**

DESCRIPTION

(51) **LOC (10) Cl.** **24-04**

FIG. 1 is a front perspective view of an applicator for an apparatus for skin treatment;

(52) **U.S. Cl.**
USPC **D24/206**

FIG. 2 is a top plan view thereof;

FIG. 3 is a bottom plan view thereof;

FIG. 4 is a left-side elevational view thereof, the right-side elevational view being a mirror image thereof;

FIG. 5 is a front elevational view thereof; and,

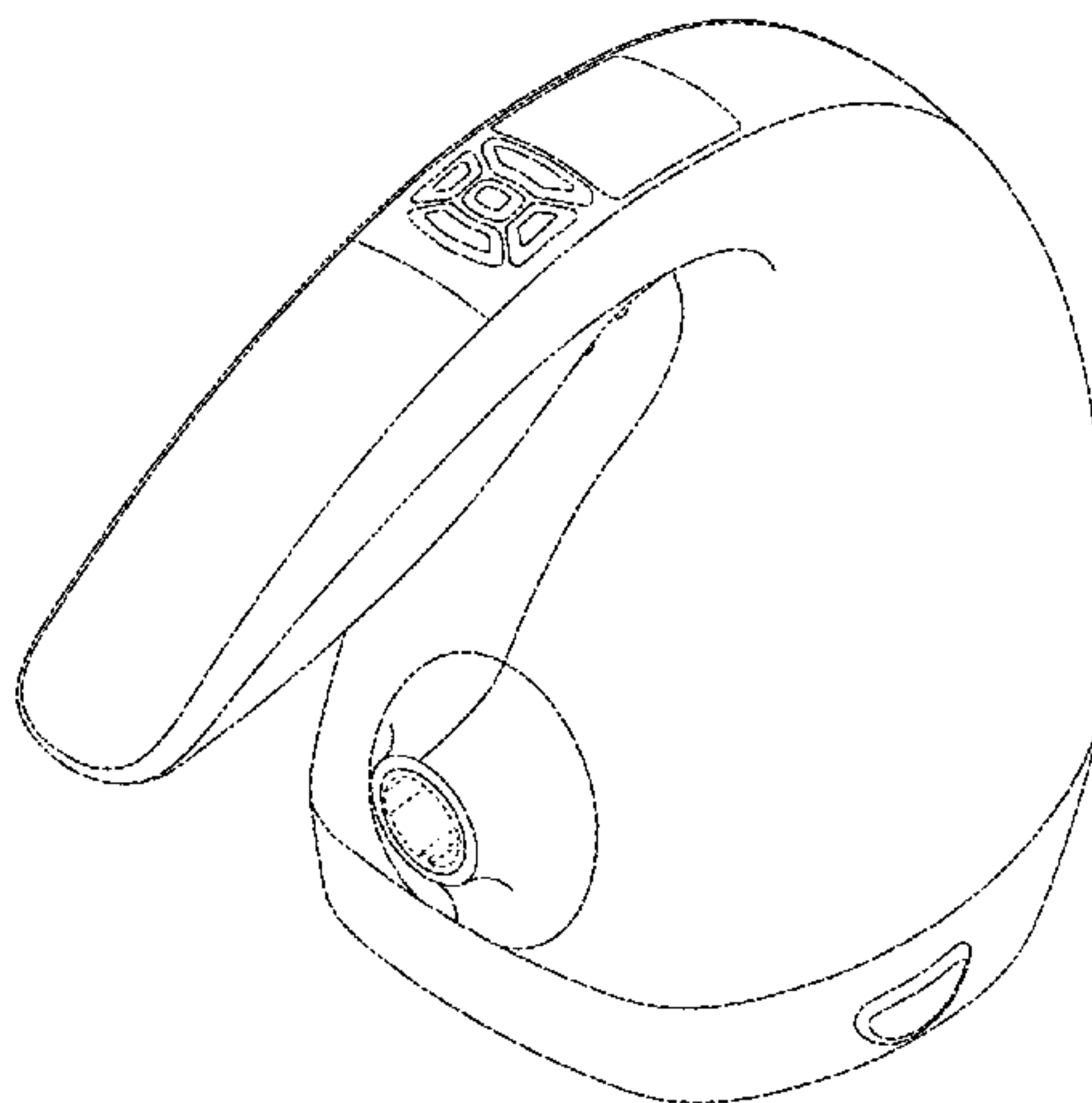
FIG. 6 is a rear elevational view thereof.

(58) **Field of Classification Search**
USPC D24/133, 188, 200, 206–215; D10/57;
606/9, 33; 607/88–94; D13/108
CPC A61H 33/12; A61H 33/06; A61H 33/063;
A61H 2201/10; A61H 2201/00; A61H
2201/005; A61H 2205/12; A61M 11/041;
A61M 2011/065; A61M 2209/084; A61N
5/0616; A61N 5/062; A61N 5/0613
See application file for complete search history.

The illustrated design is for an applicator for a skin treatment apparatus that provides skin treatment. The claimed design focuses only on the ornamental design of the applicator.

The broken lines showing of the recessed detailing is included for the purpose of illustrating portions of the article and forms no part of the claimed design.

1 Claim, 6 Drawing Sheets






FIG. 1

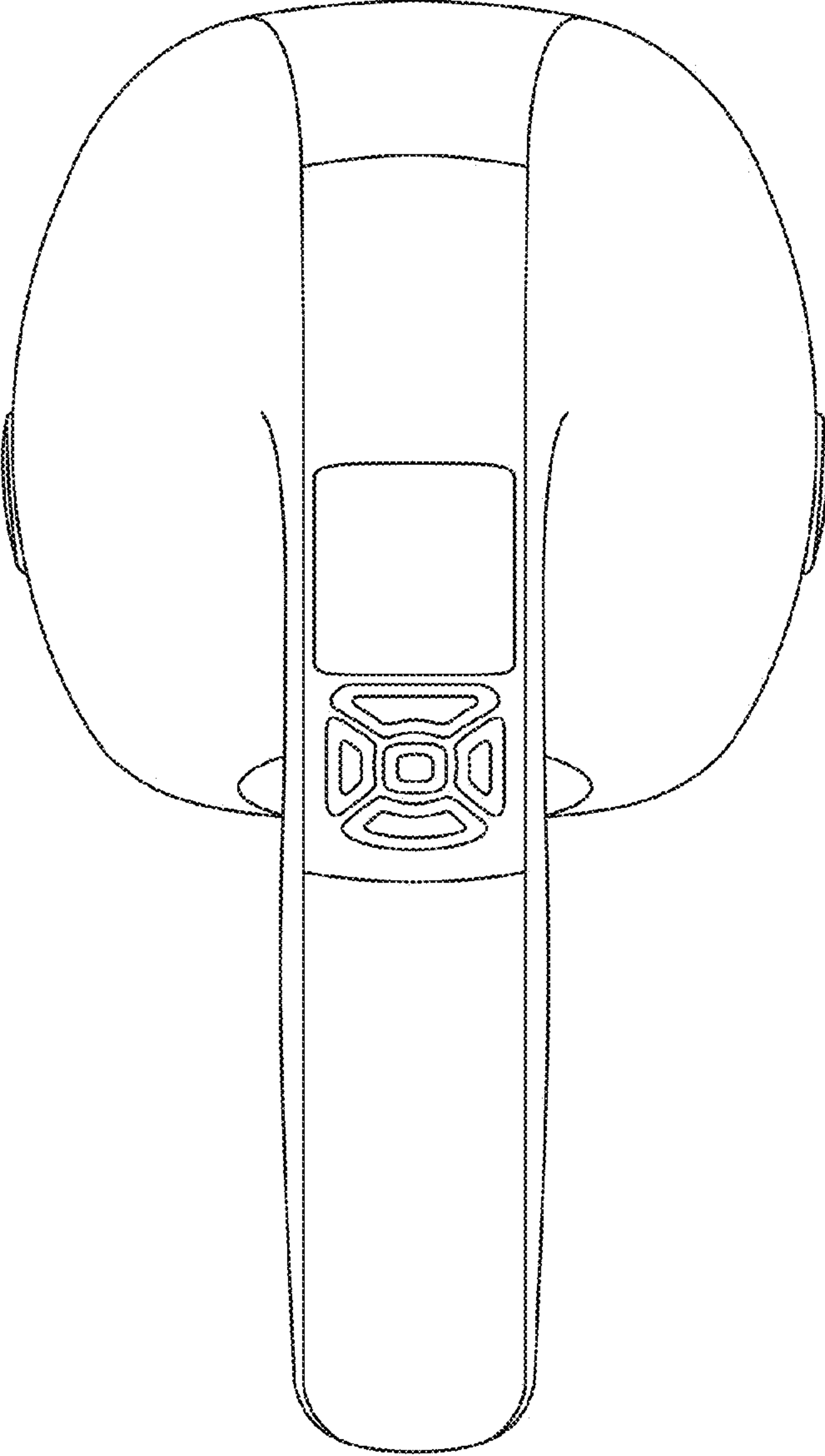


FIG. 2

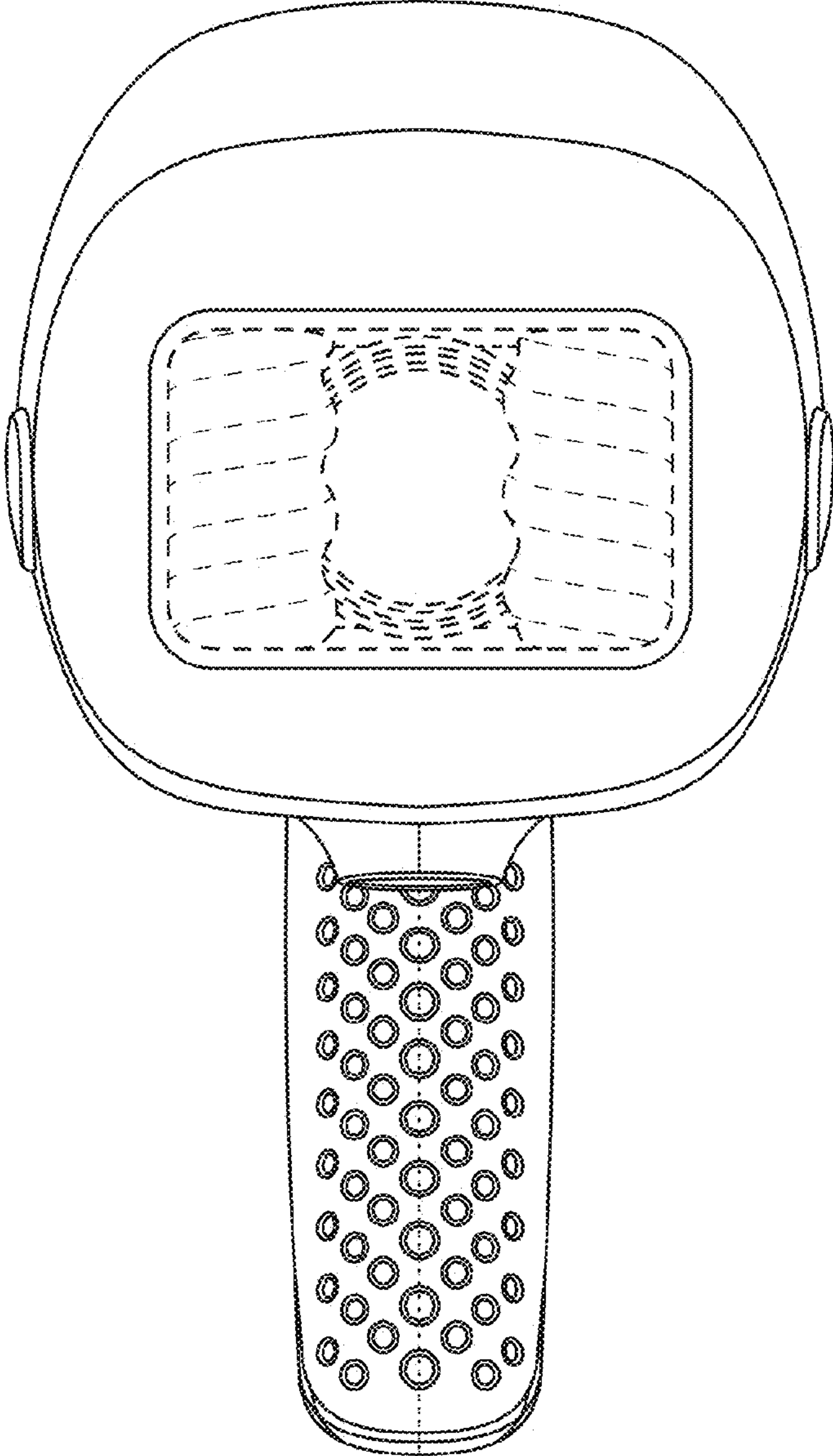


FIG. 3

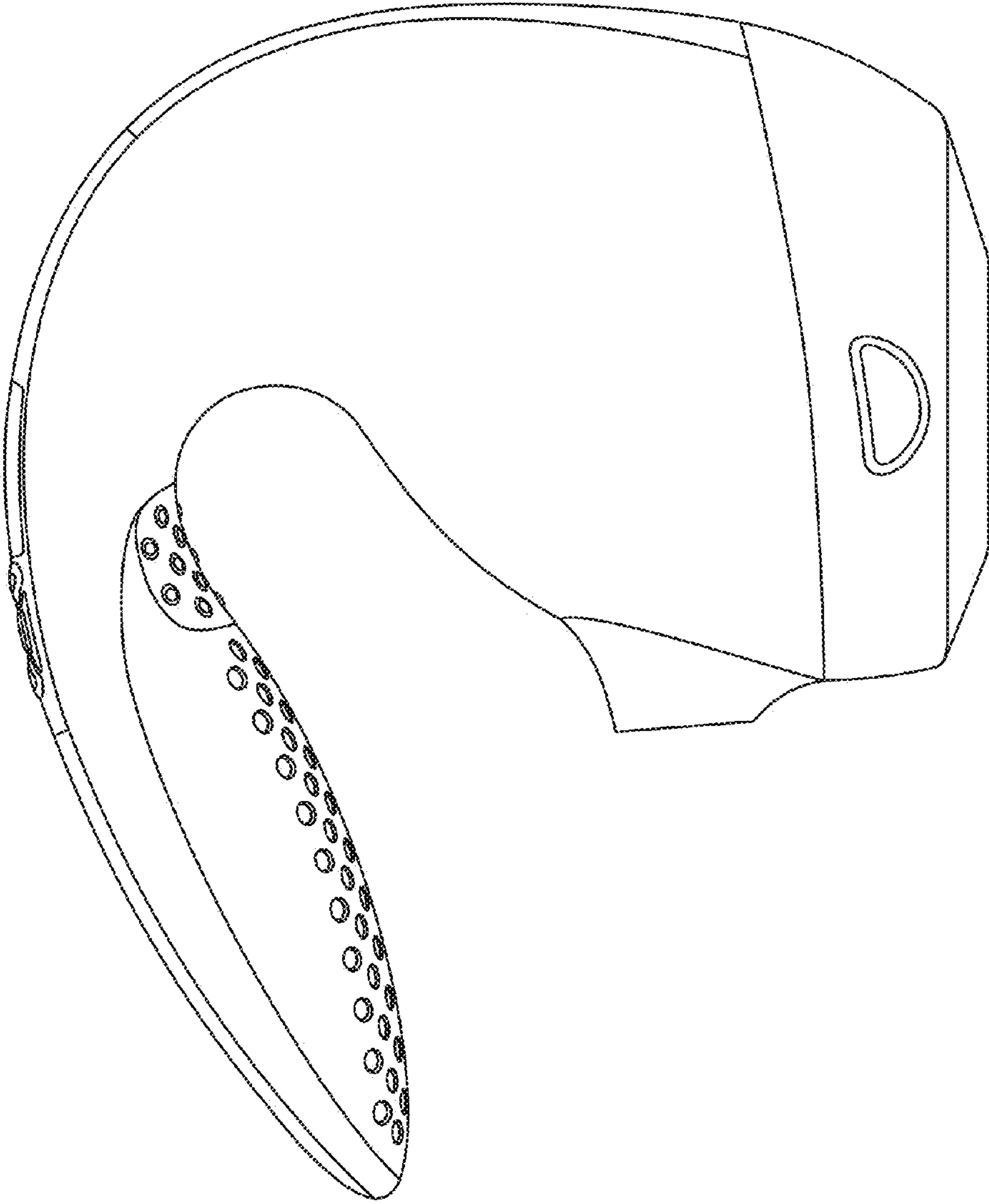


FIG. 4

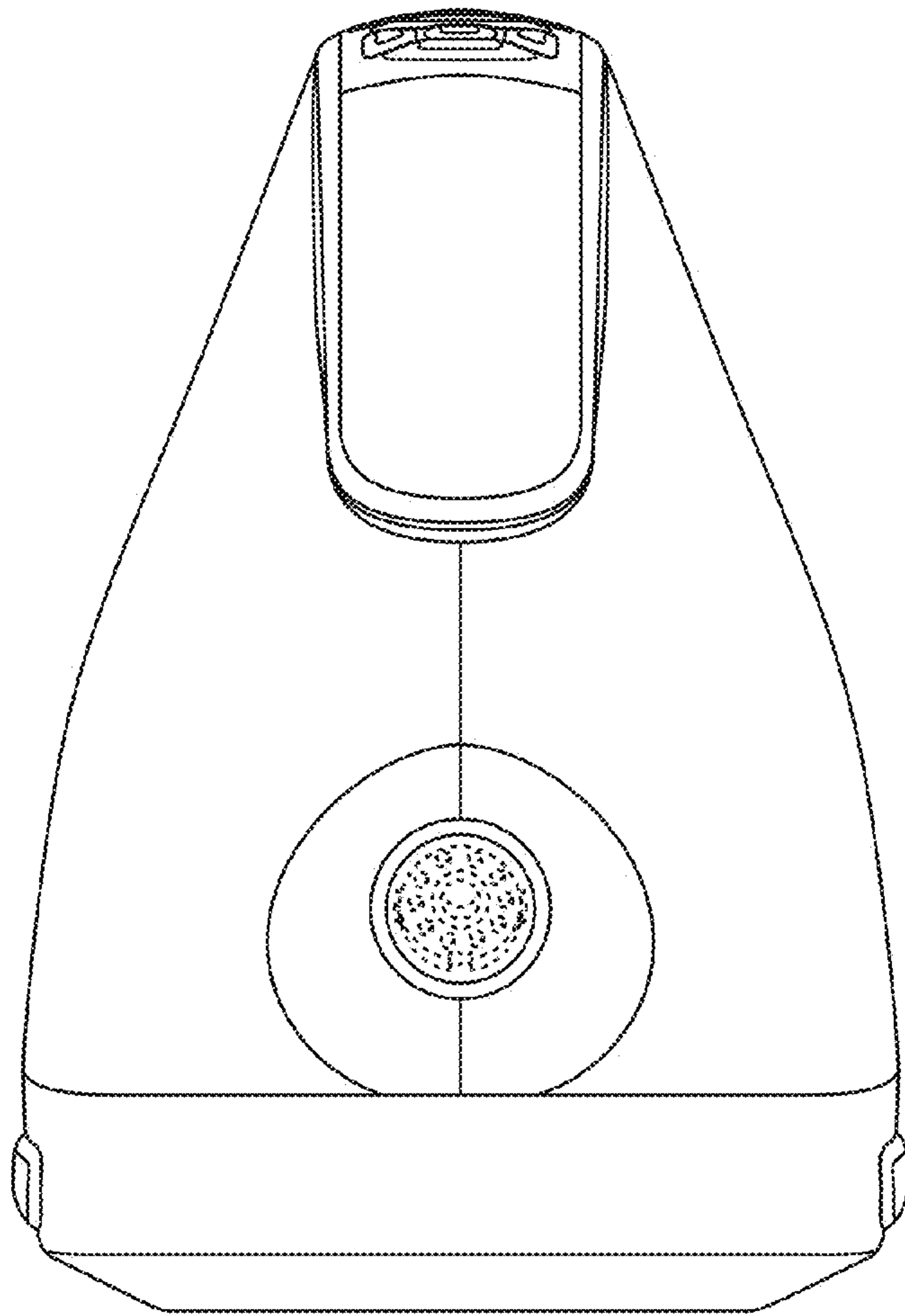


FIG. 5

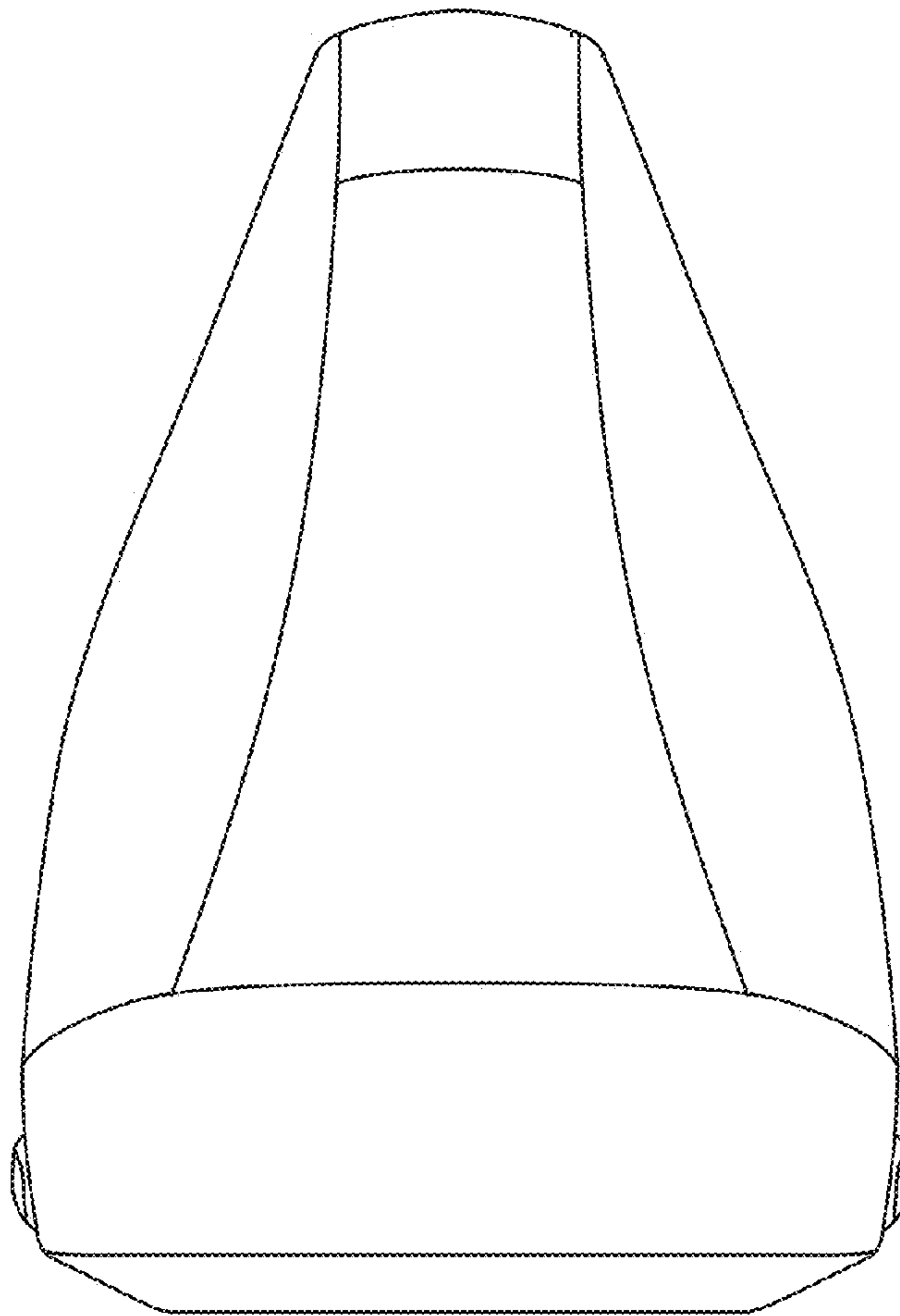


FIG. 6