



US00D732657S

(12) **United States Design Patent**
Peterson et al.

(10) **Patent No.:** **US D732,657 S**
(45) **Date of Patent:** **** Jun. 23, 2015**

(54) **WINGLET**
(71) Applicant: **Delta T Corporation**, Lexington, KY (US)
(72) Inventors: **Greg Peterson**, Nicholasville, KY (US); **Jason Williams**, Wilmore, KY (US)
(73) Assignee: **DELTA T CORPORATION**, Lexington, KY (US)
(**) Term: **14 Years**

(21) Appl. No.: **29/483,344**
(22) Filed: **Feb. 27, 2014**
(51) **LOC (10) Cl.** **23-04**
(52) **U.S. Cl.**
USPC **D23/413**
(58) **Field of Classification Search**
USPC D23/324, 331, 343, 355, 411-414, 370, D23/377, 379, 385, 499; D12/214, 332, D12/338, 345; D32/18, 25, 31, 32; 416/210 R, 241 R, 5, 244 R, 170 R, 184, 416/204 R, 206, 207, 214 R, 220 R, 228, 416/90 R, 191, 242, 243, 223 R, 224, 147; 417/423.1; 244/199.4, 123.1
CPC ... B64C 23/065; F04D 25/088; F04D 29/681; F04D 29/384
See application file for complete search history.

(56) **References Cited**

U.S. PATENT DOCUMENTS

2,014,032 A * 9/1935 Sharpe et al. 416/228
2,426,742 A * 9/1947 Pawlowski 416/189
4,108,403 A * 8/1978 Finch 244/199.2
4,457,479 A * 7/1984 Daude 244/203
5,035,576 A * 7/1991 Byrnes et al. 416/134 R
5,407,153 A * 4/1995 Kirk et al. 244/199.4
D359,472 S * 6/1995 Day D12/343
6,161,797 A * 12/2000 Kirk et al. 244/1 N

6,517,315 B2 * 2/2003 Belady 415/221
7,252,478 B2 8/2007 Aynsley et al.
7,284,960 B2 10/2007 Aynsley
D587,799 S 3/2009 Oleson
D604,408 S * 11/2009 Searle D23/411
D605,590 S * 12/2009 Chen et al. D13/115
7,654,798 B2 2/2010 Aynsley
7,900,877 B1 * 3/2011 Guida 244/199.4
7,934,907 B2 5/2011 Aynsley et al.
D641,075 S 7/2011 Fizer et al.
D642,674 S 8/2011 Oleson
D644,316 S * 8/2011 Spaggiari D23/413
8,075,273 B2 12/2011 Aynsley
8,079,823 B2 12/2011 Aynsley et al.

(Continued)

OTHER PUBLICATIONS

Isis Installation Guide Big Ass Fans www.bigassfans.com © 2013
Delta T Corp. DBA Big Ass Fan Co. 56 Pages.

(Continued)

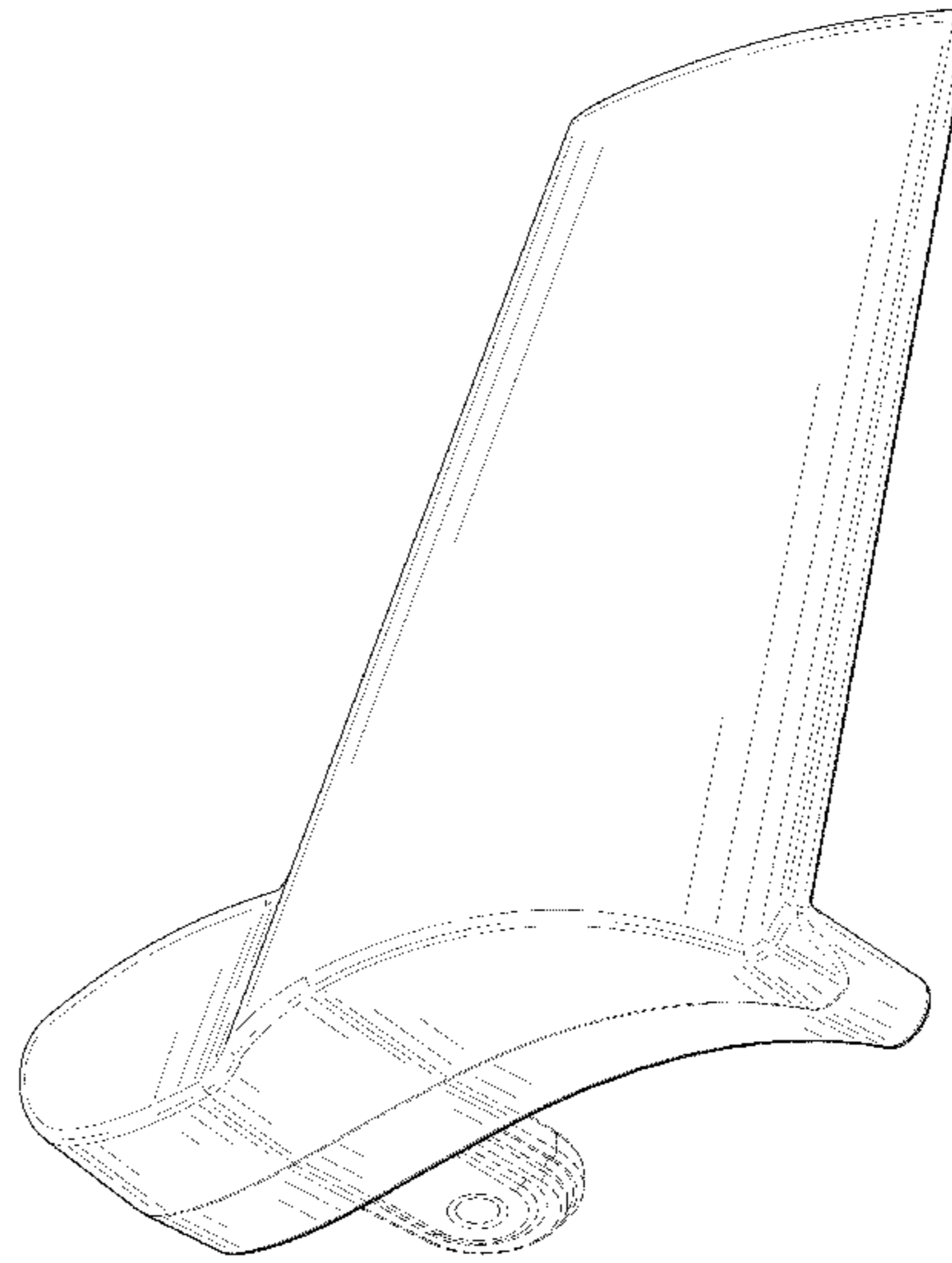
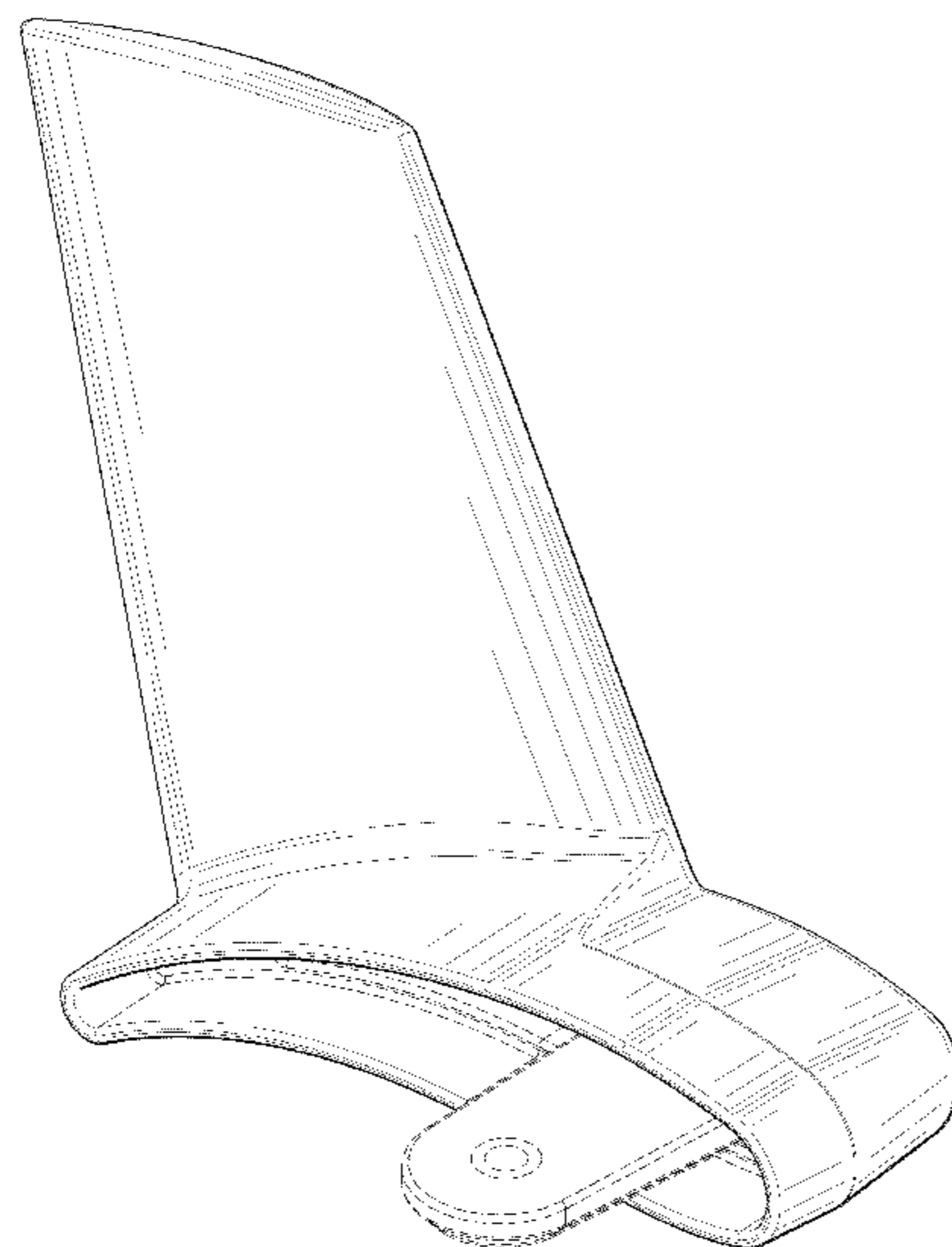
Primary Examiner — Susan Bennett Hattan
Assistant Examiner — Marie Fast Horse
(74) *Attorney, Agent, or Firm* — King & Schickli, PLLC

(57) **CLAIM**
The ornamental design for a winglet, as shown and described.

DESCRIPTION

FIG. 1 is a rear perspective view of the winglet;
FIG. 2 is a bottom perspective view of the winglet;
FIG. 3 is a front elevational view of the winglet;
FIG. 4 is a right side view of the winglet;
FIG. 5 is a rear elevational view of the winglet;
FIG. 6 is a left side view of the winglet;
FIG. 7 is a top view of the winglet; and,
FIG. 8 is a bottom view of the winglet.
The broken lines in the drawings depict parts of the winglet that form no part of the claimed design.

1 Claim, 8 Drawing Sheets



(56)

References Cited

U.S. PATENT DOCUMENTS

8,147,182 B2 4/2012 Aynsley et al.
 8,147,204 B2 4/2012 Scherer et al.
 D672,868 S 12/2012 Williams
 D674,734 S * 1/2013 Fujino et al. D12/345
 D675,313 S * 1/2013 Lindgren D23/413
 D680,213 S * 4/2013 Spaggiari D23/413
 8,529,212 B2 9/2013 Smith et al.
 D717,936 S * 11/2014 Peterson D23/413
 8,936,219 B2 * 1/2015 Roman et al. 244/199.4
 2003/0095864 A1 * 5/2003 Ivanovic 415/119
 2008/0213097 A1 * 9/2008 Oleson et al. 416/210 R
 2009/0072108 A1 3/2009 Oleson
 2009/0081045 A1 * 3/2009 Scherer et al. 416/214 R
 2009/0148301 A1 * 6/2009 Leahy et al. 416/223 R

2009/0162197 A1 6/2009 Klemo et al.
 2010/0148010 A1 * 6/2010 Hunter 244/199.4
 2012/0128501 A1 * 5/2012 Hoofard et al. 416/241 R
 2012/0177500 A1 * 7/2012 Oleson et al. 416/224
 2012/0177509 A1 7/2012 Aynsley et al.
 2012/0187251 A1 * 7/2012 Guida 244/199.4
 2012/0230832 A1 * 9/2012 Stege 416/228
 2013/0048793 A1 * 2/2013 Edmond et al. 244/199.4
 2013/0277504 A1 * 10/2013 Heller et al. 244/35 R
 2014/0064979 A1 * 3/2014 Coiling et al. 416/223 R
 2014/0072431 A1 * 3/2014 Smith et al. 416/170 R
 2014/0117158 A1 * 5/2014 Davies et al. 244/123.1
 2014/0117166 A1 * 5/2014 Campbell et al. 244/199.4

OTHER PUBLICATIONS

Design U.S. Appl. No. 29/458,161, filed Jun. 17, 2013 31 Pages.

* cited by examiner

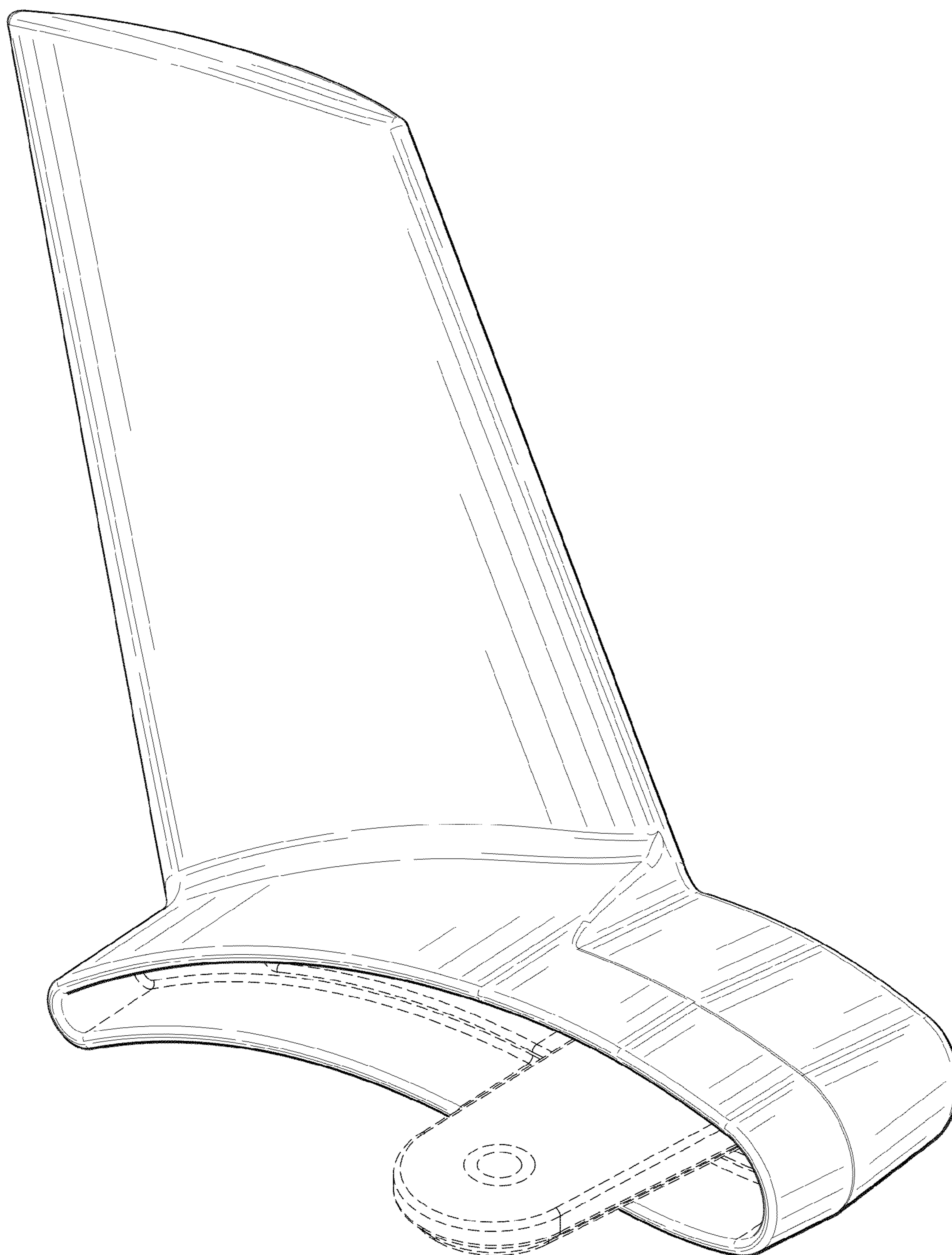


FIG. 1



FIG. 2

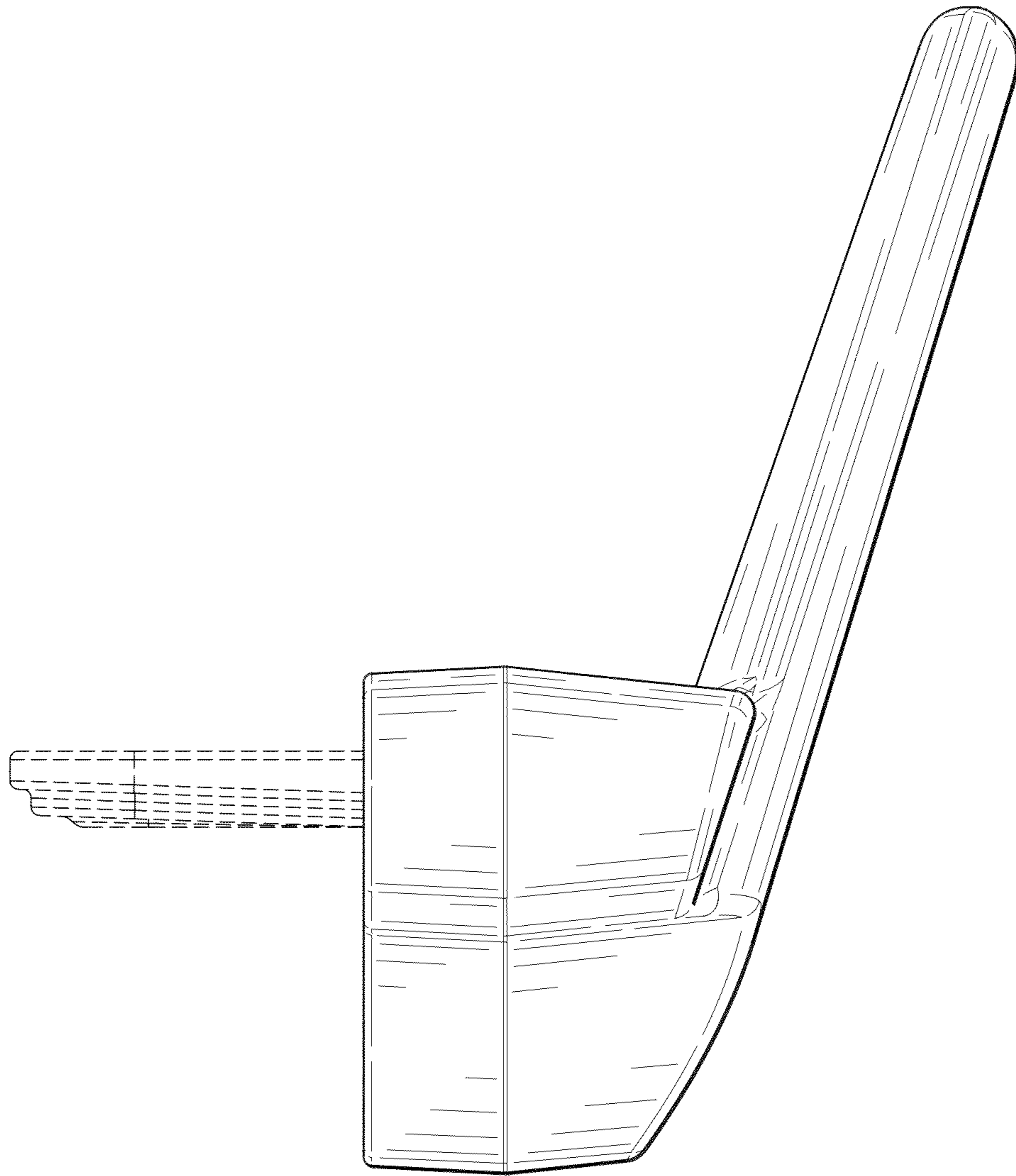


FIG. 3

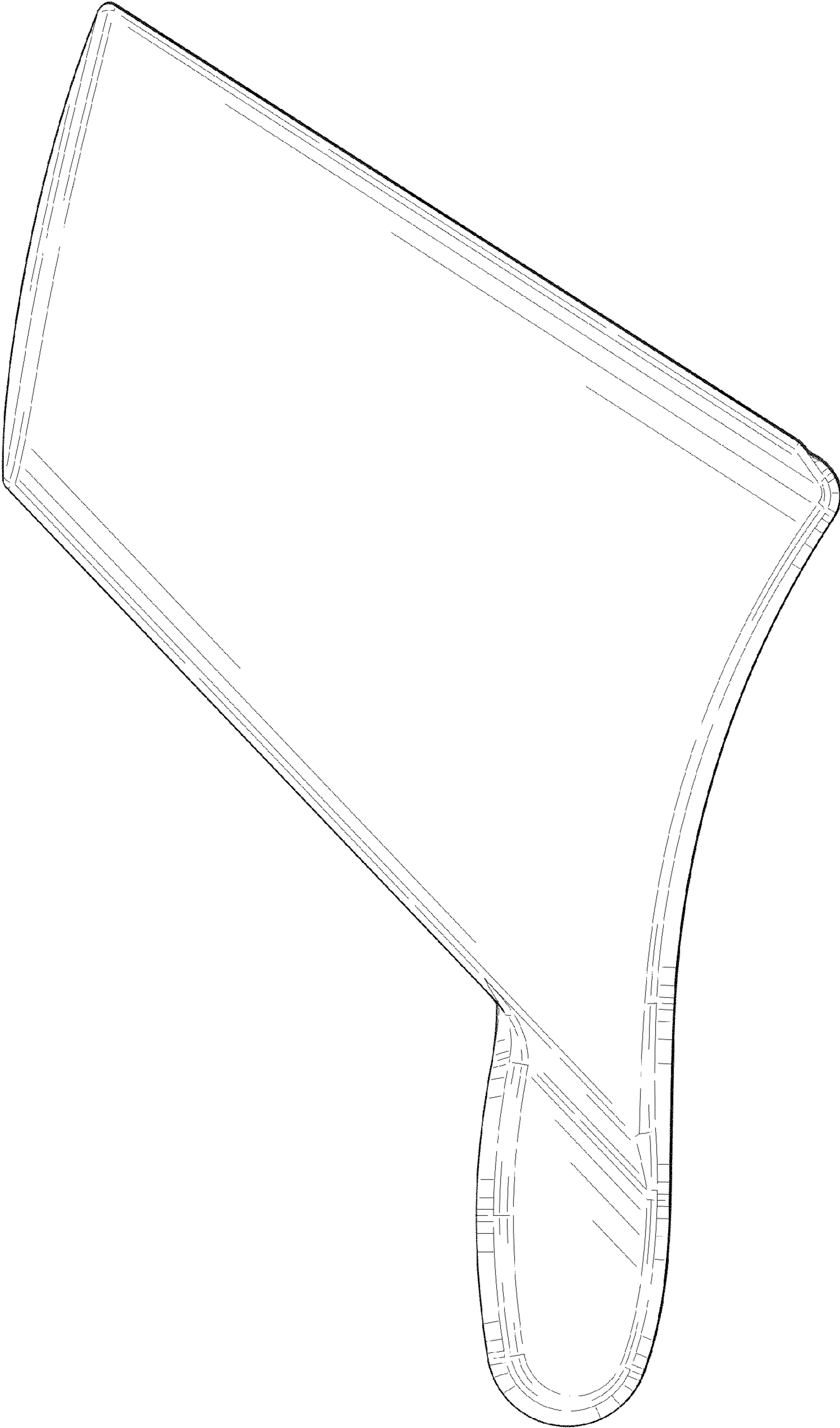


FIG. 4

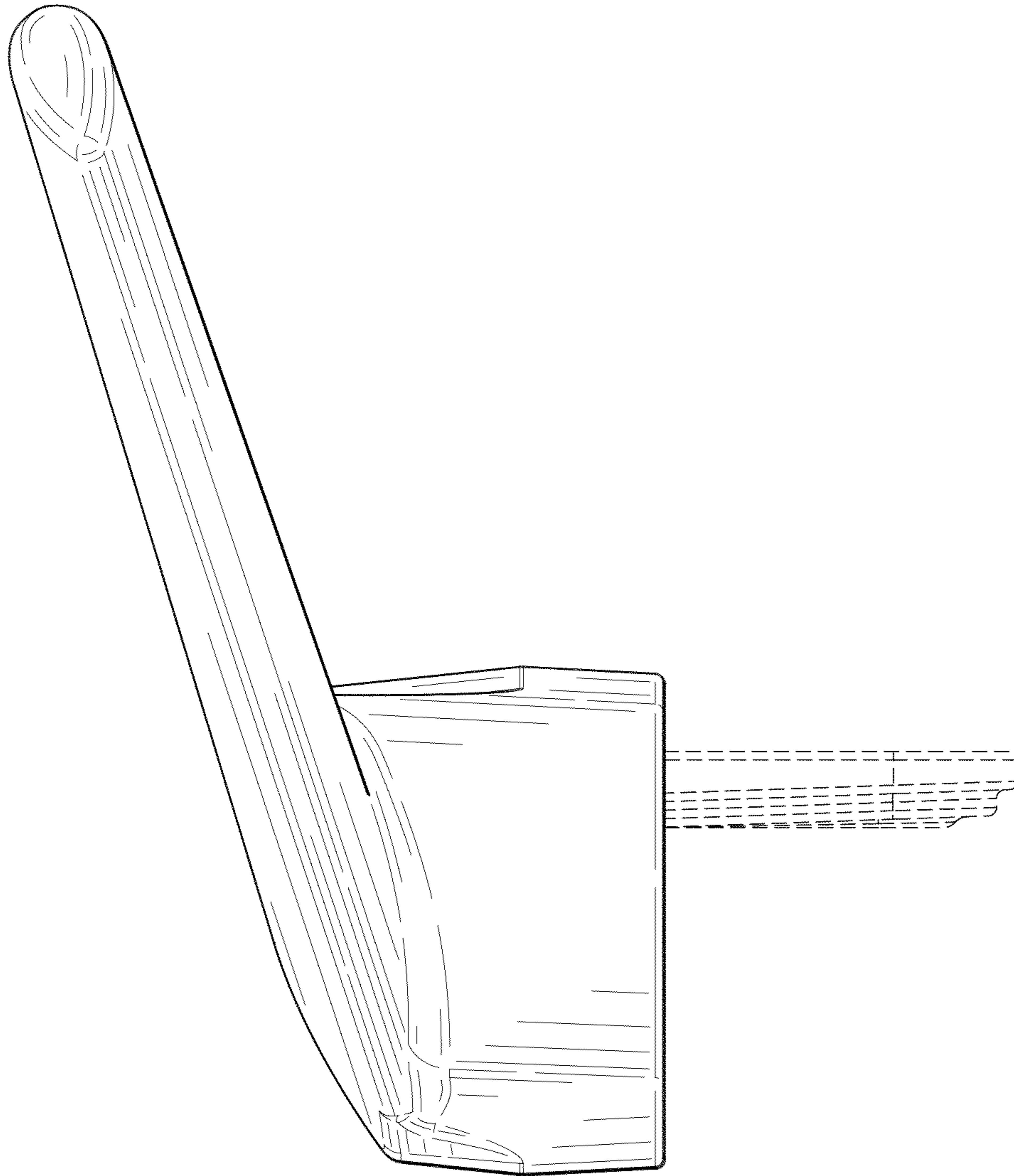


FIG. 5

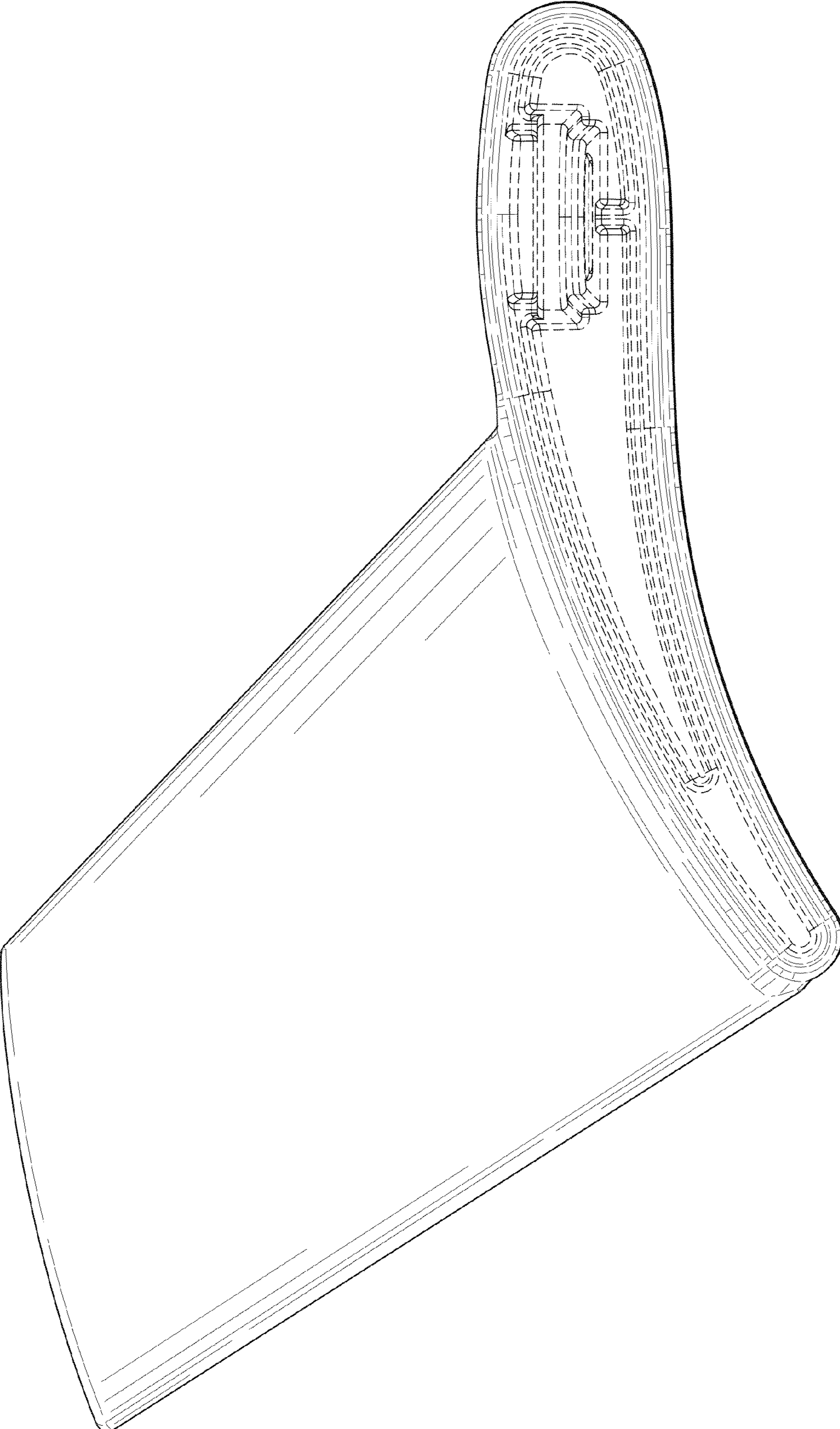


FIG. 6




FIG. 7

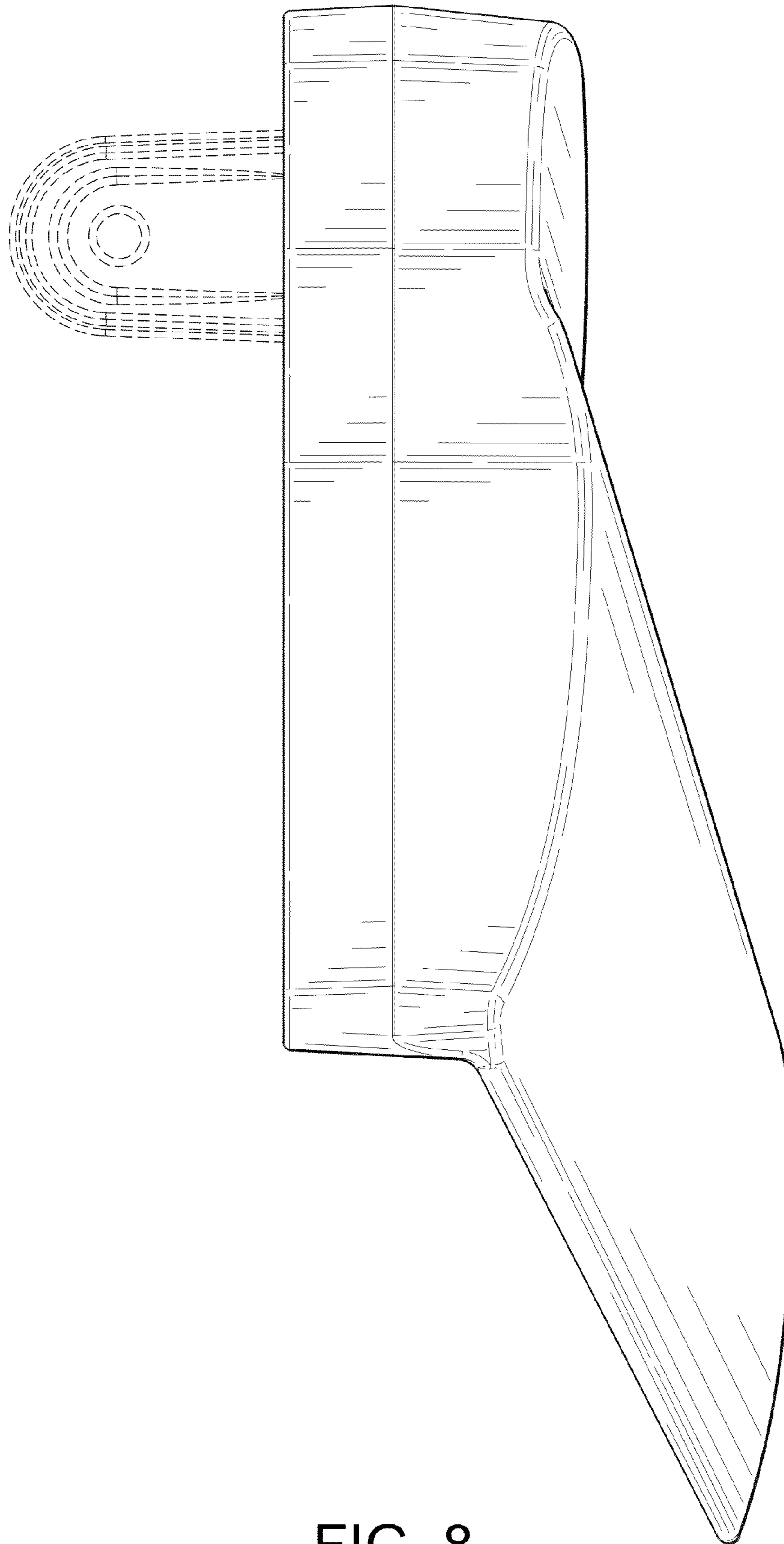


FIG. 8