

US00D732656S

(12) **United States Design Patent**
Wu et al.

(10) **Patent No.:** **US D732,656 S**
(45) **Date of Patent:** **** Jun. 23, 2015**

(54) **FAN BLADE**

(71) Applicant: **ASUSTeK COMPUTER INC.**, Taipei (TW)

(72) Inventors: **Ming-Hsiu Wu**, Taipei (TW);
Sung-Chuan Huang, Taipei (TW);
Yi-Chi Lai, Taipei (TW); **Ta-Ching Kuan**, Taipei (TW)

(73) Assignee: **ASUSTeK COMPUTER INC.**, Taipei (TW)

(**) Term: **14 Years**

(21) Appl. No.: **29/478,313**

(22) Filed: **Jan. 3, 2014**

(30) **Foreign Application Priority Data**

Jul. 25, 2013 (TW) 102126681

(51) **LOC (10) Cl.** **23-04**

(52) **U.S. Cl.**
USPC **D23/413**

(58) **Field of Classification Search**
USPC D23/336, 342, 370-379, 411, 499;
415/68, 90, 110, 119, 126, 148, 182.1,
415/183, 200, 207, 208.1, 208.2, 214.1,
415/220, 230; 416/100, 132 R, 144, 179,
416/204 R, 214 R, 223 R, 236 A, 243, 244 R,
416/246, 247 R, 185; 417/84, 177, 198, 313,
417/423.1, 423.14, 234; D15/7; D21/430,
D21/436, 442, 447, 450, 453, 458; 361/695
See application file for complete search history.

(56) **References Cited**

U.S. PATENT DOCUMENTS

90,468 A * 5/1869 Smith 416/189
104,579 A * 6/1870 Greenwell 416/189

(Continued)

Primary Examiner — Susan Bennett Hattan

Assistant Examiner — Marie Fast Horse

(74) *Attorney, Agent, or Firm* — Muncy, Geissler, Olds & Lowe, P.C.

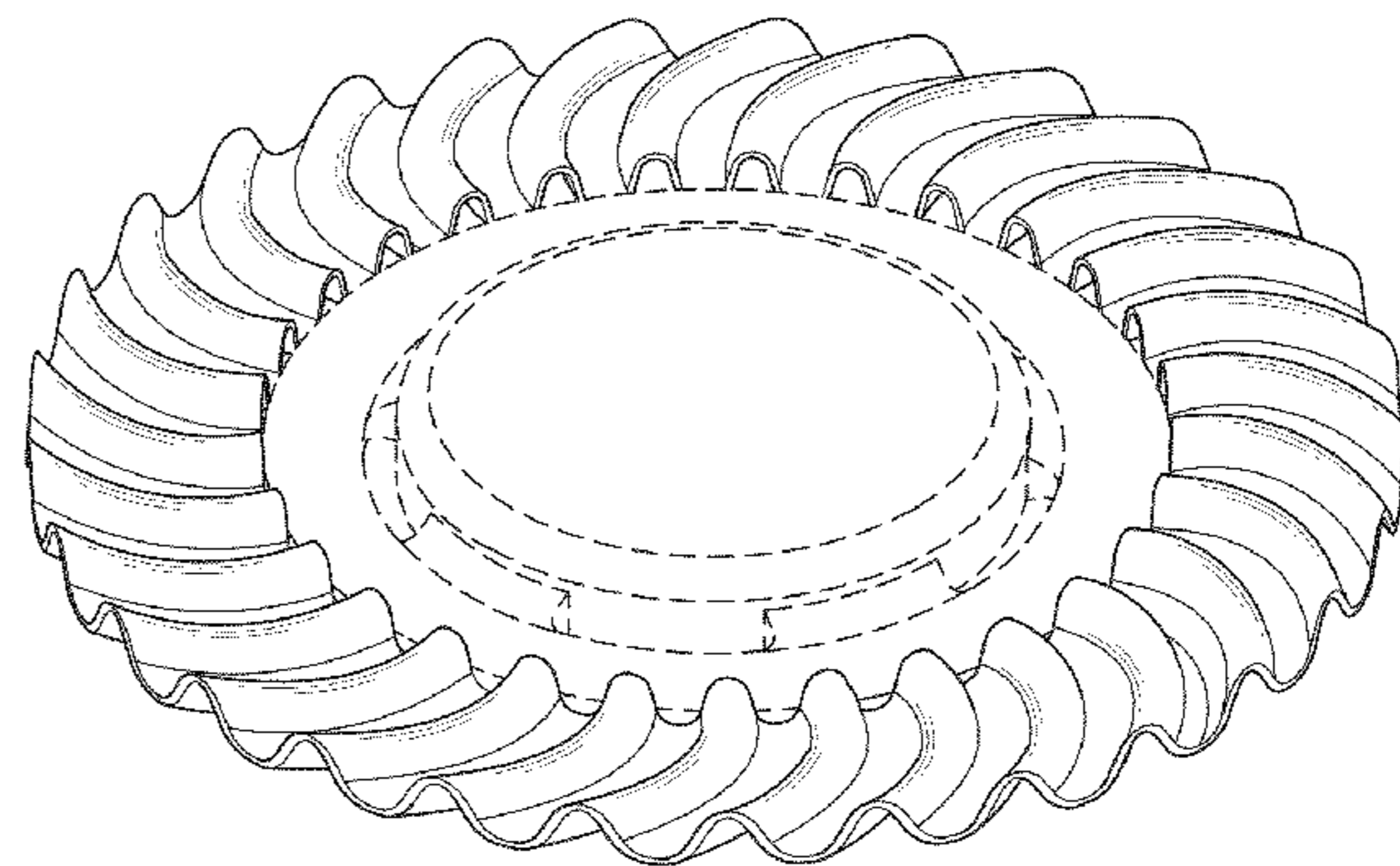
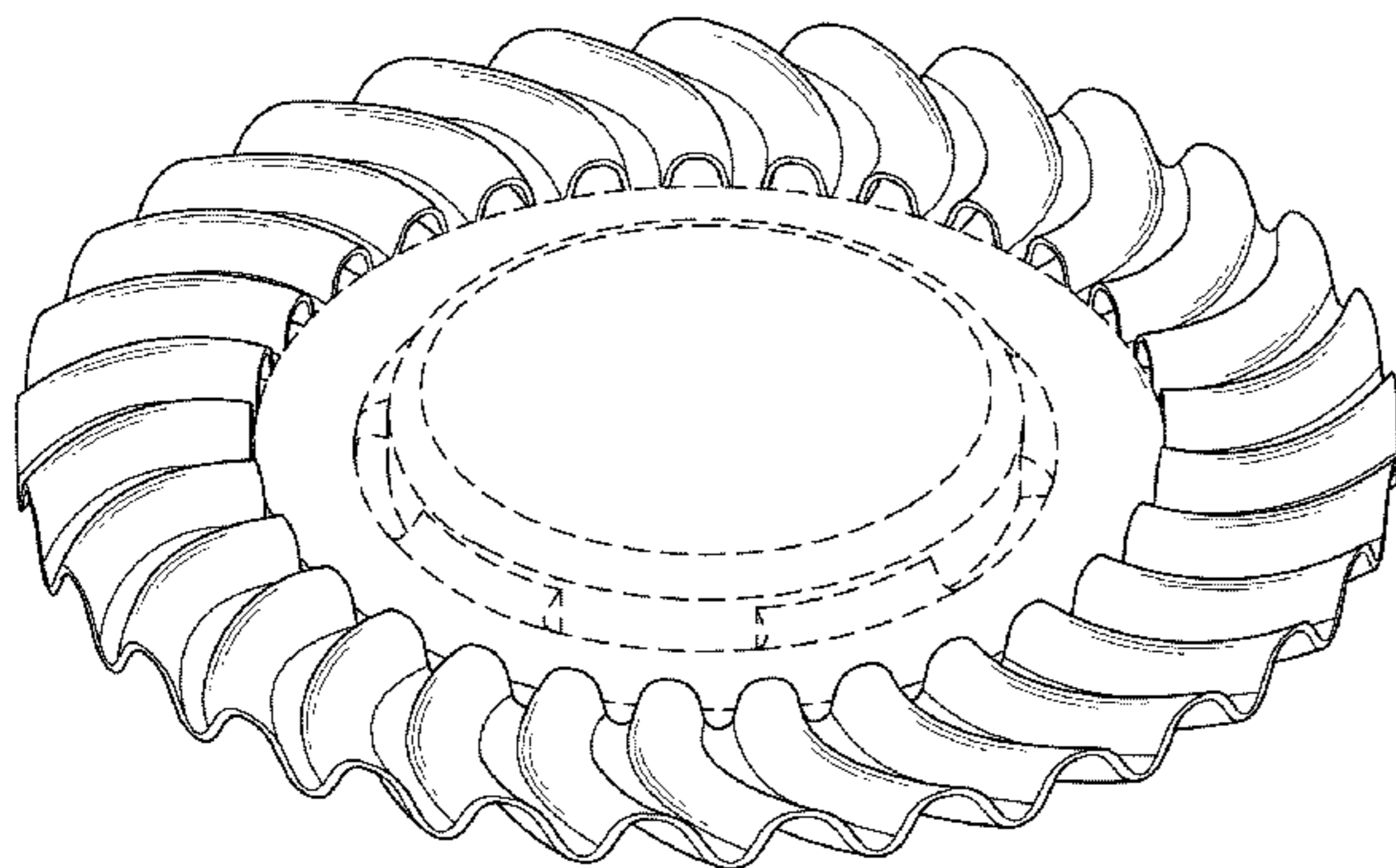
(57) **CLAIM**

We claim the ornamental design for a fan blade, as shown and described.

DESCRIPTION

FIG. 1 is a top perspective view of the fan blade according to a first embodiment of our new design;
FIG. 2 is a front elevational view of the first embodiment of the design;
FIG. 3 is a rear elevational view of the first embodiment of the design;
FIG. 4 is a left side elevational view of the first embodiment of the design;
FIG. 5 is a right side elevational view of the first embodiment of the design;
FIG. 6 is a top plan view of the first embodiment of the design;
FIG. 7 is a bottom plan view of the first embodiment of the design;
FIG. 8 is a perspective view of the design applying on a centrifugal fan;
FIG. 9 is a top perspective view of the fan blade according to a second embodiment of our new design;
FIG. 10 is a front elevational view of the second embodiment of the design;
FIG. 11 is a rear elevational view of the second embodiment of the design;
FIG. 12 is a left side elevational view of the second embodiment of the design;
FIG. 13 is a right side elevational view of the second embodiment of the design;
FIG. 14 is a top plan view of the second embodiment of the design;
FIG. 15 is a bottom plan view of the second embodiment of the design; and,
FIG. 16 is a perspective view of the design applying on a centrifugal fan.
The broken line showing of the remainder of the fan blade in FIGS. 1-16 and the centrifugal fan case in FIGS. 8 and 16 are for environmental purposes only and forms no part of the claimed design.

1 Claim, 12 Drawing Sheets



(56)

References Cited

U.S. PATENT DOCUMENTS

327,370 A * 9/1885 Williams 416/189
 D18,059 S * 2/1888 Hall D23/394
 D19,043 S * 4/1889 Rohrman D23/394
 927,534 A * 7/1909 Hornbmt 416/185
 958,809 A * 5/1910 Hawkins 30/307
 1,551,338 A * 8/1925 Siegler 416/179
 2,165,808 A * 7/1939 Murphy 416/186 R
 3,002,595 A * 10/1961 Weir 192/58.5
 D258,589 S * 3/1981 Sugiura D15/7
 D268,112 S * 3/1983 Sugiura D15/7
 4,603,477 A * 8/1986 Francis 30/50
 4,767,277 A * 8/1988 Buse 416/241 A
 D304,230 S * 10/1989 Wang D23/386
 4,923,041 A * 5/1990 Stockmar 192/58.41
 5,755,557 A * 5/1998 Alizadeh 416/193 R
 D461,550 S * 8/2002 Hsin-mao D23/370
 D471,208 S * 3/2003 Iwane D15/7
 D486,568 S * 2/2004 Chen et al. D23/370
 D493,216 S * 7/2004 Wu et al. D23/370
 D506,820 S * 6/2005 Meng-Suen D23/377
 7,136,285 B1 * 11/2006 Herbert 361/695
 7,455,504 B2 * 11/2008 Hill et al. 416/179
 D591,771 S * 5/2009 Jarrah D15/7
 8,152,484 B2 * 4/2012 Bilodeau et al. 417/319

D663,411 S * 7/2012 Naya et al. D23/411
 D681,187 S * 4/2013 Hu et al. D23/413
 D682,411 S * 5/2013 Cocks et al. D23/413
 D694,874 S * 12/2013 Lin et al. D23/413
 2003/0034151 A1 * 2/2003 Lopatinsky et al. 165/122
 2003/0159555 A1 * 8/2003 Perry 83/13
 2008/0286113 A1 * 11/2008 Yoo et al. 416/244 R
 2010/0040456 A1 * 2/2010 Hwang et al. 415/119
 2011/0126654 A1 * 6/2011 Lev et al. 74/459.5
 2011/0194930 A1 * 8/2011 Ai et al. 415/182.1
 2011/0286851 A1 * 11/2011 Benkler et al. 416/223 R
 2012/0114476 A1 * 5/2012 Wong et al. 415/208.1
 2012/0294725 A1 * 11/2012 Hackl et al. 416/223 R
 2013/0108432 A1 * 5/2013 Desjoyeaux et al. 415/208.1
 2013/0202425 A1 * 8/2013 Balk 415/200
 2013/0259666 A1 * 10/2013 Wong et al. 415/183
 2013/0266434 A1 * 10/2013 Blackburn 415/208.1
 2013/0272862 A1 * 10/2013 Chung 415/200
 2014/0010642 A1 * 1/2014 Horst et al. 415/183
 2014/0010643 A1 * 1/2014 Buguin et al. 415/208.1
 2014/0079541 A1 * 3/2014 Chiou 415/206
 2014/0079543 A1 * 3/2014 Lee et al. 415/208.2
 2014/0079544 A1 * 3/2014 Chen et al. 415/213.1
 2014/0099197 A1 * 4/2014 Chen et al. 415/206
 2014/0119909 A1 * 5/2014 Chiang 415/208.1
 2014/0133974 A1 * 5/2014 Yang et al. 415/206
 2014/0178184 A1 * 6/2014 Chou 415/177

* cited by examiner

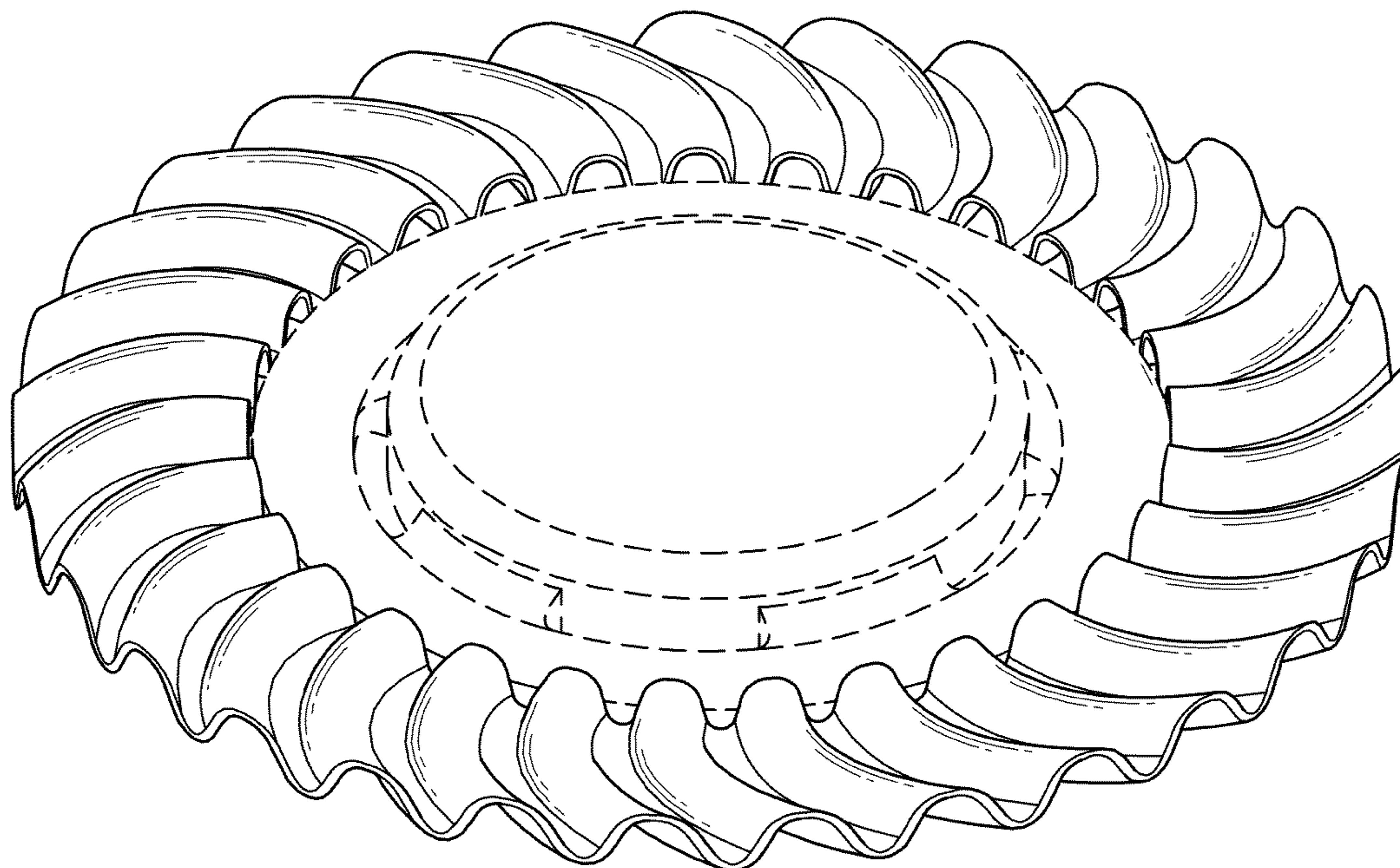


FIG.1

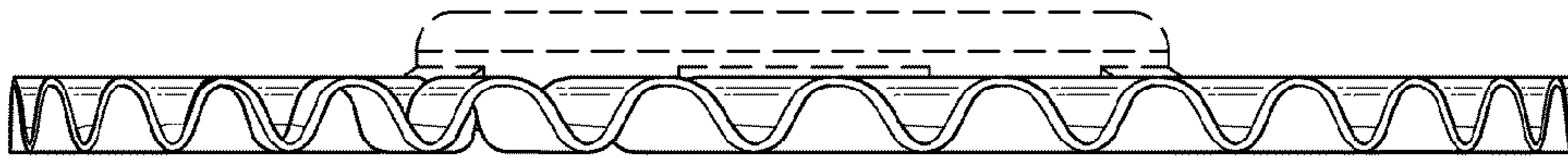


FIG. 2

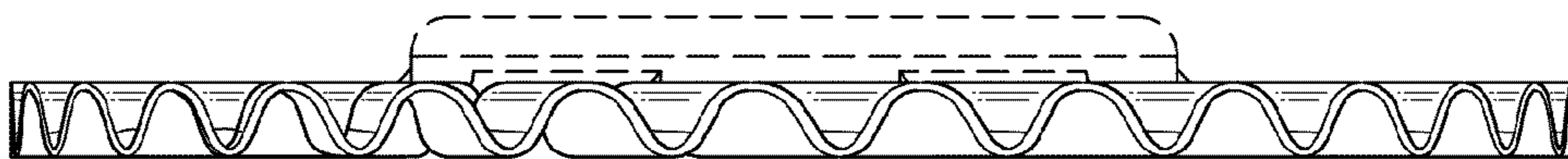


FIG. 3

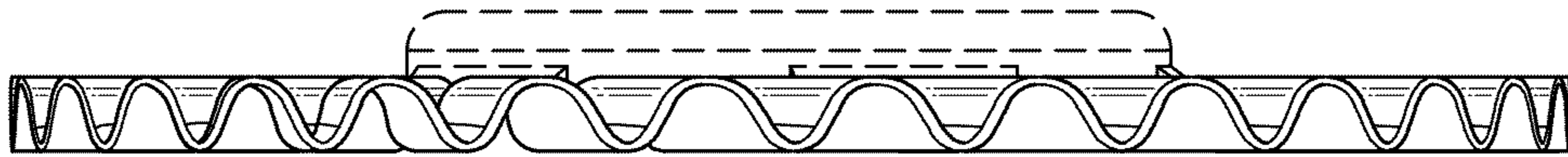


FIG. 4

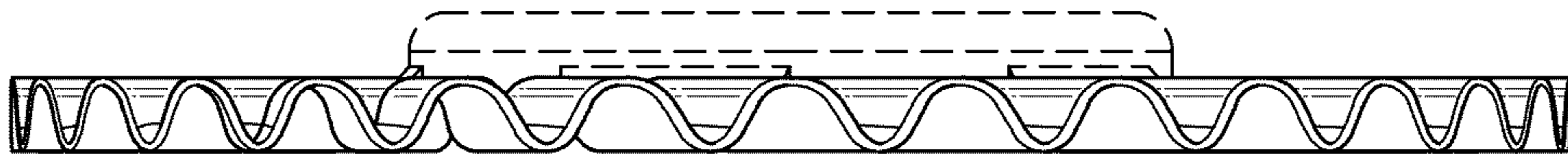


FIG. 5

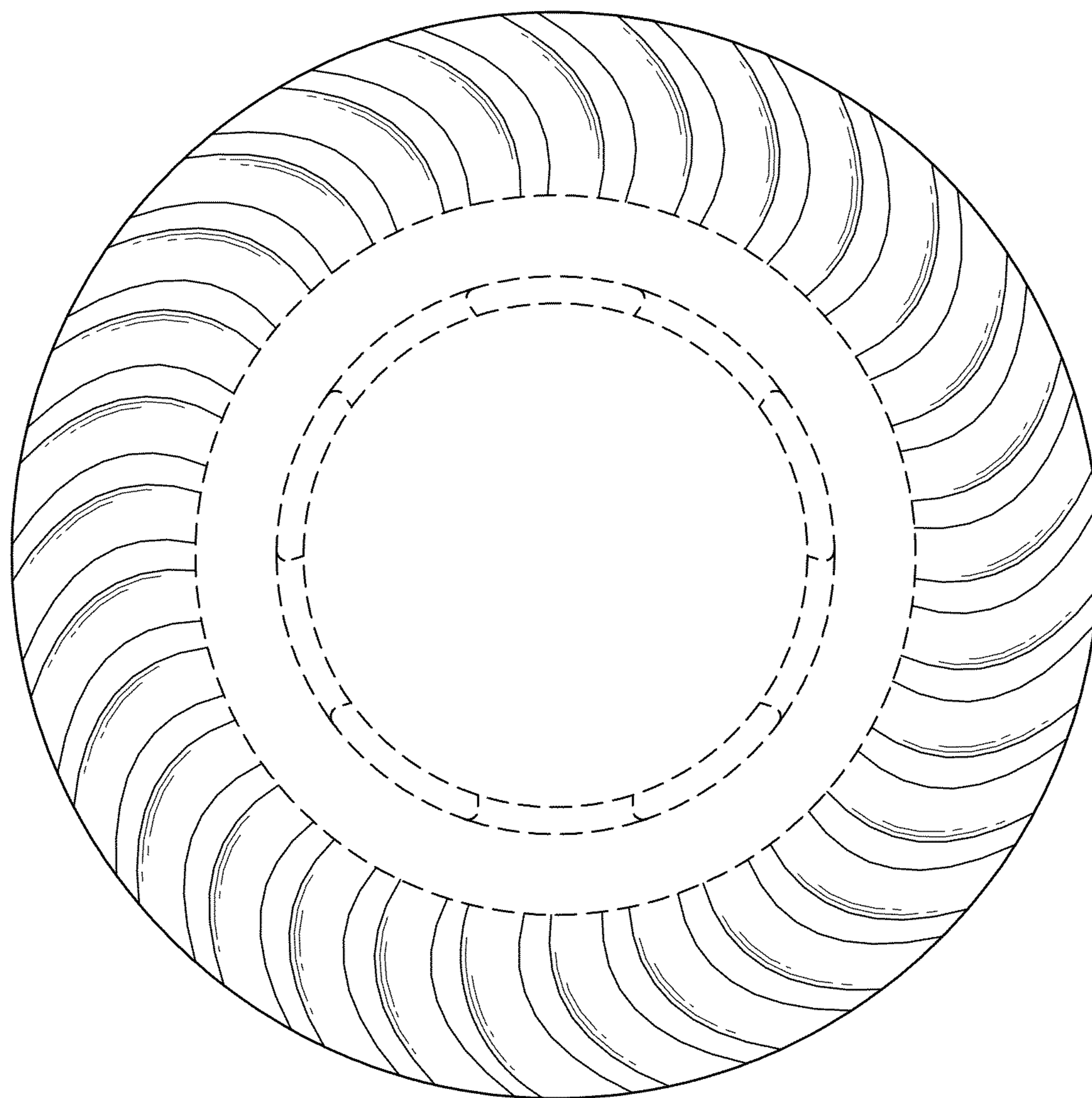


FIG.6

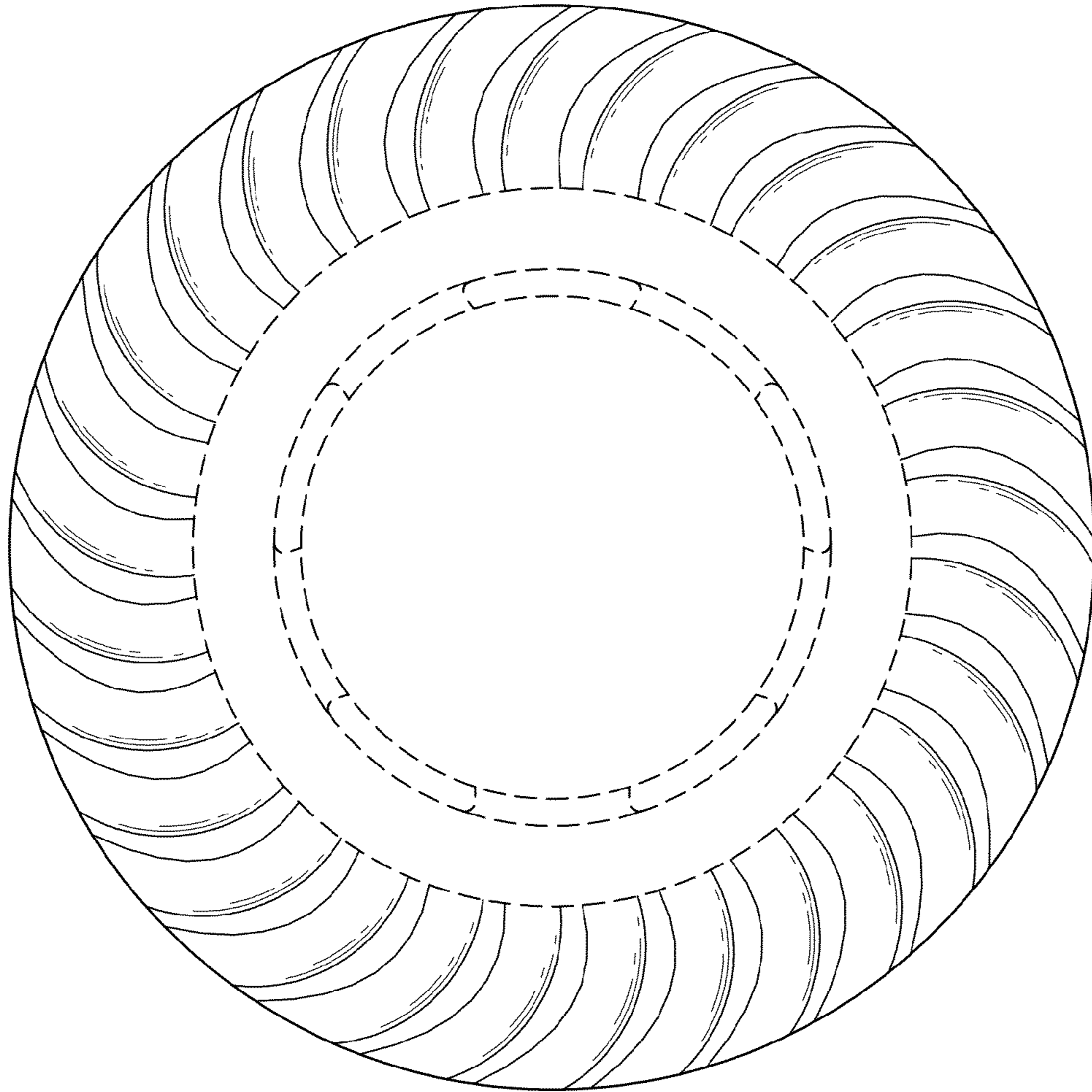


FIG.7

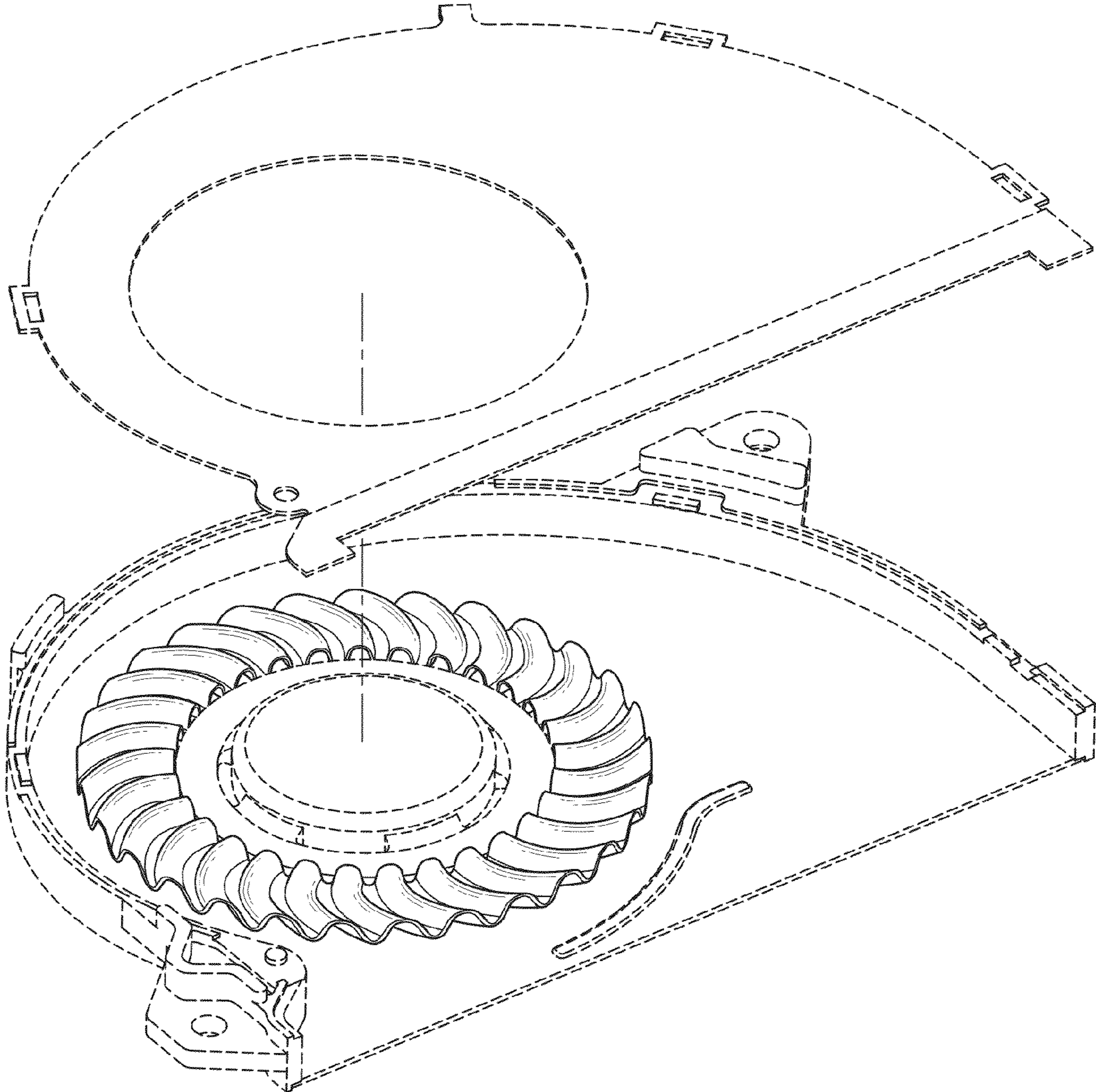


FIG.8

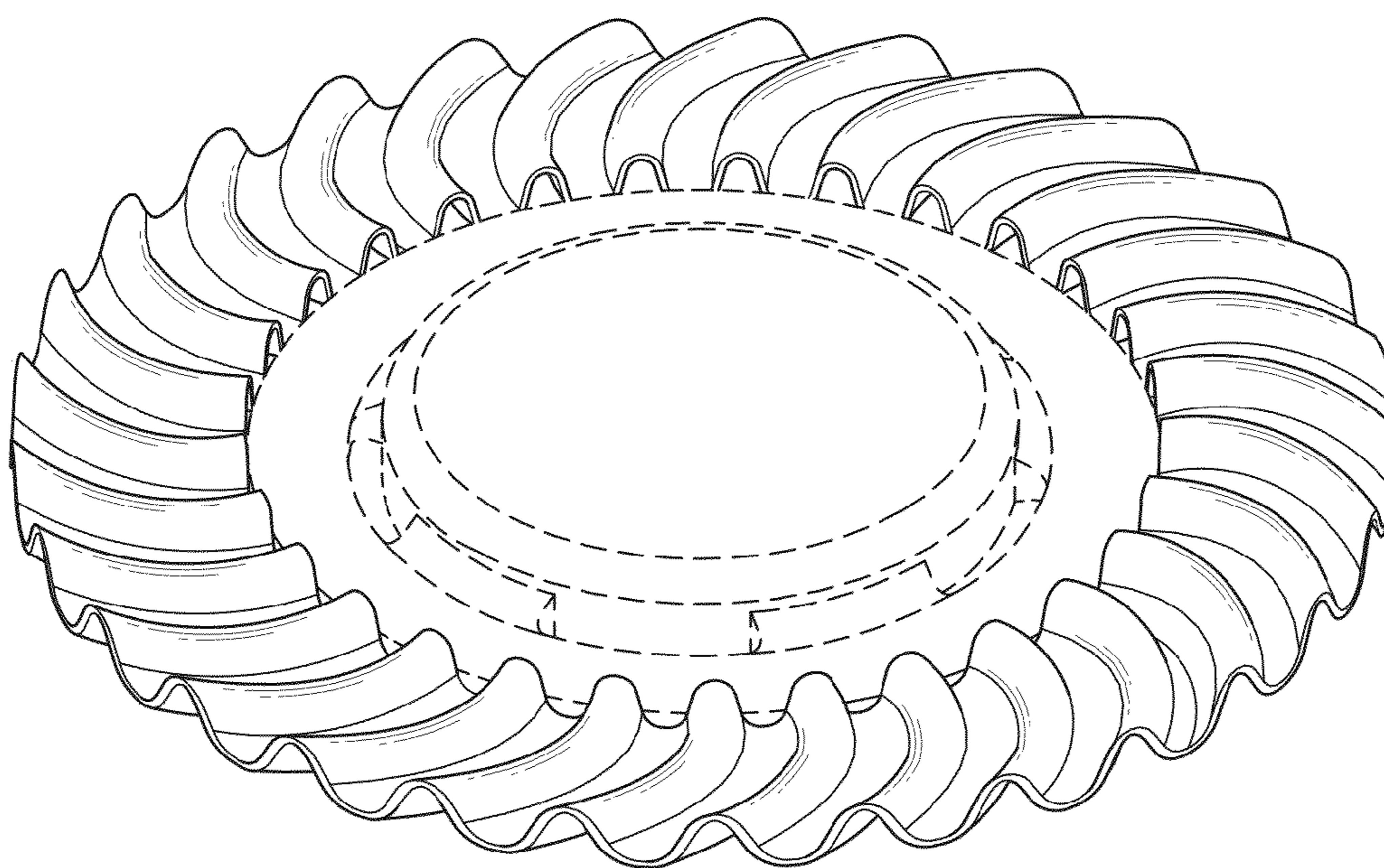


FIG.9

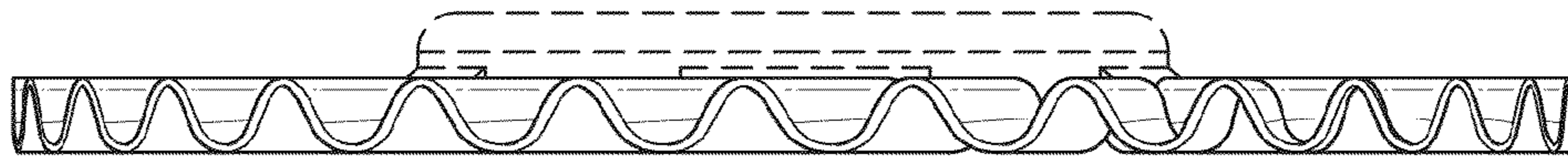


FIG.10

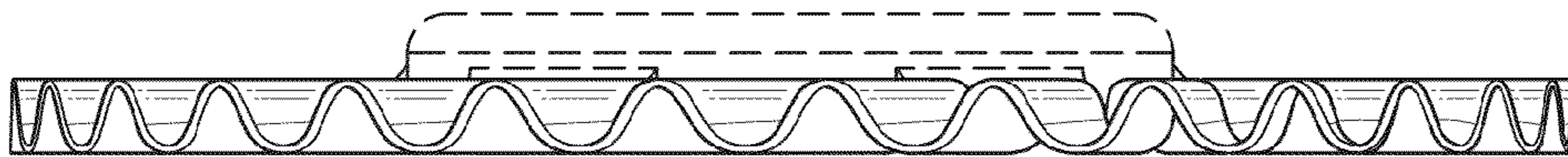


FIG.11

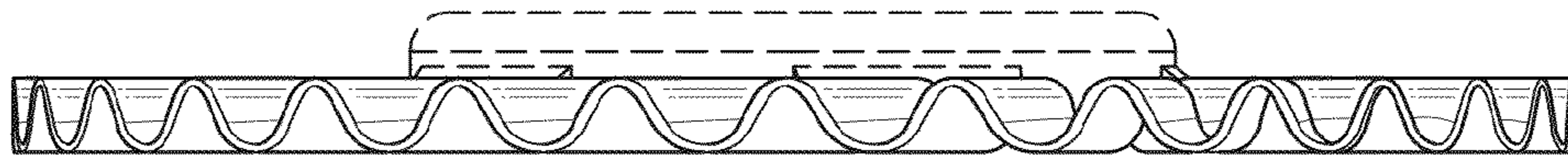


FIG.12

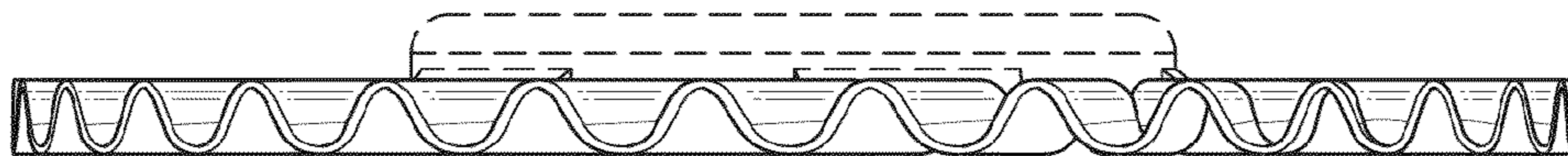


FIG.13

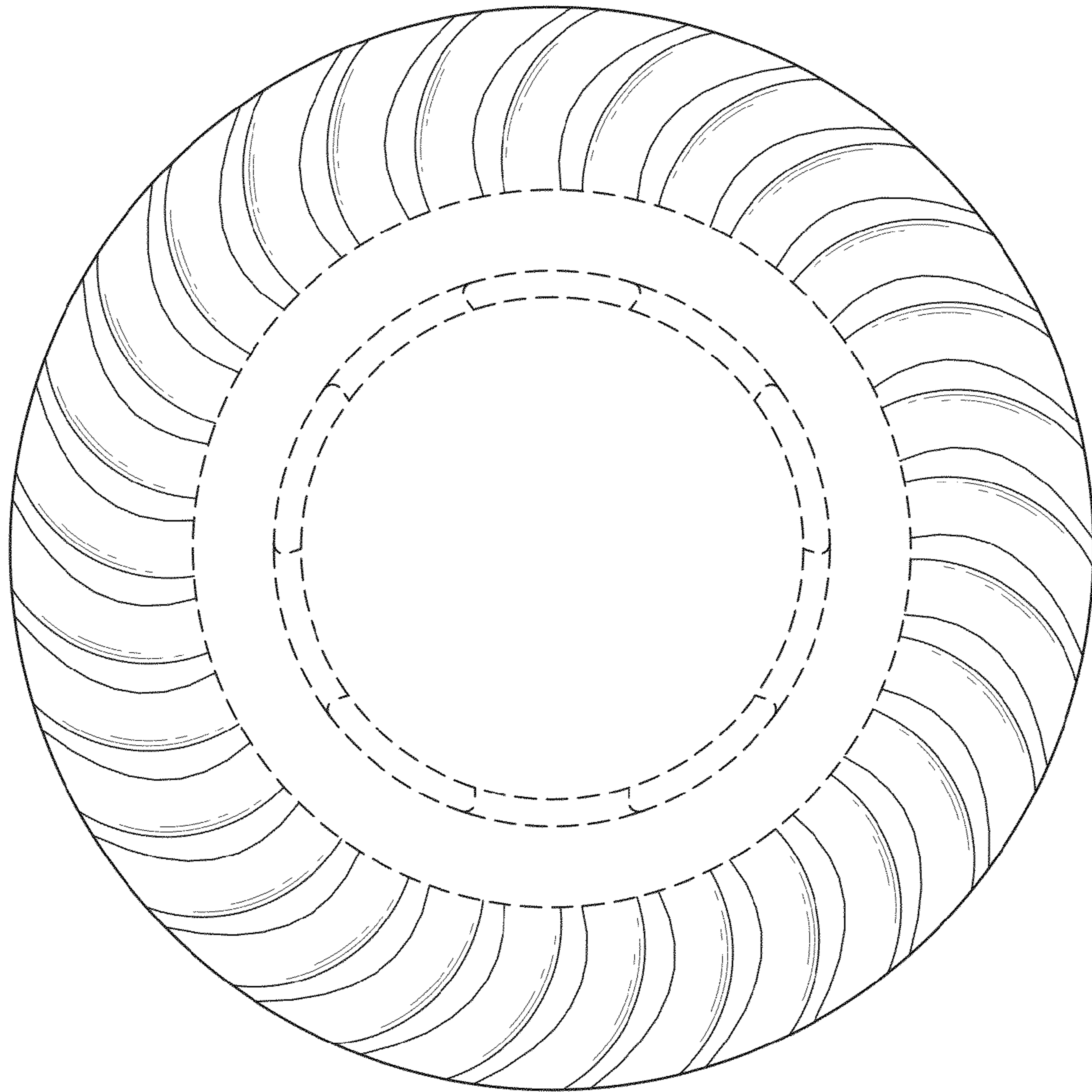


FIG.14

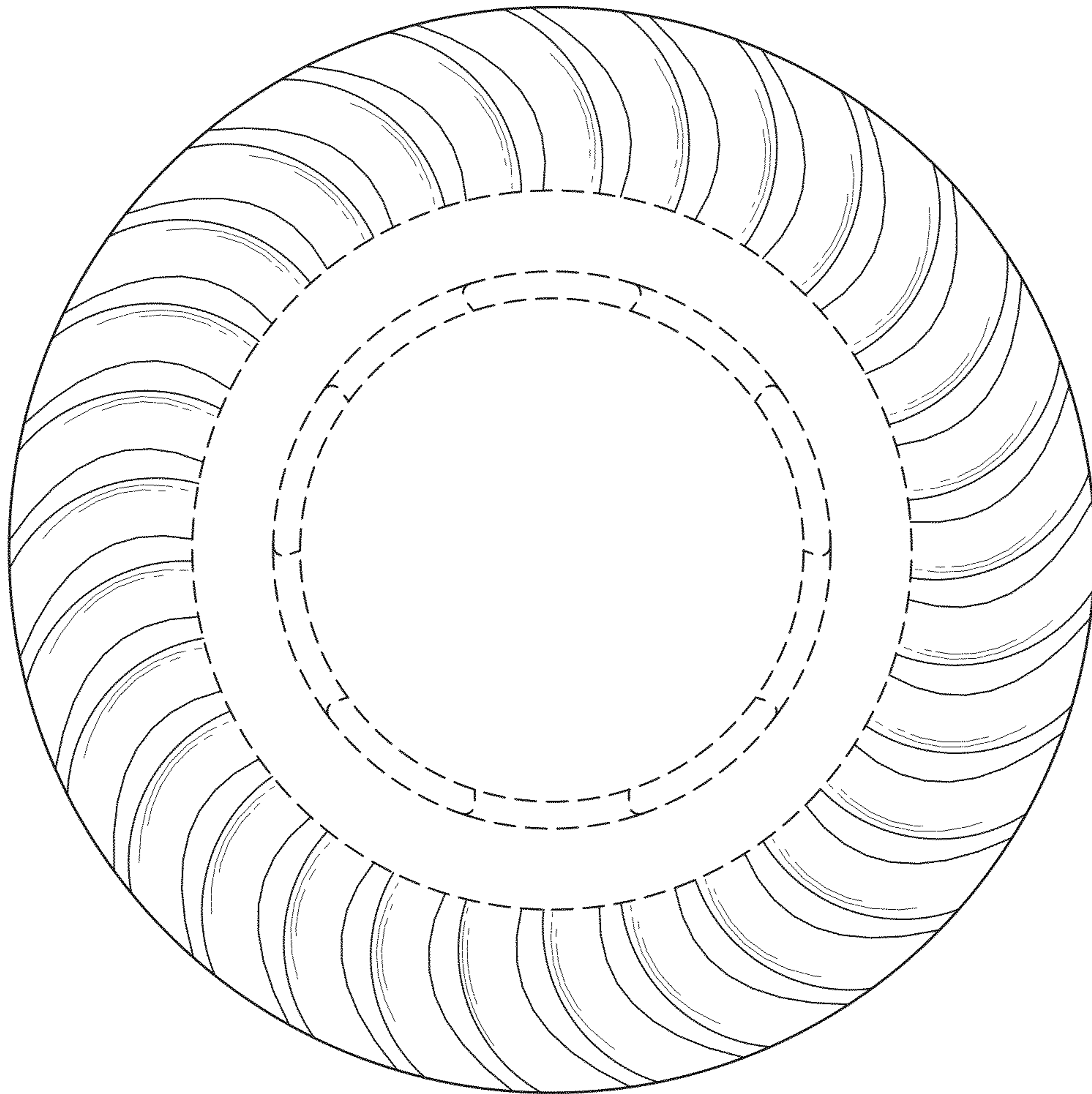


FIG.15

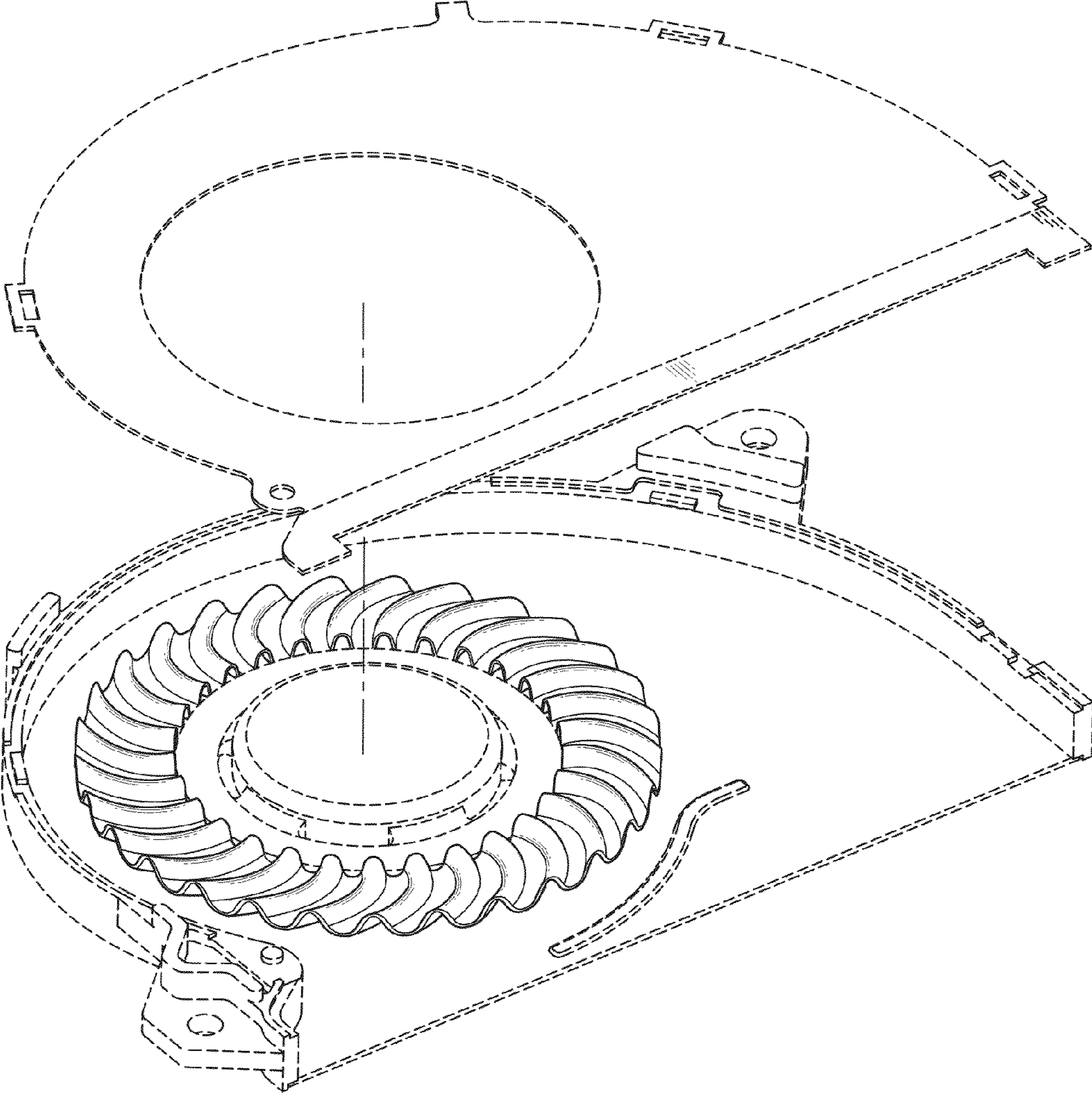


FIG.16