



US00D732651S

(12) **United States Design Patent**
Newlin

(10) **Patent No.:** **US D732,651 S**
(45) **Date of Patent:** **** Jun. 23, 2015**

(54) **DEODORIZER**

(71) Applicant: **Remodeez LLC**, Saratoga Springs, NY (US)

(72) Inventor: **Scott Newlin**, Brooklyn, NY (US)

(73) Assignee: **Remodeez LLC**, Charlotte, NC (US)

(**) Term: **14 Years**

(21) Appl. No.: **29/484,964**

(22) Filed: **Mar. 14, 2014**

(51) **LOC (10) Cl.** **28-99**

(52) **U.S. Cl.**
USPC **D23/366**

(58) **Field of Classification Search**
USPC D23/355-369; D28/5, 6; 261/DIG. 17, 261/DIG. 42, DIG. 65, DIG. 88, DIG. 89; 392/386, 390, 394, 395; 239/34, 44, 239/53, 55, 56, 326; D26/14, 17, 98, 9, 22, D26/24; D11/131.1; D7/509, 522, 524, 537
See application file for complete search history.

(56) **References Cited**

U.S. PATENT DOCUMENTS

1,769,409	A	7/1930	Armstrong	
D162,679	S	3/1951	Munnecke	
D175,254	S	8/1955	Hanson	
2,738,225	A	3/1956	Meek	
3,797,982	A	3/1974	Borrello	
D244,200	S	5/1977	Ramos et al.	
D281,281	S *	11/1985	Matalon	D28/5
4,612,223	A	9/1986	Spector	
D357,330	S	4/1995	Wong et al.	
D411,881	S *	7/1999	Weick	D23/366
D438,618	S *	3/2001	Solem	D24/155

(Continued)

OTHER PUBLICATIONS

Notice of Allowance for U.S. Appl. No. 29/502,156, Dec. 8, 2014, 13 pages.

Primary Examiner — Sandra Snapp

(74) *Attorney, Agent, or Firm* — LaBatt, LLC

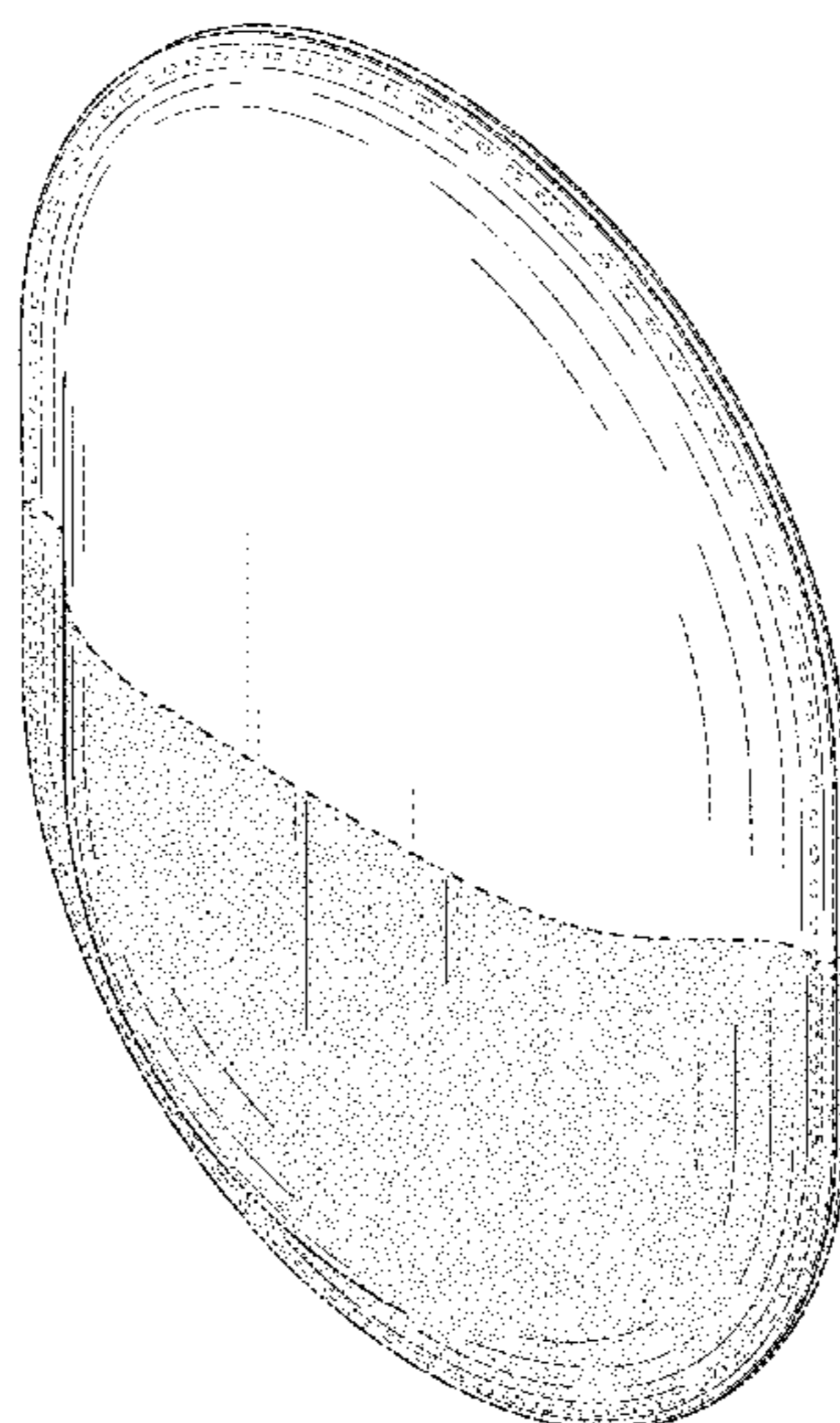
(57) **CLAIM**

The ornamental design for a deodorizer, as shown and described.

DESCRIPTION

FIG. 1 is a top, front, left side perspective view of a first embodiment of a deodorizer according to the present design. FIG. 2 is a top plan view of the deodorizer shown in FIG. 1, the bottom view is identical to the top plan view. FIG. 3 is a front elevation view of the deodorizer shown in FIG. 1, the rear elevation view is identical to the front elevation view. FIG. 4 is a left side elevation view of the deodorizer shown in FIG. 1, the right side elevation view is identical to the left side elevation view. FIG. 5 is a top, front, left side perspective view of a second embodiment of a deodorizer according to the present design. FIG. 6 is a top plan view of the deodorizer shown in FIG. 5. FIG. 7 is a front elevation view of the deodorizer shown in FIG. 5, the rear elevation view is identical to the front elevation view. FIG. 8 is a left side elevation view of the deodorizer shown in FIG. 5, the right side elevation view is identical to the left side elevation view; and, FIG. 9 is a bottom view of the deodorizer shown in FIG. 5. The broken lines immediately adjacent to the shaded areas in FIGS. 5, 7, and 8 represent unclaimed boundaries between contrasting areas of the design. The remaining broken lines illustrate portions of the embodiment of the deodorizer and form no part of the claimed design. The contrast in shading in FIGS. 5, 7, and 8 represents a contrast in appearance only and does not represent any particular color, material, texture, or finish.

1 Claim, 9 Drawing Sheets



(56)

References Cited

U.S. PATENT DOCUMENTS

D445,493 S	7/2001	Nystrom	
D451,183 S	11/2001	Hirano et al.	
D462,431 S	9/2002	Bunce et al.	
D477,390 S *	7/2003	Chen	D23/366
D496,451 S	9/2004	Julos et al.	
D503,468 S	3/2005	Harbutt et al.	
D509,578 S	9/2005	Yao	
D510,422 S	10/2005	Schriner et al.	
D512,494 S *	12/2005	Haranaka	D23/355
D519,624 S *	4/2006	Chen	D23/368
D525,871 S *	8/2006	Zeh et al.	D9/521
D532,695 S *	11/2006	Grant	D9/521
D548,317 S	8/2007	Newton et al.	
D560,788 S	1/2008	Farrell et al.	
D575,384 S *	8/2008	Huang	D23/366
D575,859 S *	8/2008	Scimone	D23/366
D582,533 S	12/2008	Bodine	
D582,534 S	12/2008	Conway et al.	
D591,415 S *	4/2009	Wu	D23/366
D593,669 S	6/2009	Daelemans et al.	
D611,581 S	3/2010	Jorgensen	
D631,954 S *	2/2011	Bertassi et al.	D23/366
D633,191 S	2/2011	Sato	
D643,103 S *	8/2011	Bilko et al.	D23/366
D654,761 S	2/2012	Herbst	
D656,230 S *	3/2012	Robinson et al.	D23/363
D675,304 S	1/2013	Valentino et al.	
D681,182 S	4/2013	Tomas Vilarasa et al.	
D681,183 S	4/2013	Blachford et al.	
D689,999 S *	9/2013	Viala	D23/366
D716,434 S	10/2014	Newlin	
2008/0253755 A1	10/2008	Smith et al.	

* cited by examiner

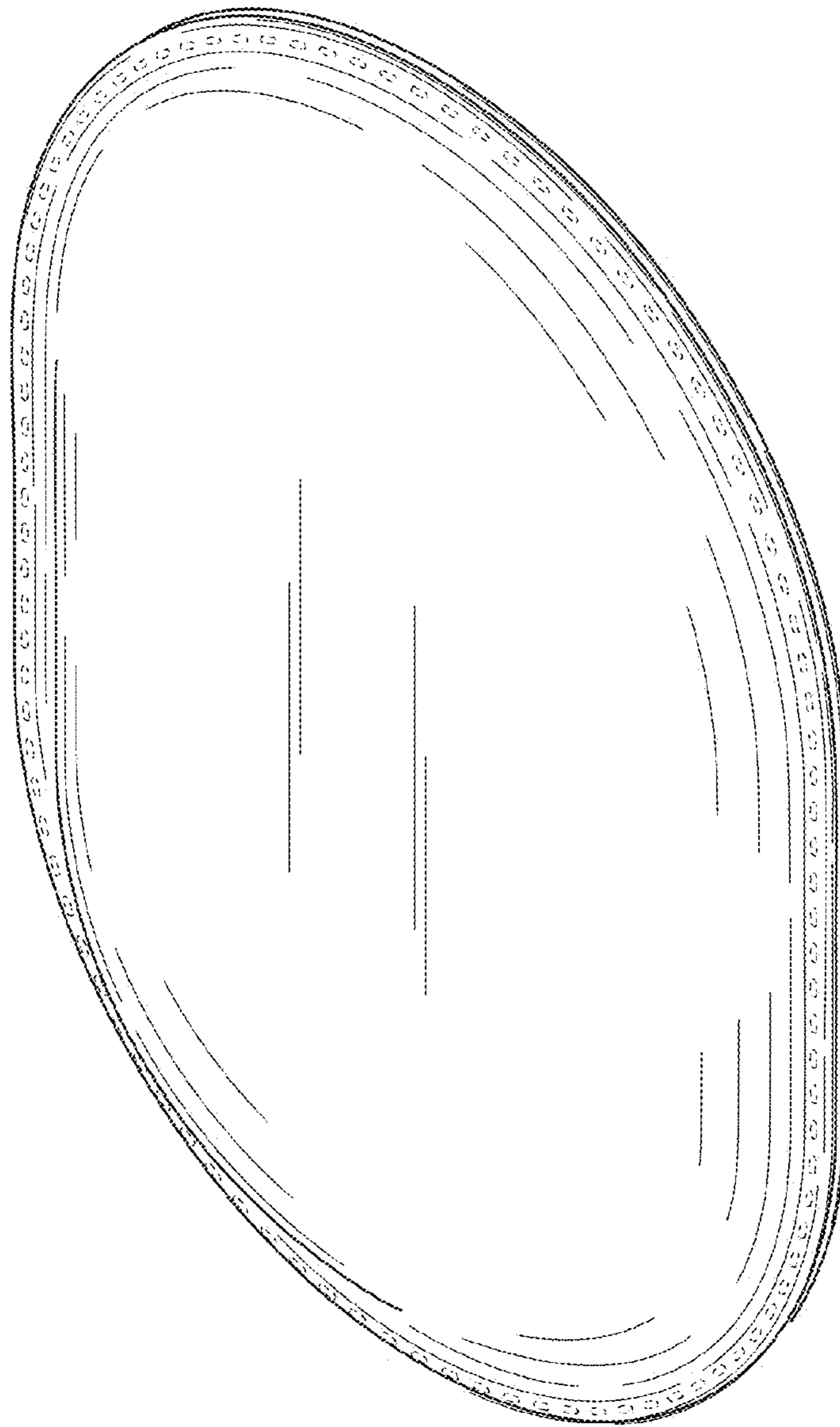


FIG. 1

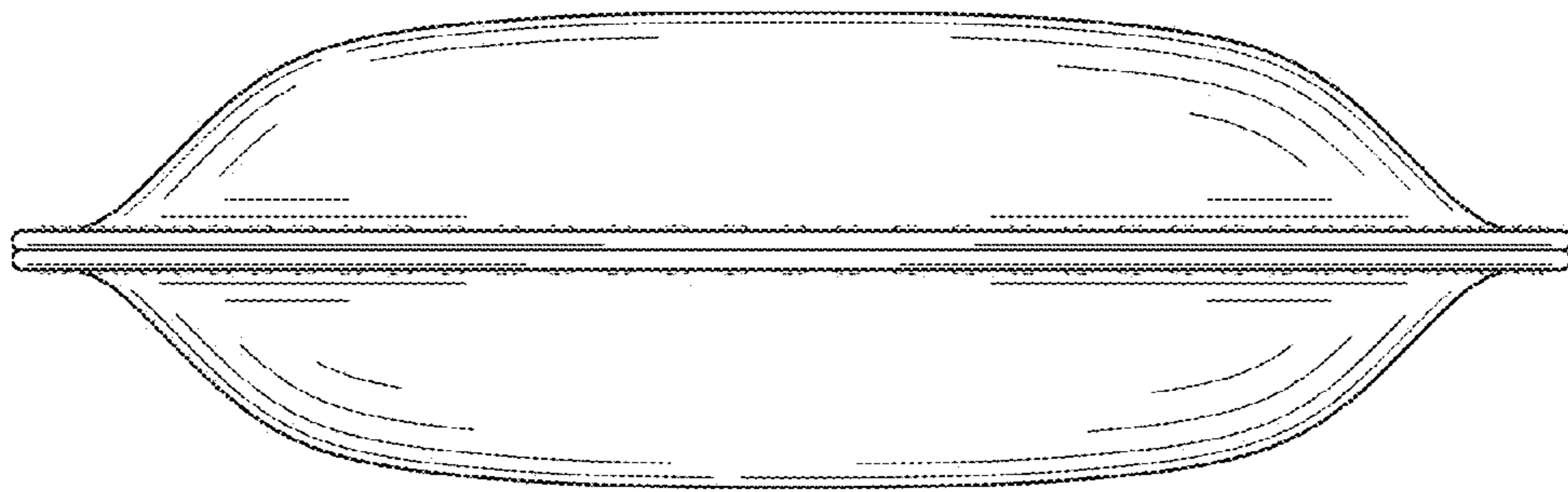


FIG. 2

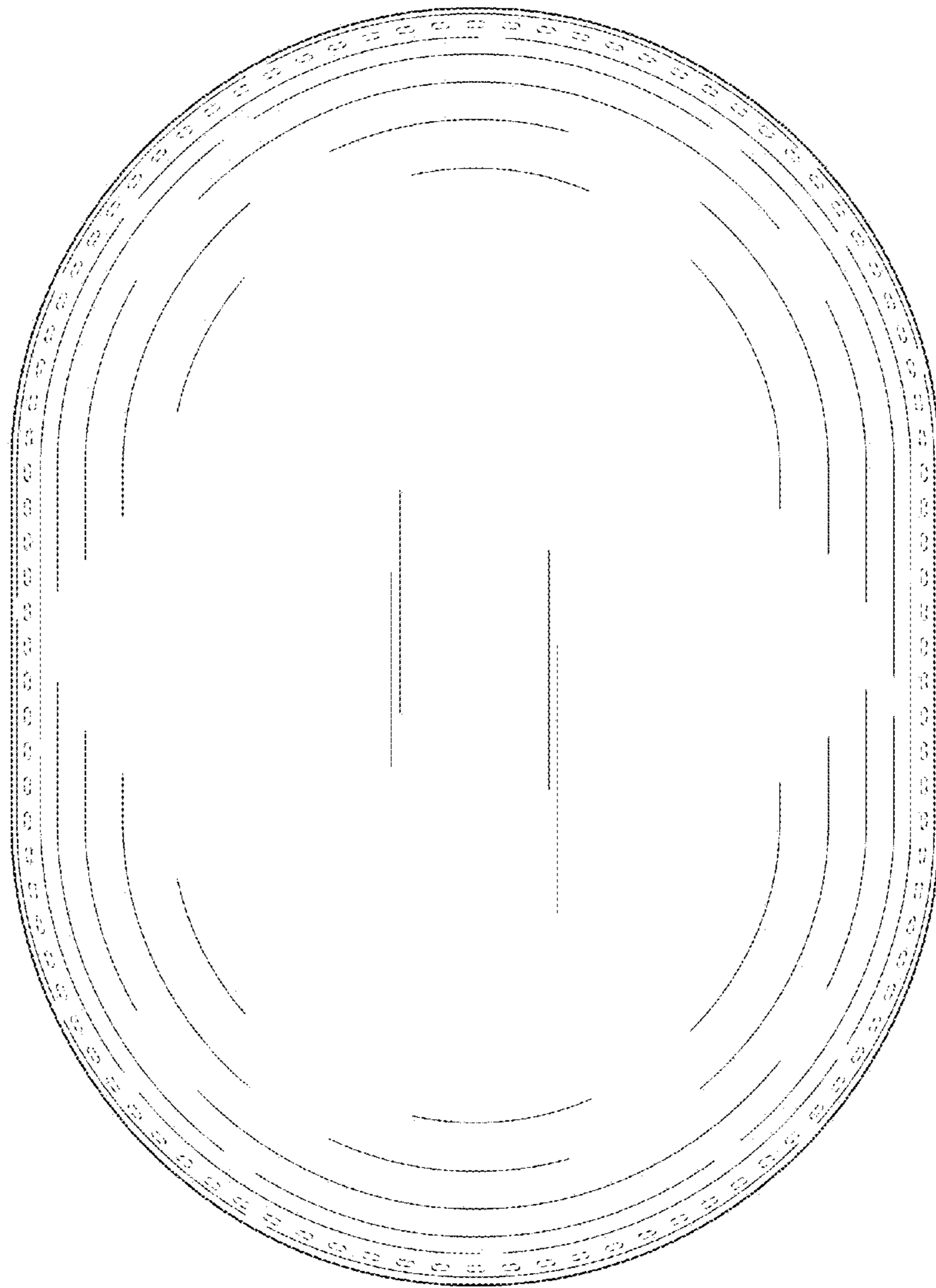


FIG. 3




FIG. 4

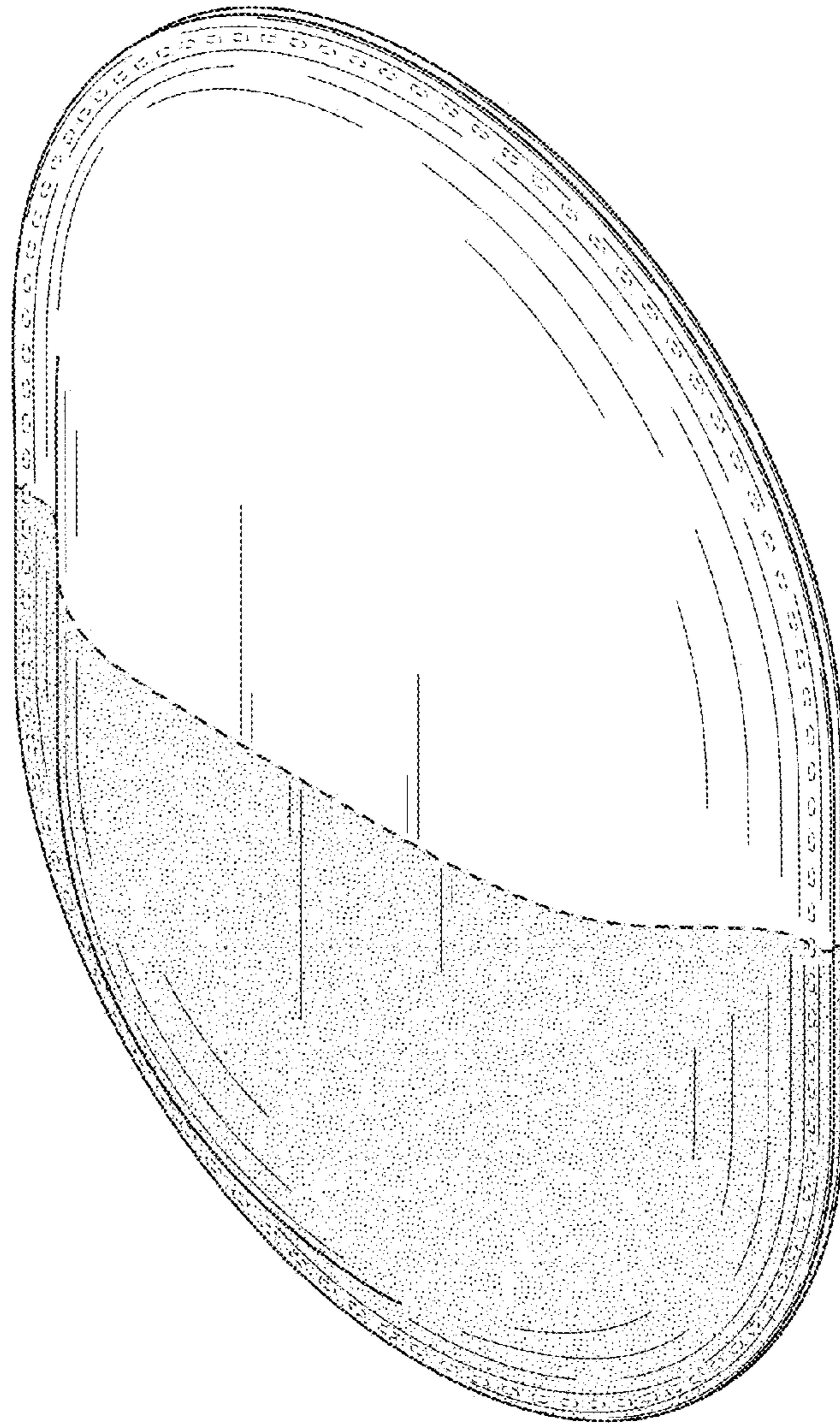


FIG. 5

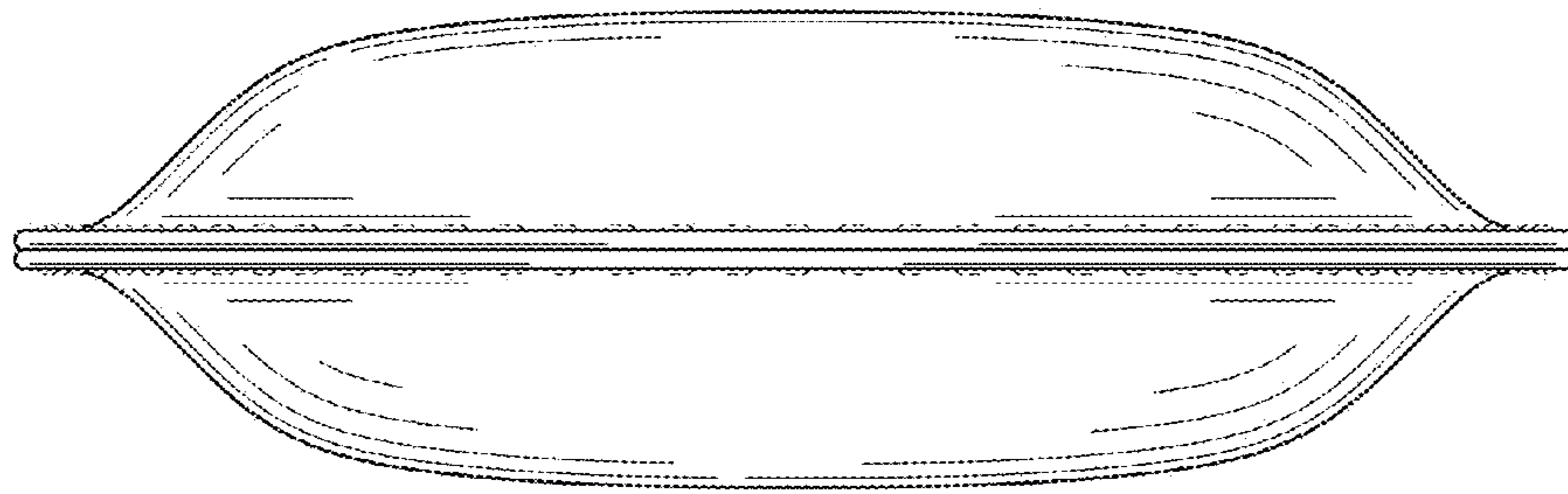


FIG. 6

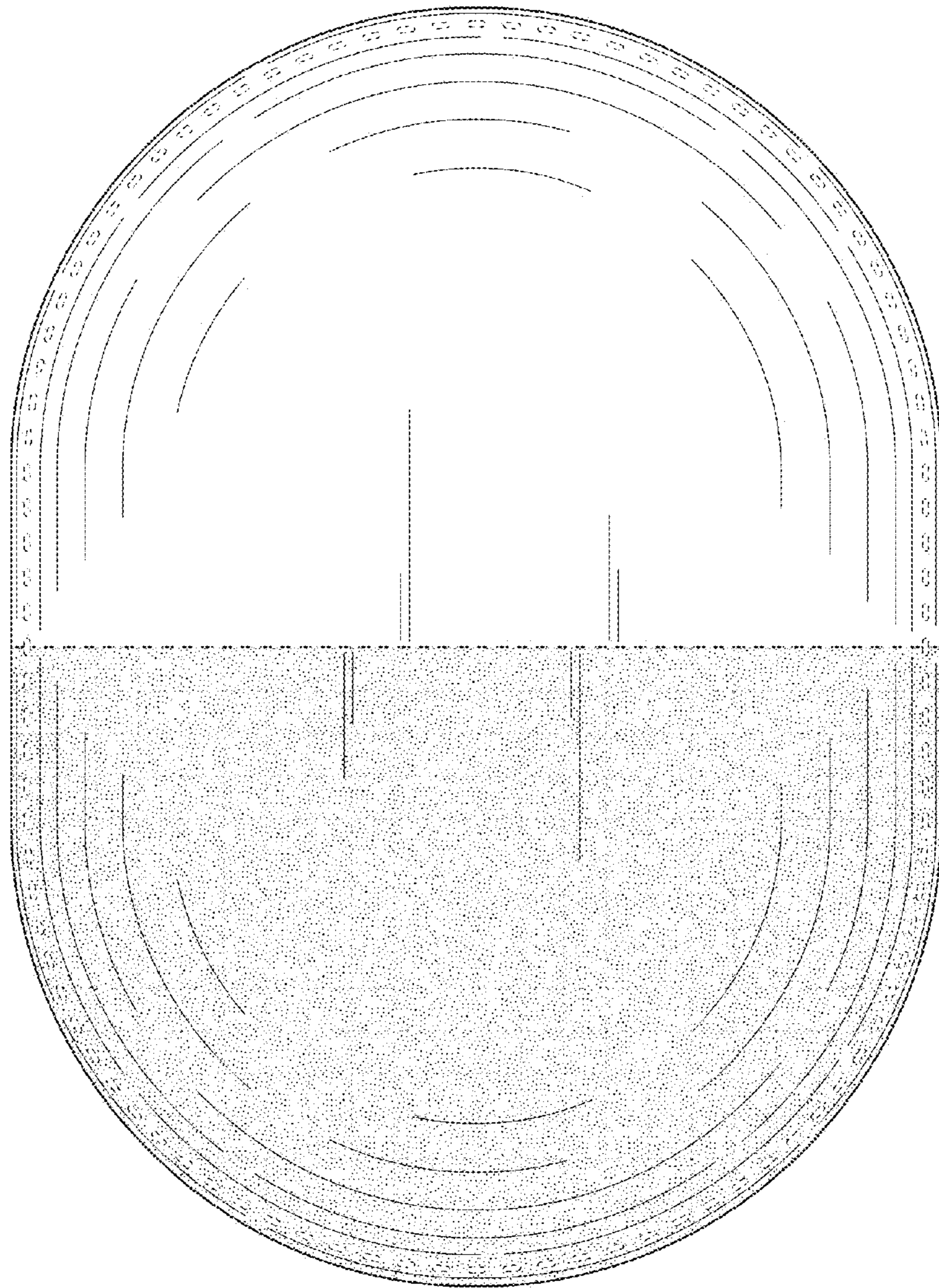


FIG. 7

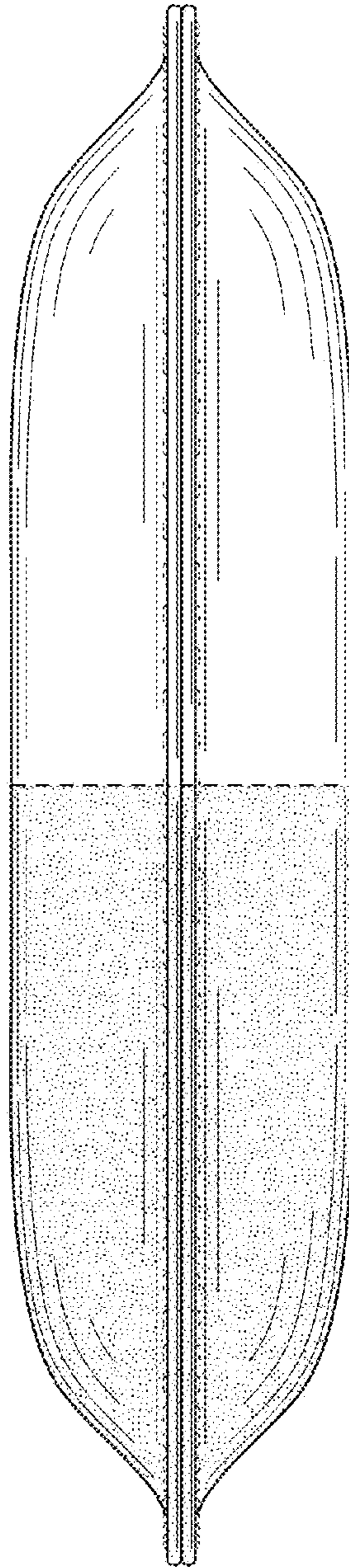


FIG. 8

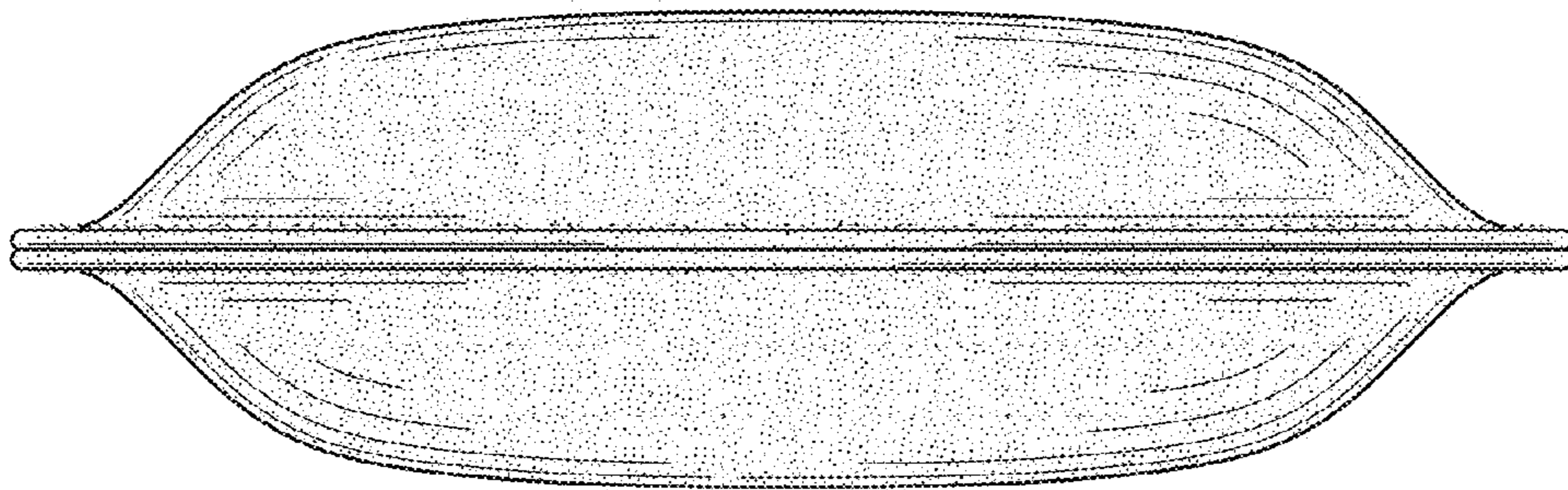


FIG. 9