

US00D732647S

(12) **United States Design Patent**
McPhilliamy et al.

(10) **Patent No.:** **US D732,647 S**
(45) **Date of Patent:** **** Jun. 23, 2015**

(54) **AIR FILTRATION DEVICE**

(71) Applicant: **Illinois Tool Works Inc.**, Glenview, IL
(US)

(72) Inventors: **Stephen J. McPhilliamy**, Chicago, IL
(US); **Antonio J. Belton**, Richton Park,
IL (US); **John S. White, Jr.**, Chicago, IL
(US)

(73) Assignee: **Illinois Tool Works Inc.**, Glenview, IL
(US)

(**) Term: **14 Years**

(21) Appl. No.: **29/449,570**

(22) Filed: **Mar. 15, 2013**

(51) **LOC (10) Cl.** **23-04**

(52) **U.S. Cl.**
USPC **D23/355**

(58) **Field of Classification Search**
USPC D23/364, 365, 209, 363, 358, 386, 354,
D23/341; 55/385.3, 502, 497, 506, 505,
55/521, 495, 422, 493, DIG. 30; 210/435,
210/130, 136, 248, 339, 448, 452, 497.1;
D15/5

CPC .. B01D 46/446; B01D 46/0041; B01D 46/30;
B01D 46/0086; B01D 46/0024; B01D 46/44;
B01D 46/444; B01D 46/46

See application file for complete search history.

(56) **References Cited**

U.S. PATENT DOCUMENTS

3,780,260 A * 12/1973 Elsner 392/392
4,629,482 A 12/1986 Davis
4,658,707 A 4/1987 Hawkins et al.
4,772,297 A 9/1988 Anzai
4,786,295 A 11/1988 Newman et al.
4,859,220 A 8/1989 Leber et al.
4,960,143 A 10/1990 Dore et al.
D320,071 S * 9/1991 Cook D23/356

5,069,691 A 12/1991 Travis et al.
5,163,818 A 11/1992 Betsill et al.
5,230,723 A 7/1993 Travis et al.
5,433,763 A 7/1995 Shagott et al.
D365,388 S 12/1995 Williams
D365,389 S 12/1995 Williams

(Continued)

FOREIGN PATENT DOCUMENTS

CN 101010142 A 8/2007
WO WO 2006012520 A2 2/2006

OTHER PUBLICATIONS

International Search Report and Written Opinion for International
Application No. PCT/US2014/024800, mailed Oct. 13, 2014 (16
pages).

(Continued)

Primary Examiner — David Muller

Assistant Examiner — Nathan Johnston

(74) *Attorney, Agent, or Firm* — Neal, Gerber & Eisenberg
LLP

(57) **CLAIM**

The ornamental design for an air filtration device, as shown
and described herein.

DESCRIPTION

FIG. 1 is a top perspective view of an air filtration device of
our new design,

FIG. 2 is a front elevation view thereof;

FIG. 3 is a right side elevation view thereof;

FIG. 4 is a rear elevation view thereof;

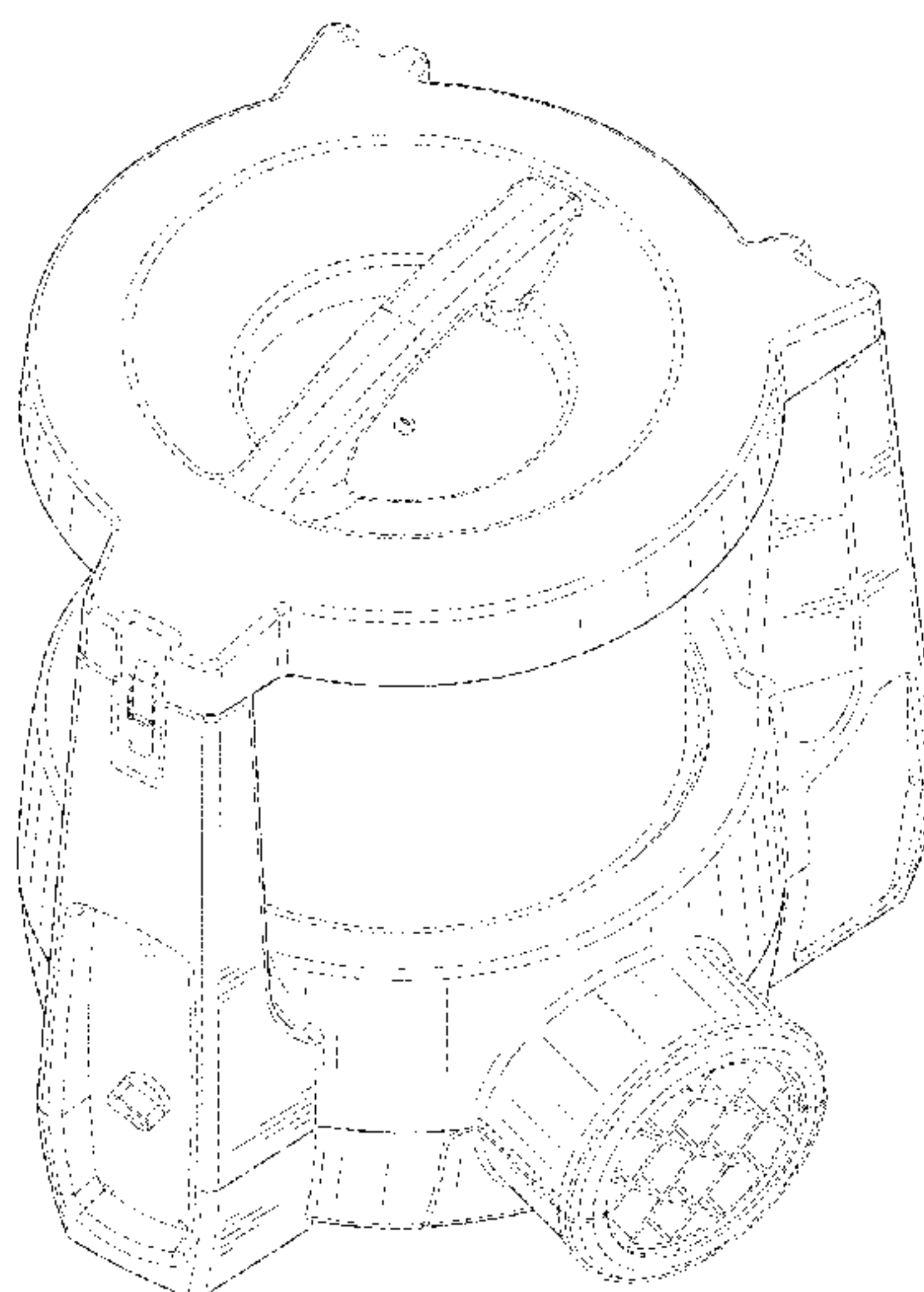
FIG. 5 is a left side elevation view thereof;

FIG. 6 is a top plan view thereof; and,

FIG. 7 is a bottom plan view thereof.

The broken line showing of parts of the drawings is included
for the purpose of illustrating use and environment and forms
no part of the claimed design.

1 Claim, 7 Drawing Sheets



(56)

References Cited**U.S. PATENT DOCUMENTS**

5,588,985	A	12/1996	Shagott et al.	
5,593,470	A	1/1997	Shagott et al.	
D383,202	S	9/1997	Meister et al.	
D386,576	S *	11/1997	Wang et al.	D23/356
5,753,000	A	5/1998	Chiu et al.	
5,813,089	A	9/1998	Nolan et al.	
5,840,094	A	11/1998	Osendorf et al.	
5,862,737	A	1/1999	Chiu et al.	
D416,317	S *	11/1999	Bellil et al.	D23/364
D416,613	S	11/1999	Bellil et al.	
D416,614	S	11/1999	Bellil et al.	
D417,911	S	12/1999	Jane et al.	
6,013,121	A	1/2000	Chiu et al.	
D422,070	S	3/2000	Bellil et al.	
6,036,757	A	3/2000	Gatchell et al.	
D423,659	S	4/2000	Schippanoski	
6,065,424	A	5/2000	Shacham-Diamand et al.	
6,066,194	A	5/2000	Hughhins et al.	
6,091,888	A	7/2000	Jane et al.	
D434,841	S	12/2000	Lozzio et al.	
6,156,085	A	12/2000	Chiu et al.	
D437,635	S	2/2001	Lozzio et al.	
D438,944	S	3/2001	Terpko et al.	
6,209,347	B1	4/2001	Corrigan et al.	
6,283,458	B1	9/2001	Cox et al.	
D450,377	S	11/2001	Terpko et al.	
6,345,516	B1	2/2002	Kesler et al.	
6,361,590	B1	3/2002	Gilbert, Jr. et al.	
6,494,940	B1	12/2002	Hak	
6,517,475	B1	2/2003	Brown et al.	
D480,127	S	9/2003	Cox et al.	
6,640,792	B2	11/2003	Harvey et al.	
D491,654	S	6/2004	Gatchell et al.	
6,899,745	B2	5/2005	Gatchell et al.	
D509,292	S	9/2005	Gatchell et al.	
6,938,886	B2 *	9/2005	Glucksman	261/129
D513,797	S *	1/2006	Wang	D23/356
D515,190	S	2/2006	Bartholmey et al.	
7,014,686	B2	3/2006	Gatchell et al.	
7,168,427	B2	1/2007	Bachinski et al.	
7,258,715	B2	8/2007	Cox et al.	
D572,356	S	7/2008	Harber	
7,594,944	B2 *	9/2009	Oh	55/345
7,808,246	B2	10/2010	Sobue et al.	
7,815,705	B2	10/2010	Ehrenberg	
8,016,922	B2	9/2011	Ehrenberg	
8,042,694	B2	10/2011	Driml et al.	
D655,379	S *	3/2012	Doyle et al.	D23/210
8,486,170	B2 *	7/2013	Conrad et al.	55/309
D707,338	S *	6/2014	Ediger et al.	D23/356
D715,911	S *	10/2014	Lin	D23/366
2004/0065202	A1	4/2004	Gatchell et al.	
2007/0221061	A1	9/2007	Steiner et al.	
2014/0260996	A1 *	9/2014	Grider et al.	96/402

OTHER PUBLICATIONS

International Search Report and Written Opinion for International Application No. PCT/US2014/024837, mailed Oct. 13, 2014 (15 pages).

Features of DefendAir HEPA 500, DRI-EAZ, available at http://www.drieaz.com/_DEC/DEC_Product_Base.aspx?decID=1041&AspxAutoDetectCookieSupport=1 (Features tab), printed Jul. 27, 2013 (1 page).

DRI-EAZ, Owner's Manual DefendAir HEPA 500 Air Scrubber 115v Model, available at http://www.drieaz.com/_DEC/Uploads/Document/Manuals/

DefendAir%20HEPA%20500%20Owner's%20Manual.pdf, Copyright 2004 (18 pages).

Guide to Air Scrubbing, DRI-EAZ, available at http://www.drieaz.com/_DEC/Uploads/Document/Docs/

Guide%20to%20Air%20Scrubbing.pdf, printed Jul. 27, 2013 (16 pages).

DRI-EAZ Air Filtration HEPA 500 Flyer, available at http://www.drieaz.com/_DEC/Uploads/Document/Manuals/DE_HEPA500_Filters_Restoration_Print.pdf, printed Jul. 27, 2013 (1 page).

Photograph of filters of DRI-EAZ DefendAir HEPA 500, available at http://www.drieaz.com/_DEC/Uploads/Document/Manuals/F284_HEPA500_DOP_Carbon_Photo.jpg, printed Jul. 27, 2013 (1 page).

First Stage Pre-Filter for DefendAir HEPA 500, DRI-EAZ, available at http://www.drieaz.com/_DEC/DEC_Product_Base.aspx?decID=1097, printed Jul. 27, 2013 (1 page).

Second Stage Pre-Filter for DefendAir HEPA 500, DRI-EAZ, available at http://www.drieaz.com/_DEC/DEC_Product_Base.aspx?decID=1098, printed Jul. 27, 2013 (1 page).

Activated Carbon Filter for DefendAir HEPA 500, DRI-EAZ, available at http://www.drieaz.com/_DEC/DEC_Product_Base.aspx?decID=1109, printed Jul. 27, 2013 (1 page).

HEPA 500 Filters for DefendAir HEPA 500, DRI-EAZ, available at http://www.drieaz.com/_DEC/DEC_Product_Base.aspx?decID=1096, printed Jul. 27, 2013 (1 page).

DOP Stage 2 HEPA 500 Pre-Filter for DefendAir HEPA 500, DRI-EAZ, available at http://www.drieaz.com/_DEC/DEC_Product_Base.aspx?decID=1129, printed Jul. 27, 2013 (1 page).

Specs of DefendAir HEPA 500, DRI-EAZ, available at http://www.drieaz.com/_DEC/DEC_Product_Base.aspx?decID=1041&AspxAutoDetectCookieSupport=1 (Specs tab), printed Jul. 27, 2013 (1 page).

Overview of PRED600HC Portable Air Scrubber, Abatement Technologies, available at <http://www.abatement.com/government-industry-schools/port-air-scrub-pred600hc.htm> (Overview tab), Copyright 2013 (2 pages).

"The Predator 600 Portable Air Scrubber, Big Time Performance in a Small Package"; Brochure, available at <http://www.abatement.com/pdf/pred600-brochure.pdf>, Copyright 2012 (2 pages).

"Warning! Are the Molded Plastic Scrubbers You Are Using Safe? or, Could They Expose You to Fire and Safety Risks?," White Paper by Abatement Technologies, available at <http://www.abatement.com/pdf/benefits-rotational-molded-plastic-cabinets.pdf>, printed Jul. 27, 2013 (3 pages).

Specs of PRED600HC Portable Air Scrubber, Abatement Technologies, available at <http://www.abatement.com/government-industry-schools/port-air-scrub-pred600hc.htm> (Specs tab), Copyright 2013 (2 pages).

Comparison of PRED600HC Portable Air Scrubber, Abatement Technologies, available at <http://www.abatement.com/government-industry-schools/port-air-scrub-pred600hc.htm> (Comparison tab), Copyright 2013 (3 pages).

Photos of PRED600HC Portable Air Scrubber, Abatement Technologies, available at <http://www.abatement.com/government-industry-schools/port-air-scrub-pred600hc.htm> (Photos tab), Copyright 2013 (2 pages).

Filters and Accessories for PRED600HC Portable Air Scrubber, Abatement Technologies, available at <http://www.abatement.com/government-industry-schools/port-air-scrub-pred600hc.htm> (Filters & Accessories tab), Copyright 2013 (2 pages).

Related Products for PRED600HC Portable Air Scrubber, Abatement Technologies, available at <http://www.abatement.com/government-industry-schools/port-air-scrub-pred600hc.htm> (Related Products tab), Copyright 2013 (3 pages).

* cited by examiner

FIG. 1

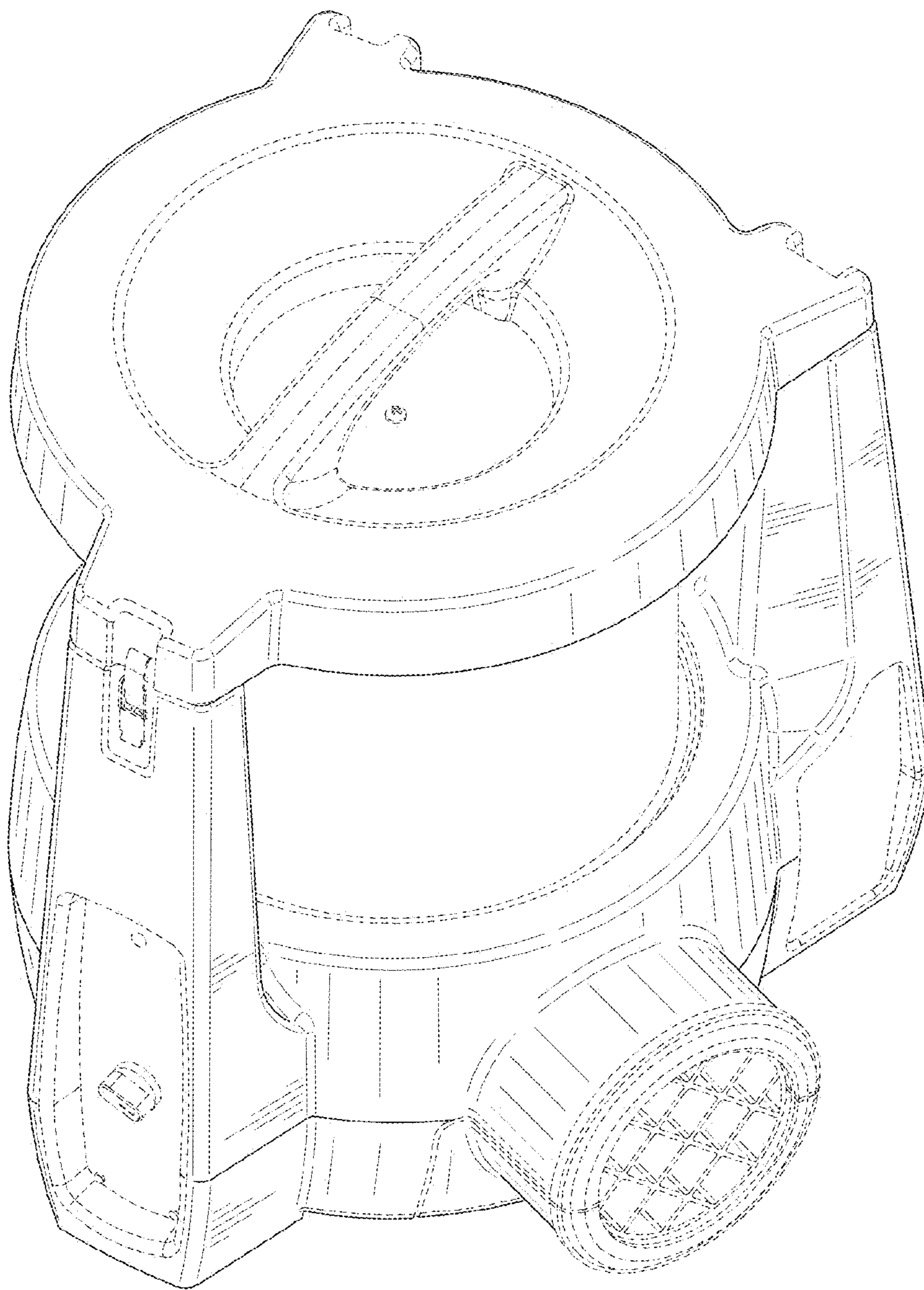


FIG. 2

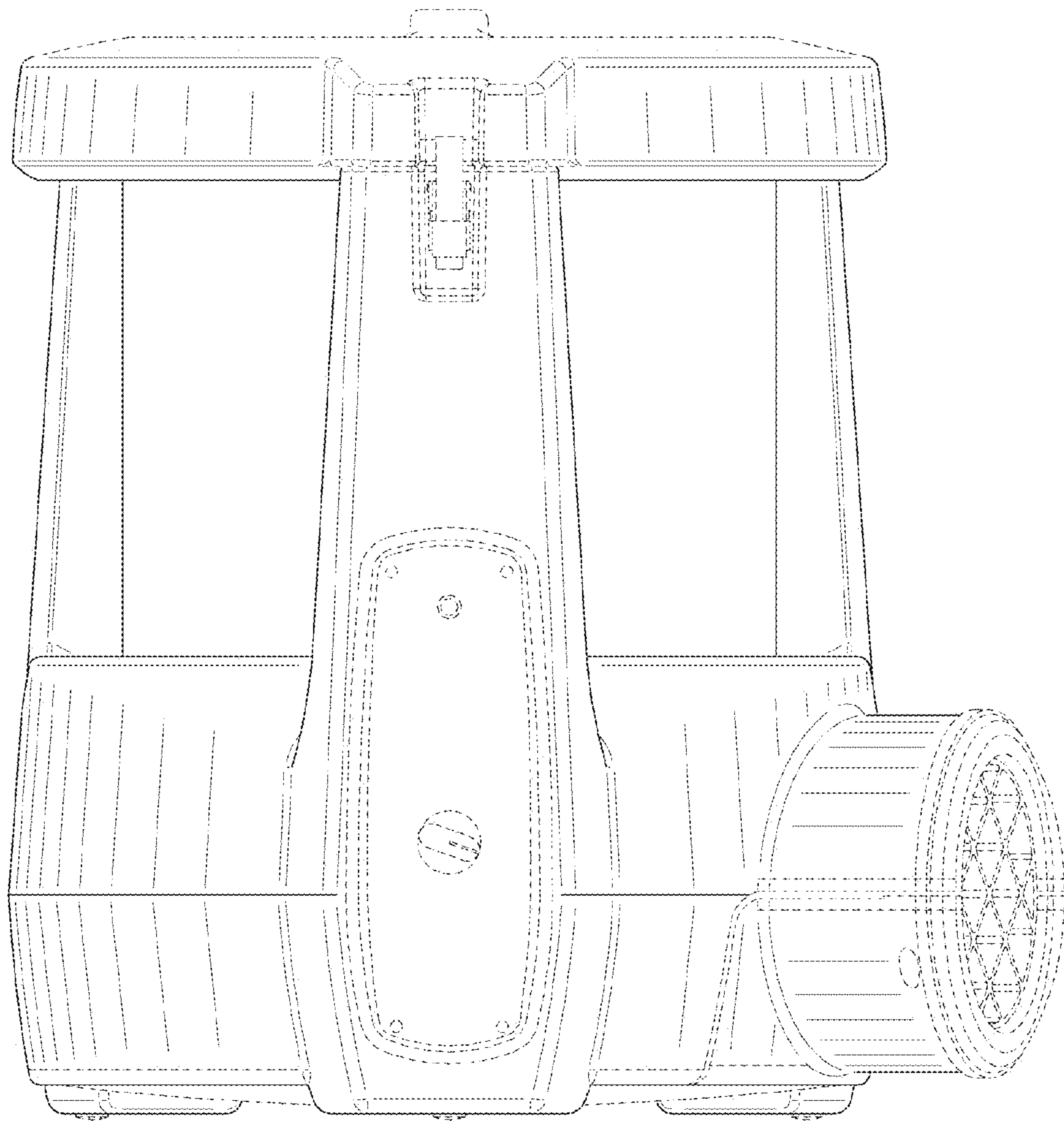


FIG. 3

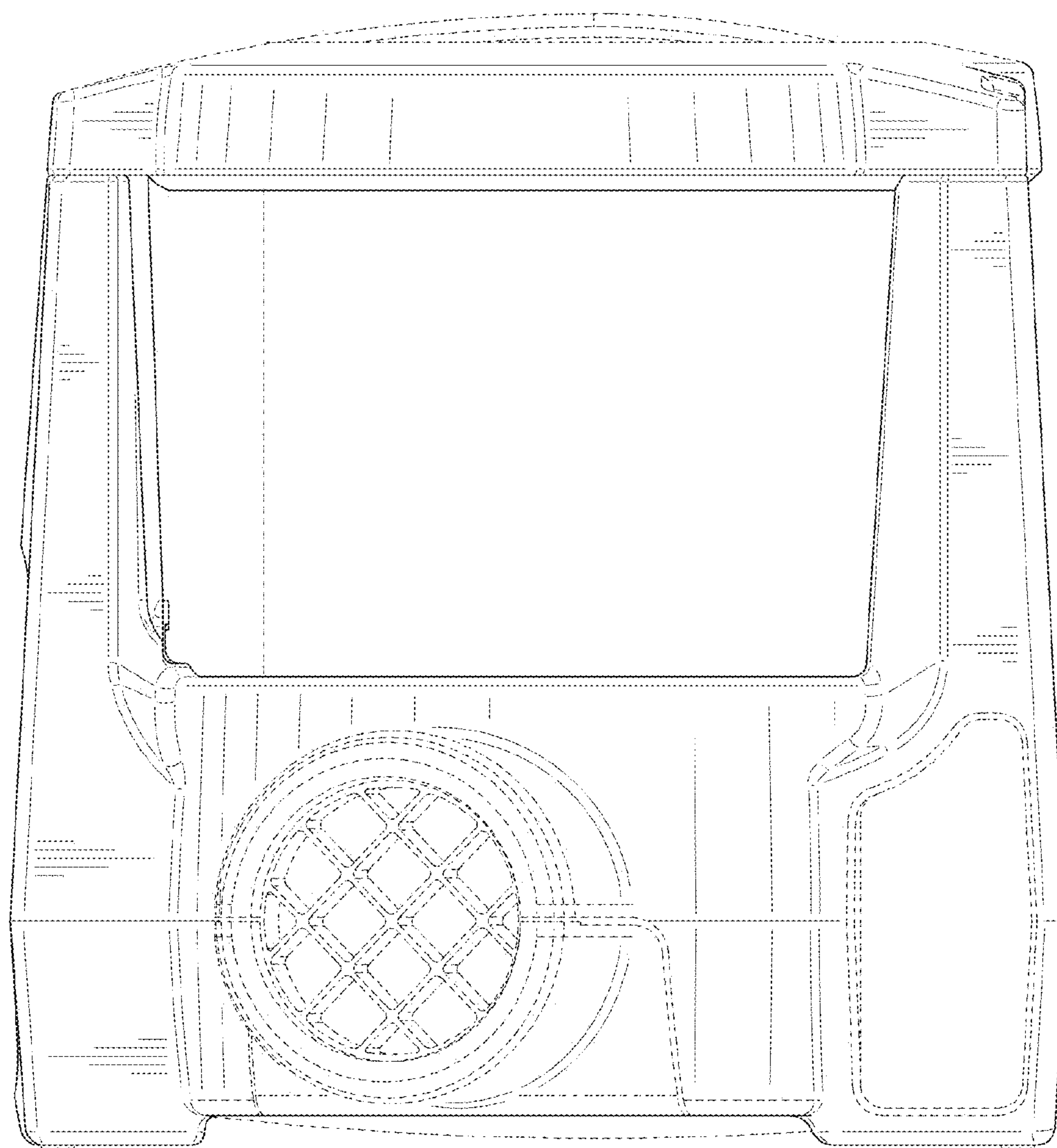


FIG. 4

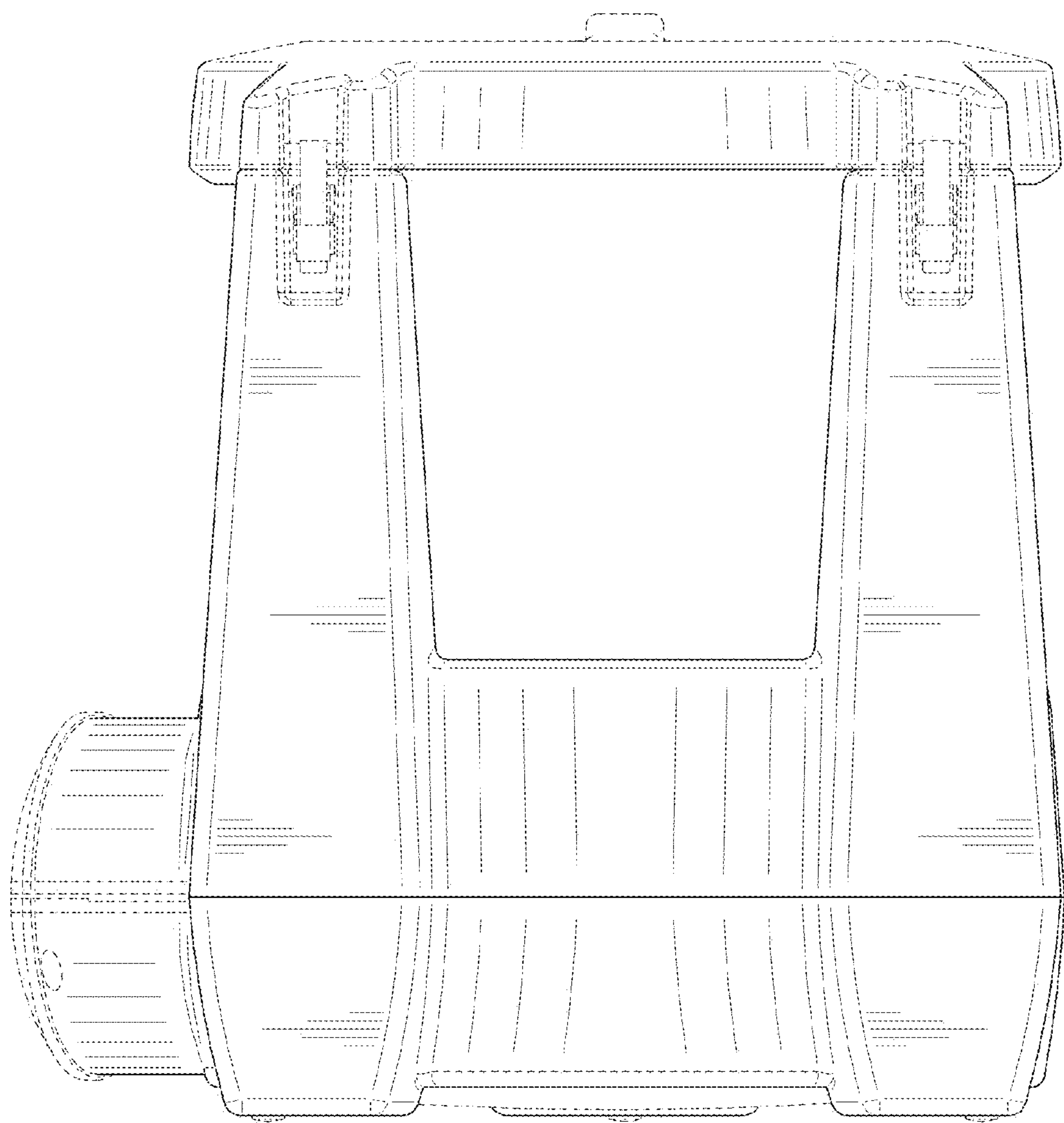


FIG. 5




FIG. 6

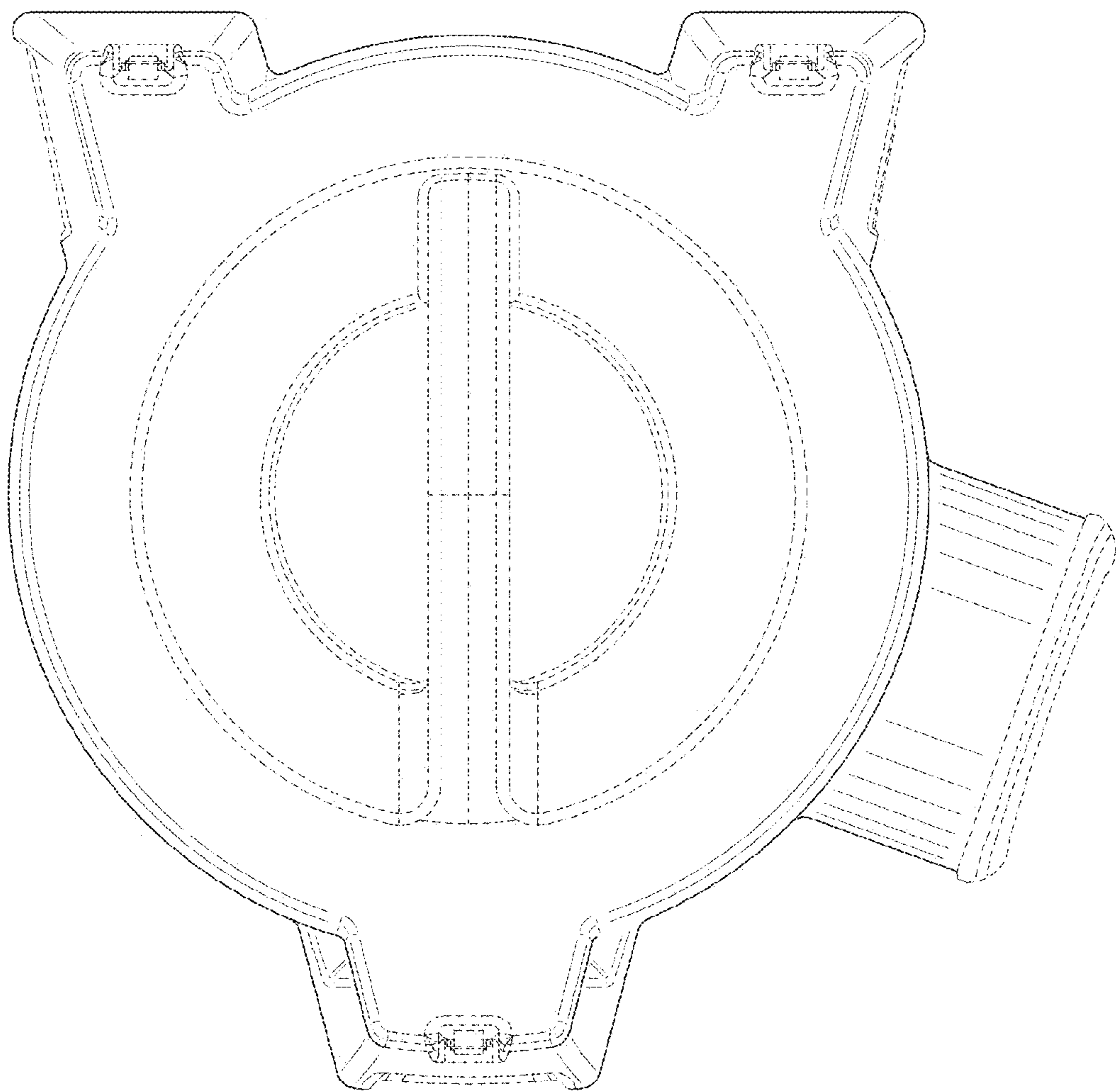
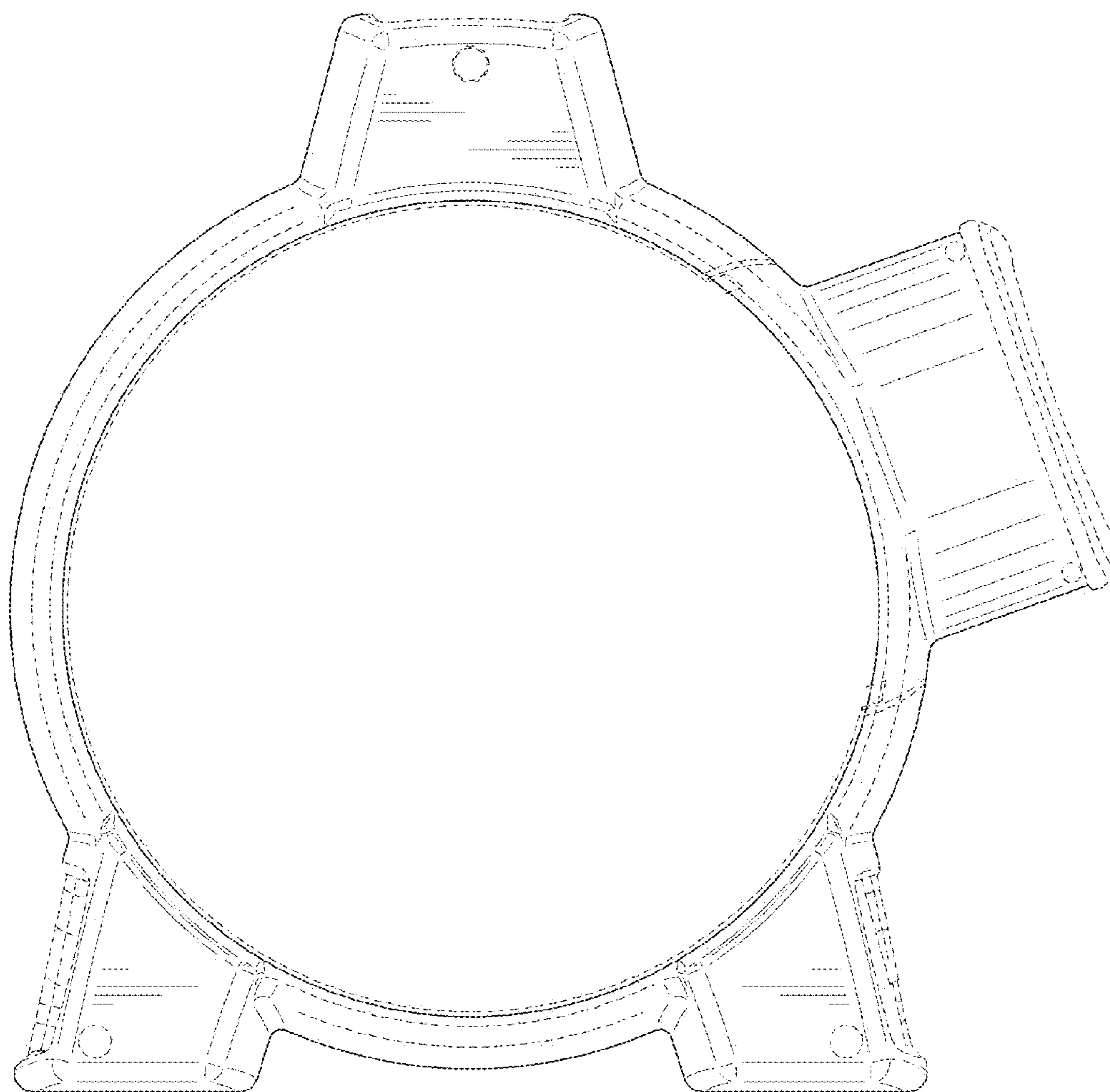


FIG. 7



UNITED STATES PATENT AND TRADEMARK OFFICE
CERTIFICATE OF CORRECTION

PATENT NO. : D732,647 S
APPLICATION NO. : 29/449570
DATED : June 23, 2015
INVENTOR(S) : McPhilliamy et al.

Page 1 of 9

It is certified that error appears in the above-identified patent and that said Letters Patent is hereby corrected as shown below:

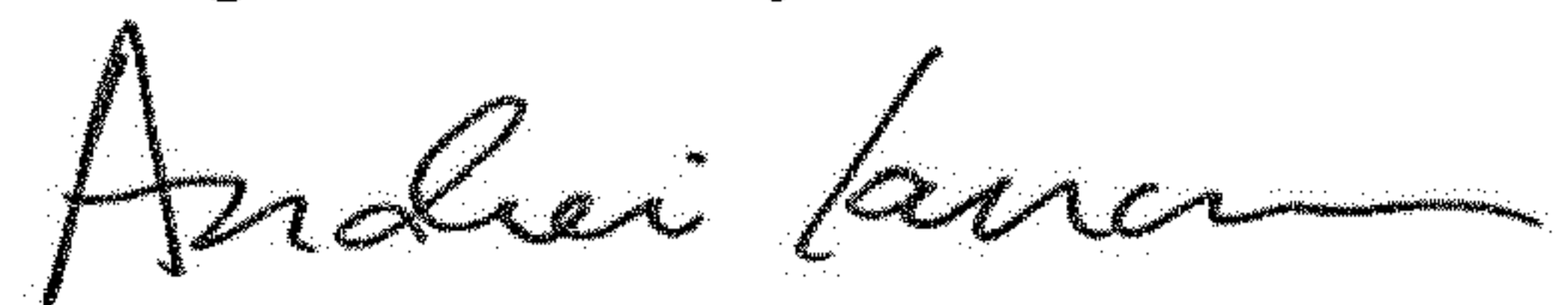
On the Title Page

The title page showing illustrative figure should be deleted to be replaced with the attached title page.

In the Drawings

Figs. 1-7 should be replaced with the corrected Figs. 1-7 as shown on the attached pages.

Signed and Sealed this
Eighteenth Day of June, 2019

A handwritten signature in black ink, appearing to read "Andrei Iancu", with a stylized, flowing script.

Andrei Iancu
Director of the United States Patent and Trademark Office

(12) **United States Design Patent**
McPhilliamy et al.

(10) **Patent No.:** **US D732,647 S**
(45) **Date of Patent:** **** Jun. 23, 2015**

(54) **AIR FILTRATION DEVICE**

(71) Applicant: **Illinois Tool Works Inc.**, Glenview, IL (US)

(72) Inventors: **Stephen J. McPhilliamy**, Chicago, IL (US); **Antonio J. Belton**, Richton Park, IL (US); **John S. White, Jr.**, Chicago, IL (US)

(73) Assignee: **Illinois Tool Works Inc.**, Glenview, IL (US)

(**) Term: **14 Years**

(21) Appl. No.: **29/449,570**

(22) Filed: **Mar. 15, 2013**

(51) **LOC (10) Cl.** **23-04**

(52) **U.S. Cl.**
USPC **D23/355**

(58) **Field of Classification Search**
USPC D23/364, 365, 209, 363, 358, 386, 354, D23/341; 55/385.3, 502, 497, 506, 505, 55/521, 495, 422, 493, DIG. 30; 210/435, 210/130, 136, 248, 339, 448, 452, 497.1; D15/5
CPC .. B01D 46/446; B01D 46/0041; B01D 46/30; B01D 46/0086; B01D 46/0024; B01D 46/44; B01D 46/444; B01D 46/46
See application file for complete search history.

(56) **References Cited**

U.S. PATENT DOCUMENTS

3,780,260 A * 12/1973 Elsner 392/392

4,629,482 A 12/1986 Davis

4,658,707 A 4/1987 Hawkins et al.

4,772,297 A 9/1988 Anzai

4,786,295 A 11/1988 Newman et al.

4,859,220 A 8/1989 Leber et al.

4,960,143 A 10/1990 Dore et al.

D320,071 S * 9/1991 Cook D23/356

5,069,691 A 12/1991 Travis et al.

5,163,818 A 11/1992 Betsill et al.

5,230,723 A 7/1993 Travis et al.

5,433,763 A 7/1995 Shagott et al.

D365,388 S 12/1995 Williams

D365,389 S 12/1995 Williams

(Continued)

FOREIGN PATENT DOCUMENTS

CN 101010142 A 8/2007

WO WO 2006/012520 A2 2/2006

OTHER PUBLICATIONS

International Search Report and Written Opinion for International Application No. PCT/US2014/024800, mailed Oct. 13, 2014 (16 pages).

(Continued)

Primary Examiner David Muller

Assistant Examiner — Nathan Johnston

(74) *Attorney, Agent, or Firm* — Neal, Gerber & Eisenberg LLP

(57) **CLAIM**

The ornamental design for an air filtration device, as shown and described herein.

DESCRIPTION

FIG. 1 is a top perspective view of an air filtration device of our new design,
FIG. 2 is a front elevation view thereof;
FIG. 3 is a right side elevation view thereof;
FIG. 4 is a rear elevation view thereof;
FIG. 5 is a left side elevation view thereof;
FIG. 6 is a top plan view thereof; and,
FIG. 7 is a bottom plan view thereof.
The broken line showing of parts of the drawings is included for the purpose of illustrating use and environment and forms no part of the claimed design.

1 Claim, 7 Drawing Sheets

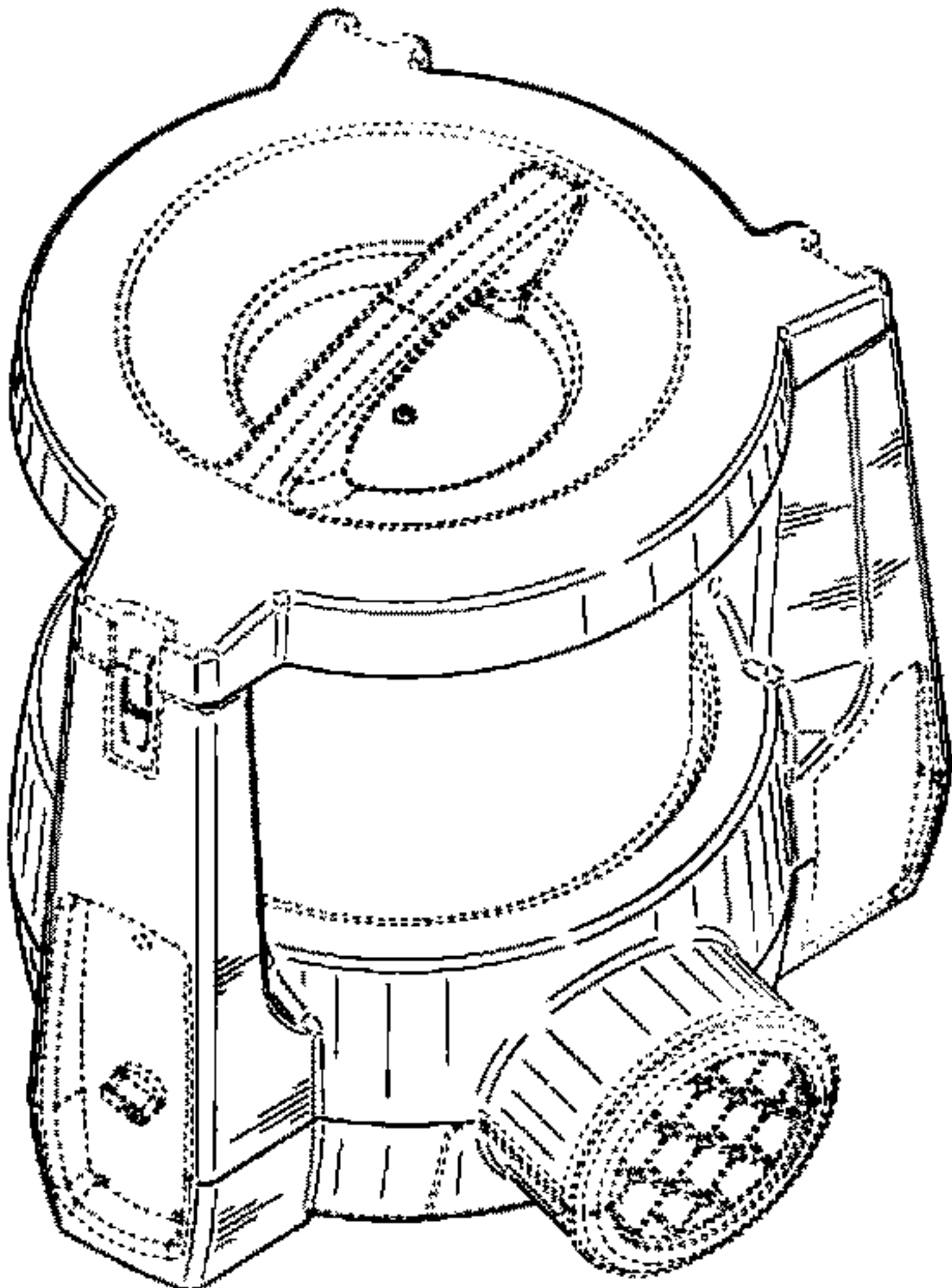


FIG. 1

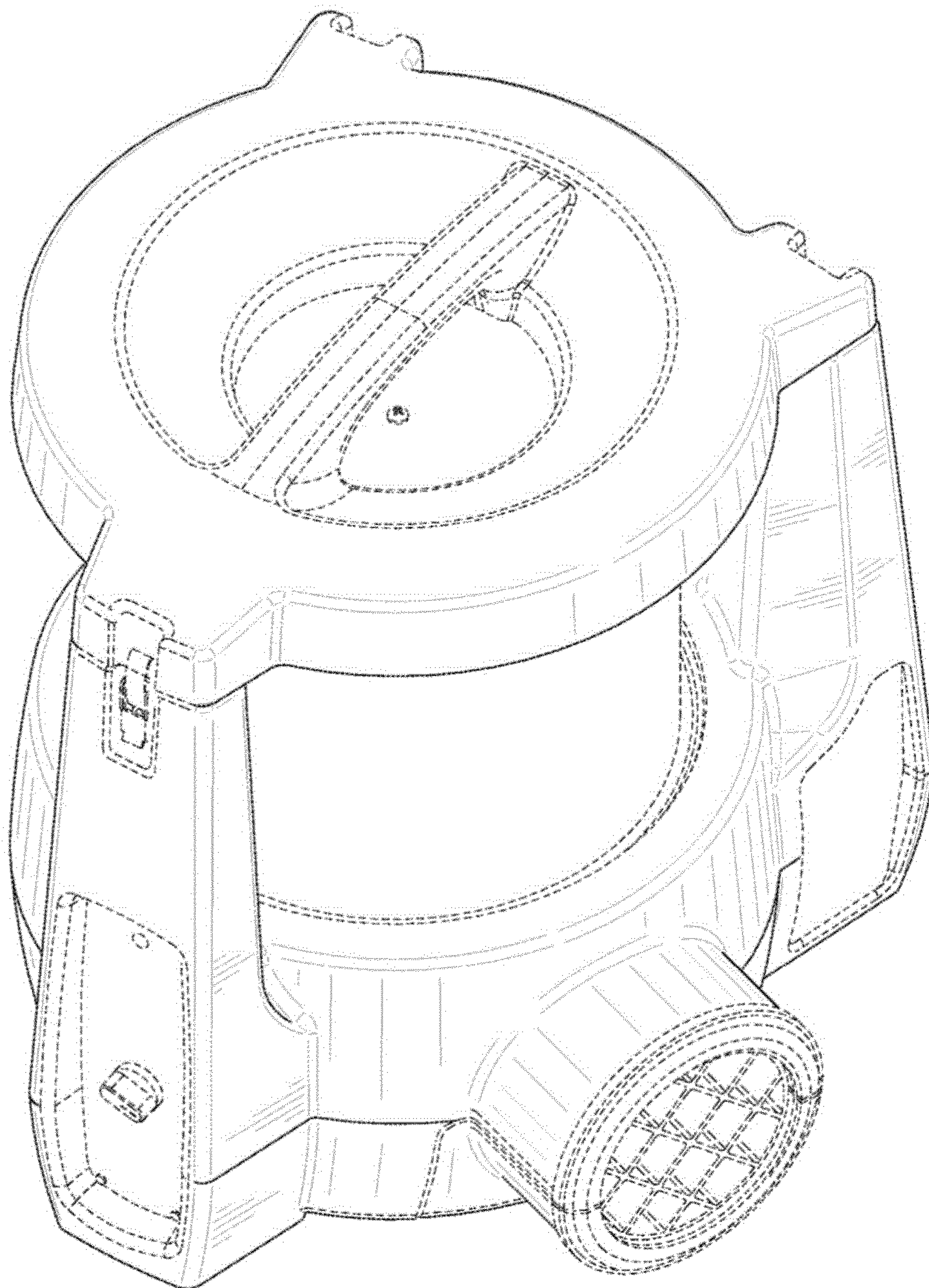


FIG. 2

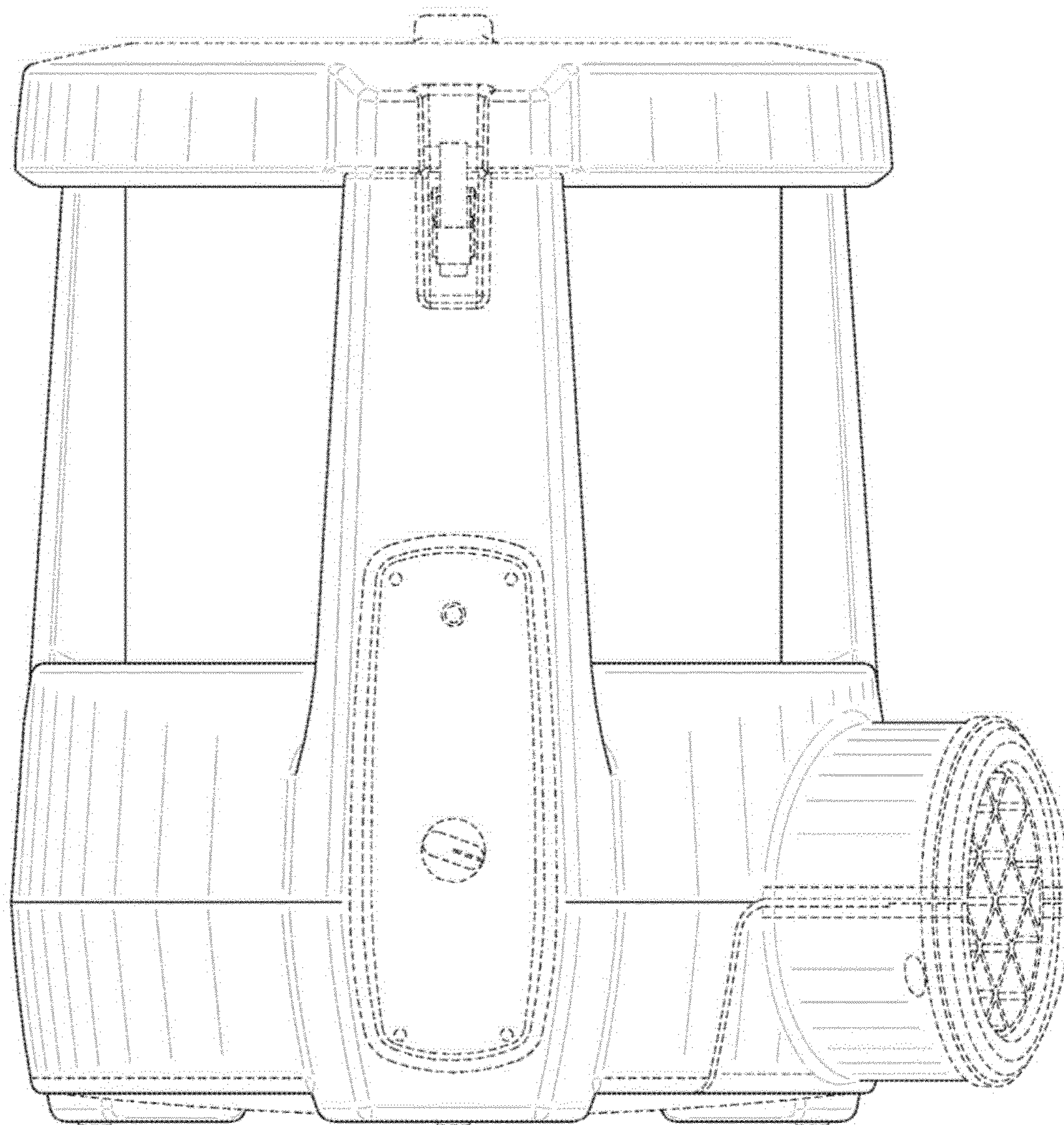


FIG. 3




FIG. 4

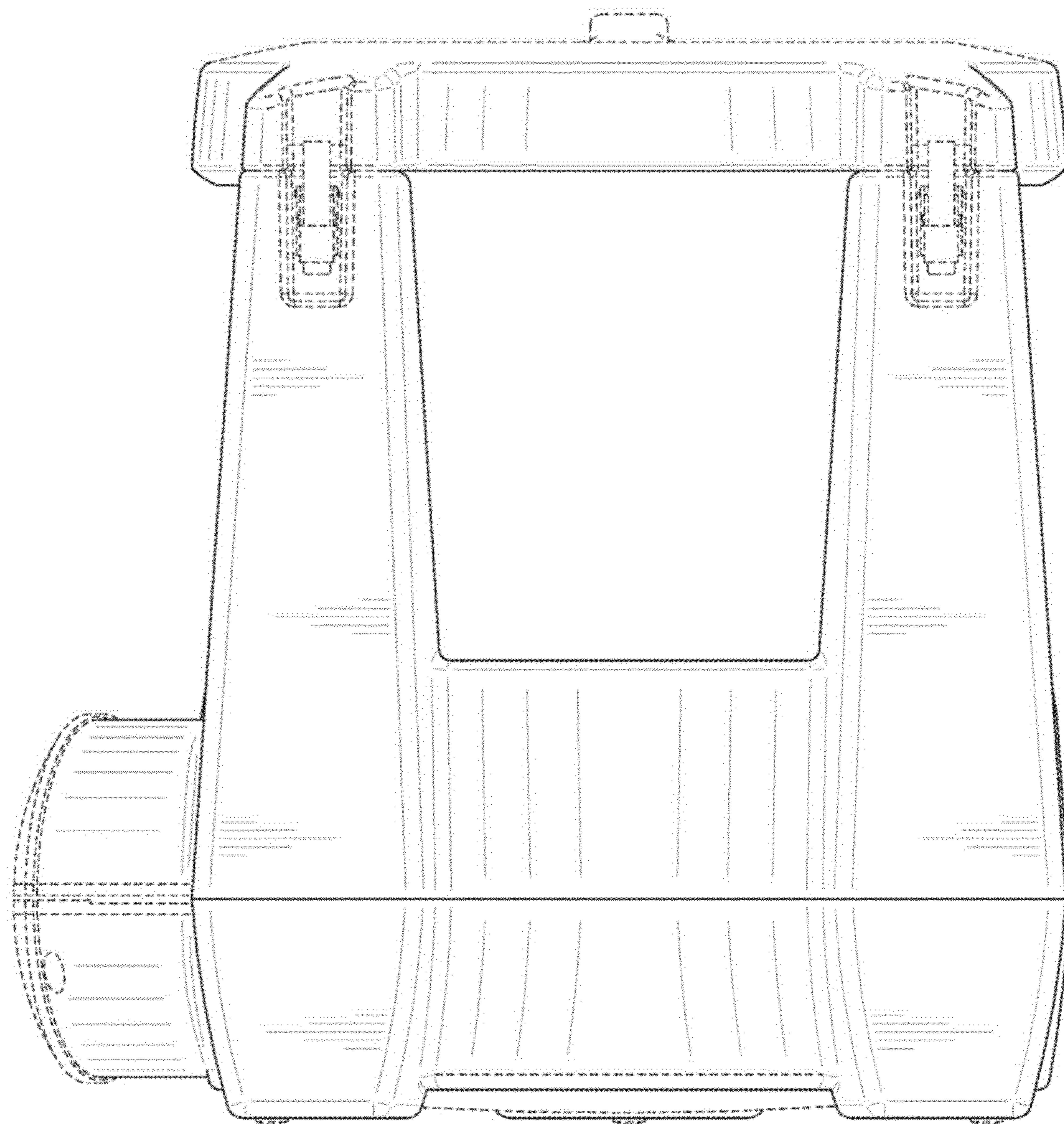


FIG. 5

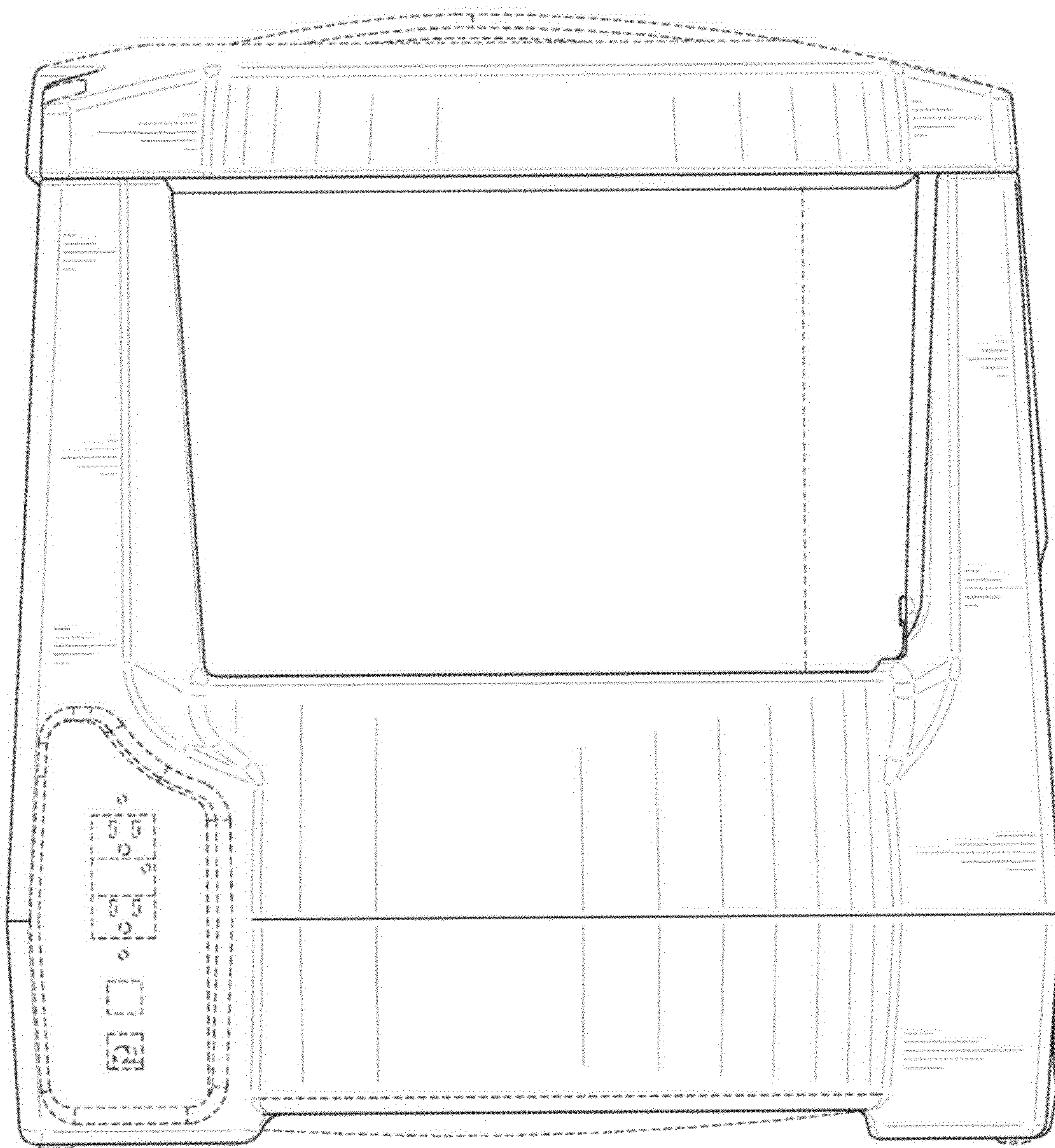


FIG. 6

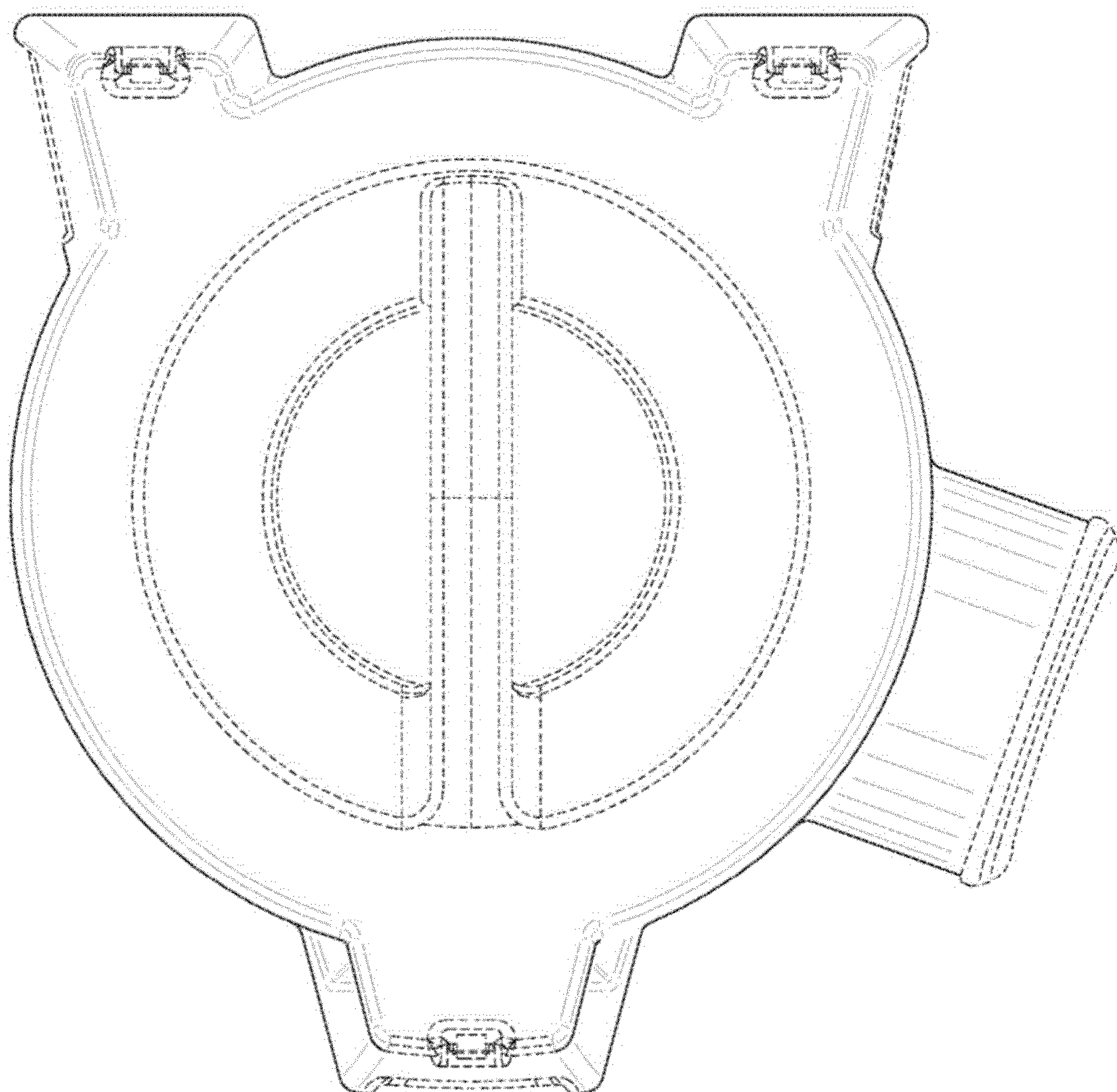


FIG. 7

