



US00D732626S

(12) **United States Design Patent**
Troy

(10) **Patent No.:** **US D732,626 S**

(45) **Date of Patent:** **** Jun. 23, 2015**

(54) **FIREARM HAND GUARD HAVING SURFACE ORNAMENTATION**

(71) Applicant: **Stephen P. Troy**, West Springfield, MA (US)

(72) Inventor: **Stephen P. Troy**, West Springfield, MA (US)

(73) Assignee: **TROY INDUSTRIES, INC.**, West Springfield, MA (US)

(**) Term: **14 Years**

(21) Appl. No.: **29/471,356**

(22) Filed: **Oct. 30, 2013**

(51) **LOC (10) Cl.** **22-01**

(52) **U.S. Cl.**
USPC **D22/108**

(58) **Field of Classification Search**
USPC D22/108; 362/109-114; 42/90, 94, 114, 42/117, 124-127, 131, 146
CPC F41C 23/10; F41C 23/14; F41C 23/16; F41C 23/18

See application file for complete search history.

(56) **References Cited**

U.S. PATENT DOCUMENTS

8,507,077	B1 *	8/2013	Bentley	428/195.1
D707,782	S *	6/2014	Burnham	D22/108
D708,694	S *	7/2014	Wells et al.	D22/108
D715,885	S *	10/2014	Silvers et al.	D22/108
D717,908	S *	11/2014	Montes	D22/108

* cited by examiner

Primary Examiner — Michael A Pratt

(74) *Attorney, Agent, or Firm* — Grossman, Tucker, Perreault & Pflieger, PLLC

(57) **CLAIM**

The ornamental design for firearm hand guard having surface ornamentation, as shown and described.

DESCRIPTION

FIG. 1 is a top view of the firearm hand guard having surface ornamentation.

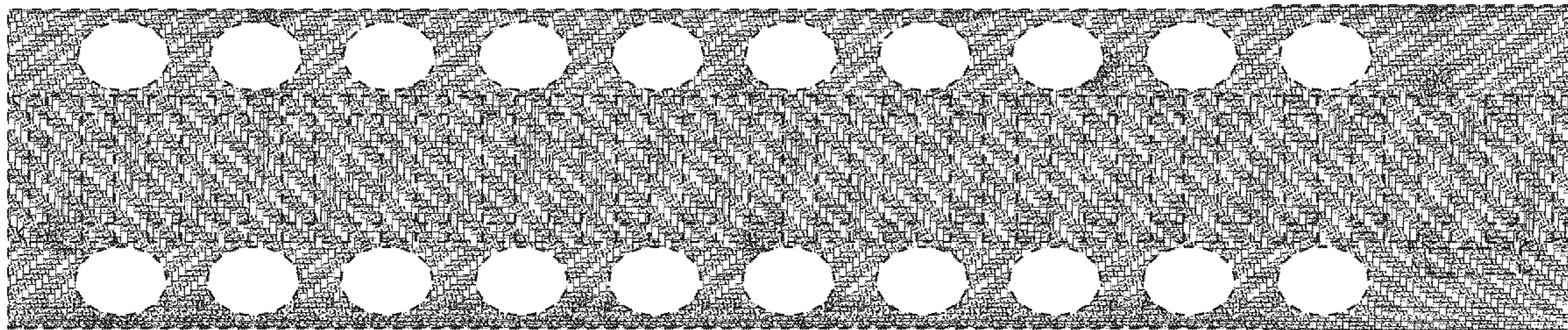
FIG. 2 is a bottom view of the firearm hand guard shown in FIG. 1.

FIG. 3 is a side view of the firearm hand guard shown in FIG. 1; and,

FIG. 4 is an end view of the firearm hand guard shown in FIG. 1.

The broken lines are included for the purpose of illustrating the unclaimed portions of the article and form no part of the claim.

1 Claim, 2 Drawing Sheets



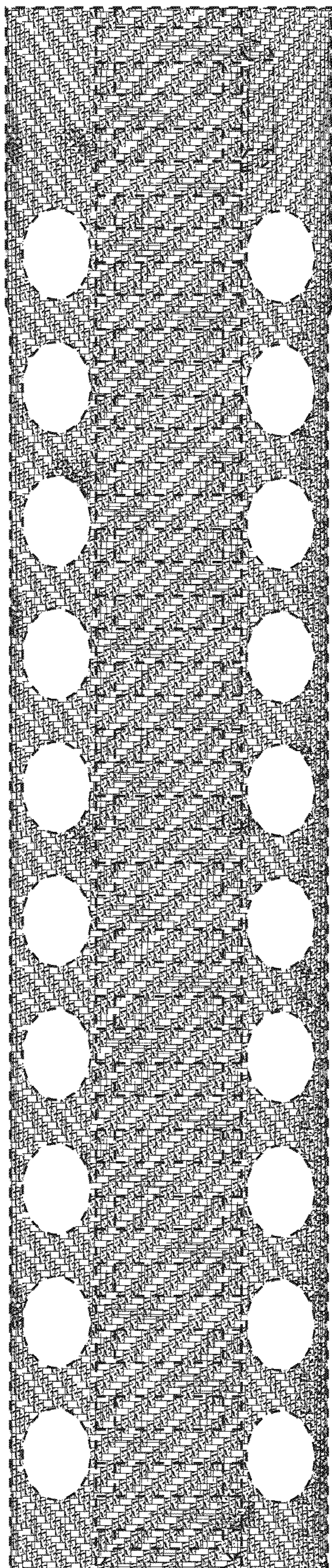


FIG. 1




FIG. 2




FIG. 3

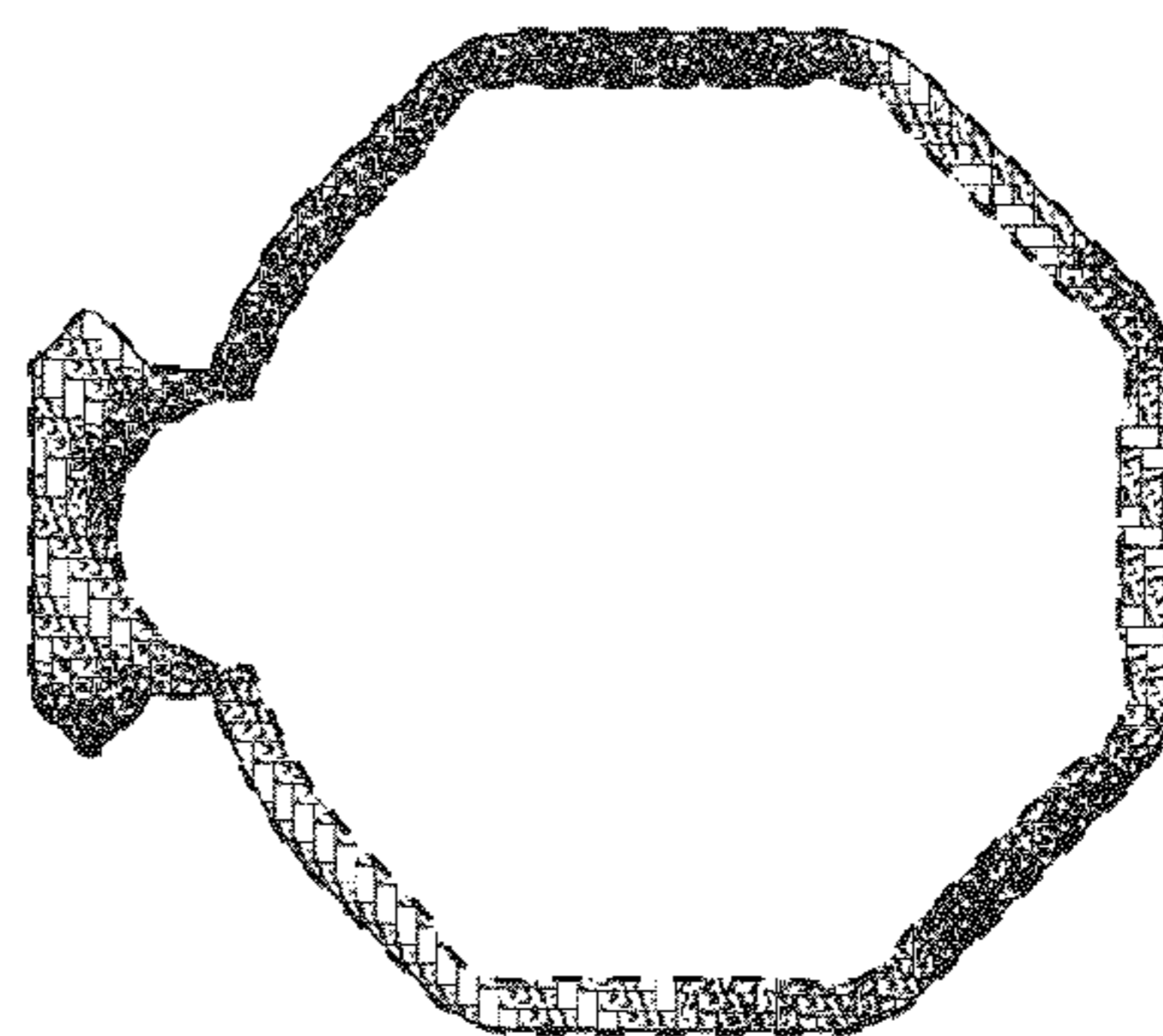


FIG. 4