



US00D732603S

(12) **United States Design Patent**
Johnson

(10) **Patent No.:** **US D732,603 S**
(45) **Date of Patent:** **** Jun. 23, 2015**

(54) **WEARABLE STOCKING FOR GLASSES**

(71) Applicant: **Gregory Michael Johnson**, Redmond, WA (US)

(72) Inventor: **Gregory Michael Johnson**, Redmond, WA (US)

(**) Term: **14 Years**

(21) Appl. No.: **29/486,377**

(22) Filed: **Mar. 28, 2014**

(51) **LOC (10) Cl.** **16-06**

(52) **U.S. Cl.**
USPC **D16/341**

(58) **Field of Classification Search**

USPC D16/320, 333, 332, 325, 326, 328, 321, D16/318, 310, 309, 306, 300, 335, 334, 136, D16/330, 336, 338, 340, 341, 339, 327, 323, D16/303, 329, 301, 337, 342; 24/58; D11/82, 49, 57, 58, 239, 224, 208, 133, D11/95, 33; 2/12, 442, 445, 447; 351/124, 351/69, 41, 137, 138, 139, 131, 132, 136, 351/65, 76, 78, 79, 87, 88; D3/219; D20/22, 40; D5/63, 56; D8/19
CPC A63B 33/002; A61M 16/0683; B63C 2011/128; G02C 3/003; G02C 2200/08; A41D 13/1161; A44B 11/006
See application file for complete search history.

(56) **References Cited**

U.S. PATENT DOCUMENTS

3,993,403	A *	11/1976	Brown	351/178
D322,446	S *	12/1991	Bell, Jr.	D16/335
5,440,355	A *	8/1995	Ross	351/122
D618,272	S *	6/2010	Daniel	D16/336
D628,230	S *	11/2010	Tobey	D16/339
D655,743	S *	3/2012	Abrahamoff	D16/336
D684,623	S *	6/2013	Tobey	D16/339
2013/0093993	A1 *	4/2013	Chang	351/41

OTHER PUBLICATIONS

Flak Jacket Earsocks—by Oakley—found Aug. 5, 2014—posted 2010—on http://www.amazon.com/Oakley-Jacket-Earsock-Nose-piece-White/dp/B002YOQ0SQ/ref=sr_1_4?ie=UTF8&qid=1407250167&sr=8-4&keywords=oakley+earsocks.*

* cited by examiner

Primary Examiner — Robert M Spear

Assistant Examiner — Eliza Bennett-Hattan

(74) *Attorney, Agent, or Firm* — Patrick J. S. Inouye; Leonid Kisselev

(57) **CLAIM**

The ornamental design for a wearable stocking for glasses, substantially as shown and described.

DESCRIPTION

FIG. 1 is a perspective view showing a wearable stocking for glasses.

FIG. 2 is a right elevational view of the wearable stocking for glasses of FIG. 1.

FIG. 3 is a left elevational view of the wearable stocking for glasses of FIG. 1.

FIG. 4 is a top plan view of the wearable stocking for glasses of FIG. 1.

FIG. 5 is a bottom plan view of the wearable stocking for glasses of FIG. 1.

FIG. 6 is a perspective view of a wearable stocking for glasses of FIG. 1 when worn on temples of a pair of sunglasses.

FIG. 7 is a front view of the wearable stocking for glasses of FIG. 1; and,

FIG. 8 is a rear view of the wearable stocking for glasses of FIG. 1.

The broken lines shown in the drawings represent portions of the wearable stocking for glasses and a pair of sunglasses that form no part of the claimed design. The star shaped screening pattern is shown to express the overall surface pattern of the design.

1 Claim, 2 Drawing Sheets

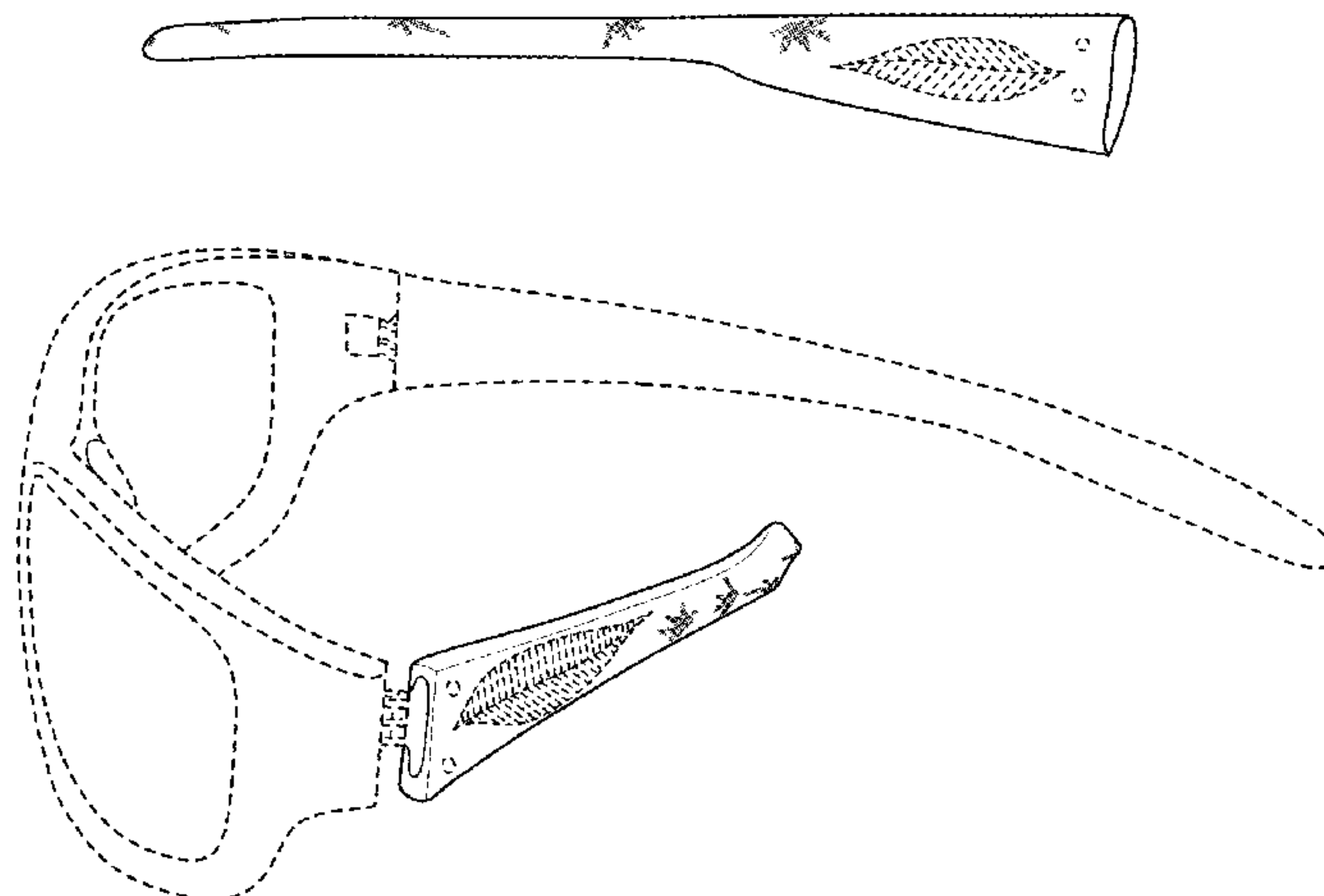


Fig. 1.




Fig. 2.




Fig. 3.




Fig. 4.

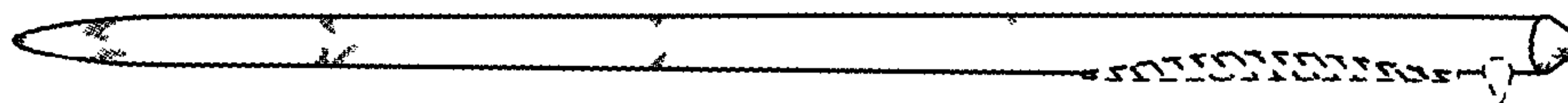


Fig. 5.




Fig. 6.

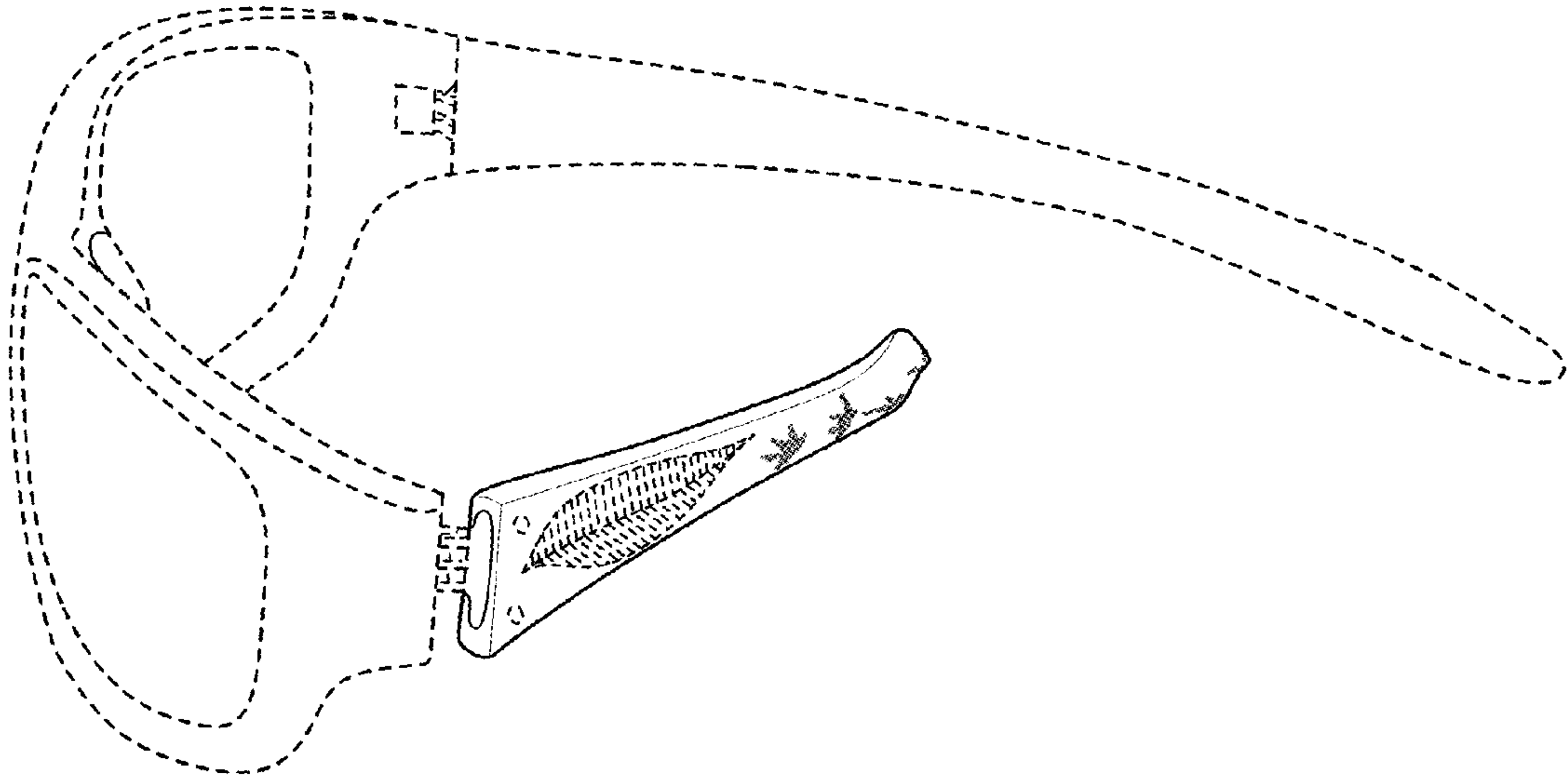


Fig. 7.

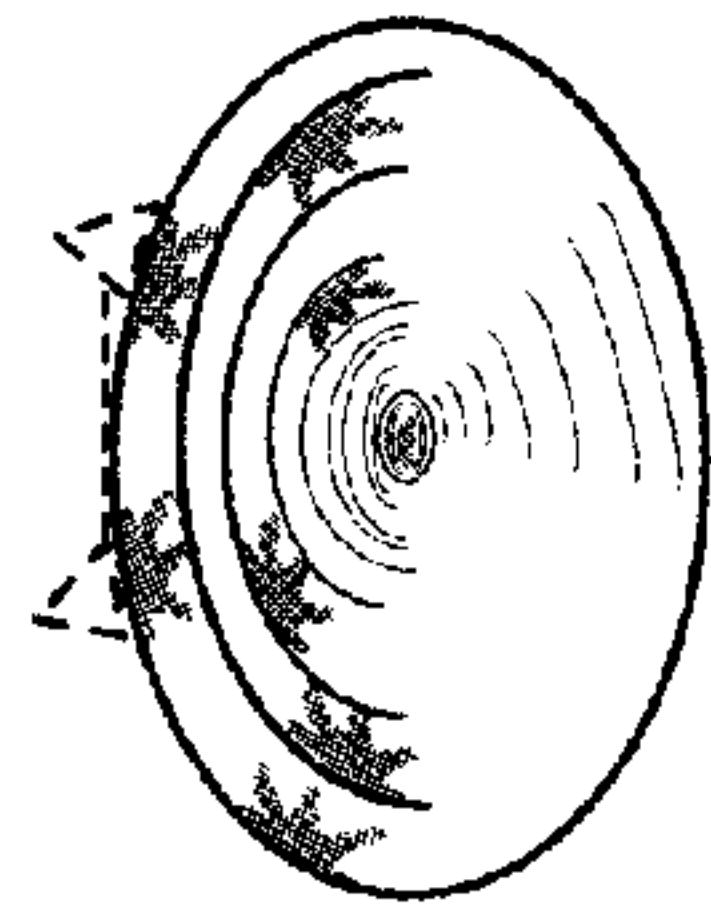


Fig. 8.

