



US00D732560S

(12) **United States Design Patent**
Capela et al.

(10) **Patent No.:** **US D732,560 S**
(45) **Date of Patent:** **** Jun. 23, 2015**

(54) **DISPLAY SCREEN OR PORTION THEREOF WITH ANIMATED GRAPHICAL USER INTERFACE**

(71) Applicant: **Apple Inc.**, Cupertino, CA (US)

(72) Inventors: **Jay Christopher Capela**, Santa Cruz, CA (US); **Jonathan Cho**, San Francisco, CA (US); **Alexander Charles MacLean**, San Jose, CA (US); **Ryan Olshavsky**, San Jose, CA (US); **Roger Rock Rosner**, Mountain View, CA (US); **Matthew Todd Schomer**, Santa Cruz, CA (US); **Ian Oakley Smith**, Mountain View, CA (US); **Evan Torchin**, San Francisco, CA (US)

(73) Assignee: **Apple Inc.**, Cupertino, CA (US)

(**) Term: **14 Years**

(21) Appl. No.: **29/457,328**

(22) Filed: **Jun. 9, 2013**

(51) **LOC (10) Cl.** **14-04**

(52) **U.S. Cl.**
USPC **D14/486**

(58) **Field of Classification Search**
USPC D14/485-495
CPC G06F 3/0482; G06F 3/04842; G06F 3/04817; G06F 3/048
See application file for complete search history.

(56) **References Cited**

U.S. PATENT DOCUMENTS

D424,543 S * 5/2000 Hodgson D14/487
6,177,932 B1 * 1/2001 Galdes et al. 715/733
D522,528 S * 6/2006 Hone et al. D14/488

D542,805 S * 5/2007 Sadler et al. D14/488
D557,275 S 12/2007 De Mar et al.
D574,396 S * 8/2008 Tomizawa et al. D14/487
D576,174 S * 9/2008 Ording et al. D14/487
D613,299 S 4/2010 Owen et al.
D671,550 S 11/2012 Chen et al.
D716,330 S * 10/2014 Chen et al. D14/486
D724,603 S * 3/2015 Williams et al. D14/485
2002/0070954 A1 6/2002 Lang
2004/0145603 A1 7/2004 Soares
2006/0284878 A1 * 12/2006 Zimmer 345/581
2008/0163114 A1 * 7/2008 Choi et al. 715/810
2010/0023865 A1 * 1/2010 Fulker et al. 715/734
2012/0254791 A1 * 10/2012 Jackson et al. 715/781
2014/0096041 A1 * 4/2014 Gowen et al. 715/753

* cited by examiner

Primary Examiner — Karen E Kearney

Assistant Examiner — John Reickel

(74) *Attorney, Agent, or Firm* — Sterne, Kessler, Goldstein & Fox P.L.L.C.

(57) **CLAIM**

The ornamental design for a display screen or portion thereof with animated graphical user interface, as shown and described.

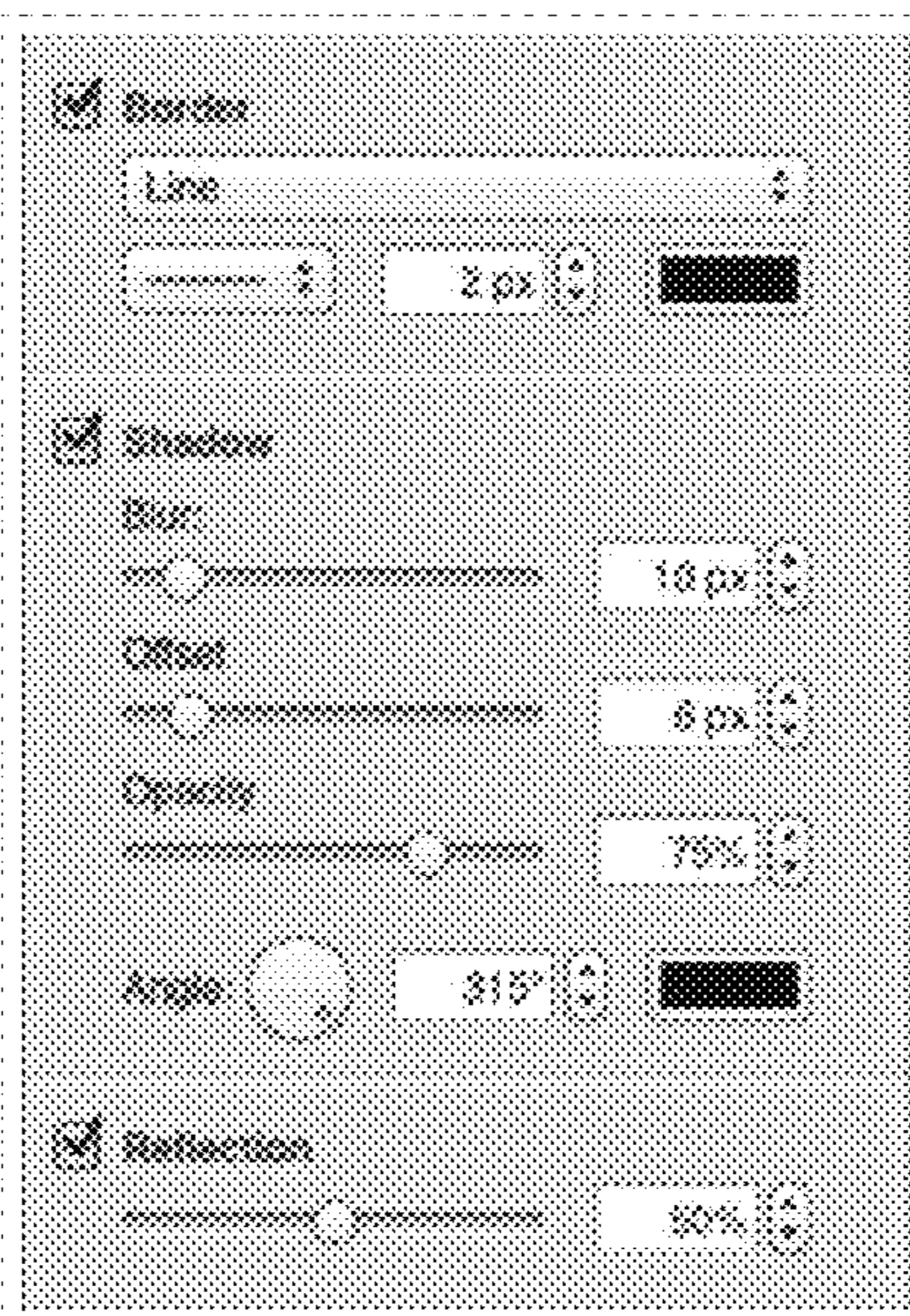

DESCRIPTION

FIG. 1 is a front view of a display screen or portion thereof with animated graphical user interface showing a first image in the sequence showing our new design; and, FIG. 2 is a second image thereof.

The broken lines around the Figures show a display screen or portion thereof, and form no part of the claimed design.

The appearance of the animated images sequentially transitions between the images shown in FIGS. 1 and 2. The process or period in which one image transitions to another forms no part of the claimed design.

1 Claim, 1 Drawing Sheet



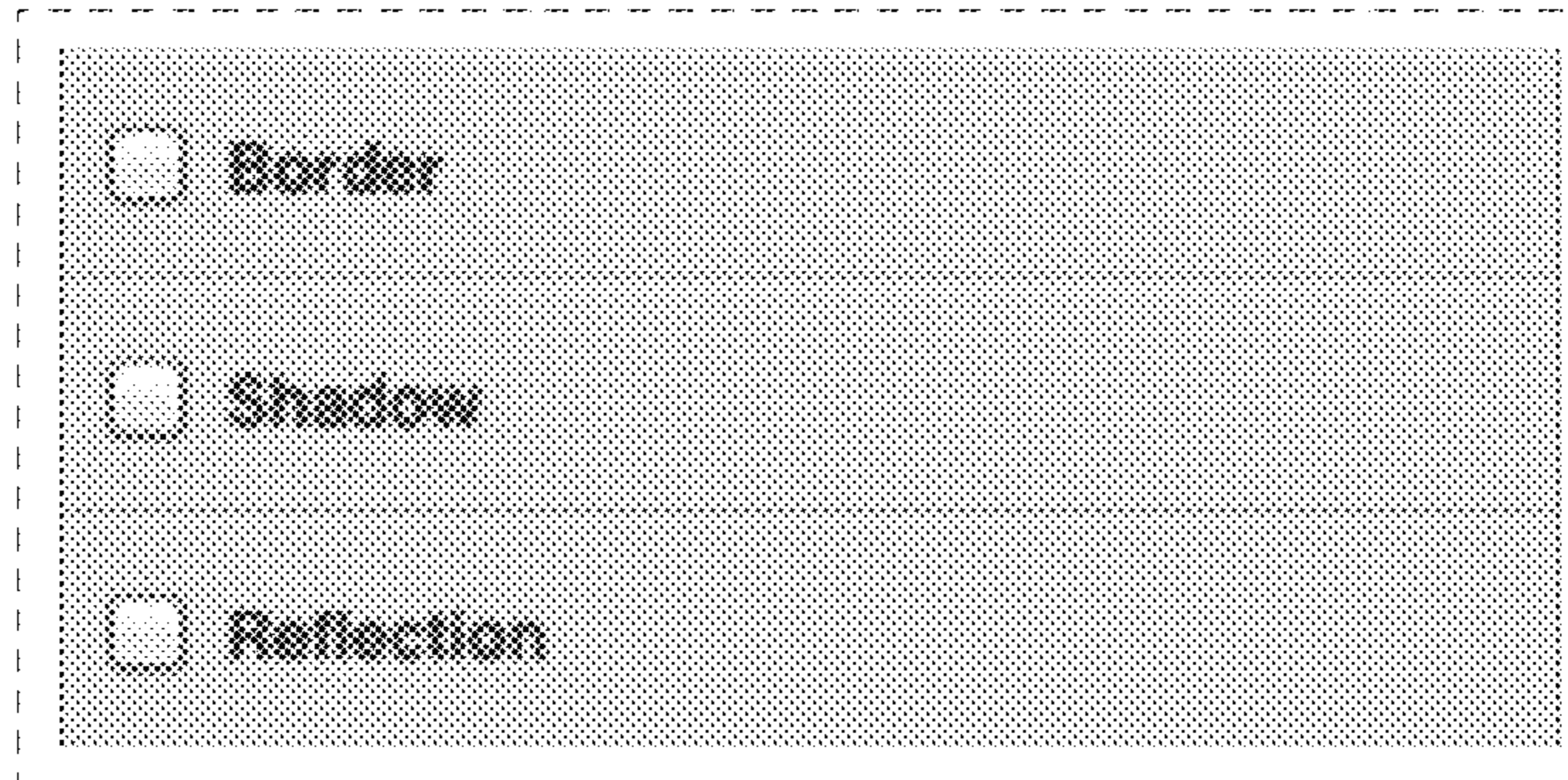


FIG. 1

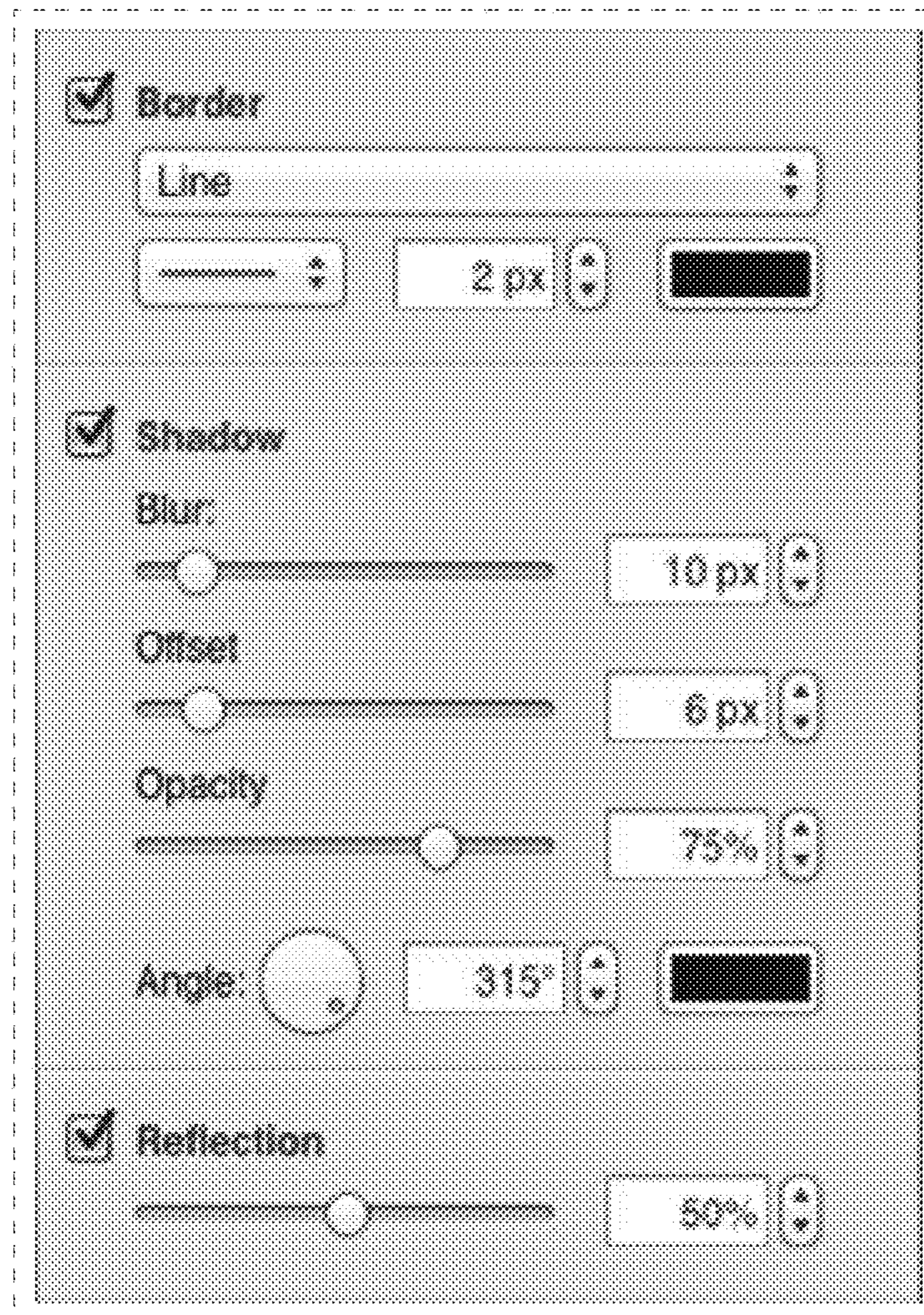


FIG. 2