



US00D732544S

(12) **United States Design Patent**
Sirichai

(10) **Patent No.:** **US D732,544 S**
(45) **Date of Patent:** **** Jun. 23, 2015**

(54) **CASE CORNER BRACKET WITH ATTACHMENT POINT FOR RETRACTABLE ELASTIC FOR SECURING A PORTABLE ELECTRONIC DEVICE**

(71) Applicant: **World Richman Manufacturing Corporation, Elgin, IL (US)**

(72) Inventor: **Saharut Sirichai, Bangkok (TH)**

(73) Assignee: **World Richman Manufacturing Corporation, Elgin, IL (US)**

(**) Term: **14 Years**

(21) Appl. No.: **29/488,619**

(22) Filed: **Apr. 22, 2014**

Related U.S. Application Data

(62) Division of application No. 29/455,395, filed on May 20, 2013, now Pat. No. Des. 707,231.

(51) **LOC (10) Cl.** **08-07**

(52) **U.S. Cl.**
USPC **D14/447**

(58) **Field of Classification Search**
USPC D14/447, 451, 452, 439, 440, 432, 457, D14/460, 461, 217, 239, 251, 253; D6/406.3, 406.4, 406.5, 406.6; 248/460, 917-924, 150, 176.1, 177.1, 248/181.1, 188.7; 361/679.02, 679.06, 361/679.07, 679.09, 679.21, 679.22, 361/679.26, 679.27, 679.3, 679.55, 679.56; D8/363, 373, 380, 403
CPC F16M 2200/00; F16M 13/00; A45C 2011/003; A45C 2011/002; A47B 2023/049; A47B 2097/005; A47B 2097/006; A47B 21/04
See application file for complete search history.

(56) **References Cited**

U.S. PATENT DOCUMENTS

D415,067	S	*	10/1999	Tung	D11/200
D482,600	S	*	11/2003	Dretzka	D8/367
D618,136	S	*	6/2010	Ward	D11/200
7,828,151	B2	*	11/2010	Murdoch et al.	206/586
D647,212	S	*	10/2011	Lavelle	D24/227
D660,454	S	*	5/2012	Lavelle	D24/227
8,201,796	B2	*	6/2012	Belyea et al.	248/345.1
D704,045	S	*	5/2014	Lavelle	D8/403
D707,231	S	*	6/2014	Sirichai	D14/447
D707,233	S	*	6/2014	Sirichai	D14/447
2009/0250367	A1	*	10/2009	Murdoch et al.	206/453
2013/0009032	A1	*	1/2013	Polletta et al.	248/440.1
2013/0213838	A1	*	8/2013	Tsai et al.	206/320
2014/0061069	A1	*	3/2014	Westrup et al.	206/37

* cited by examiner

Primary Examiner — Angela J Lee

(74) *Attorney, Agent, or Firm* — Brie A. Crawford

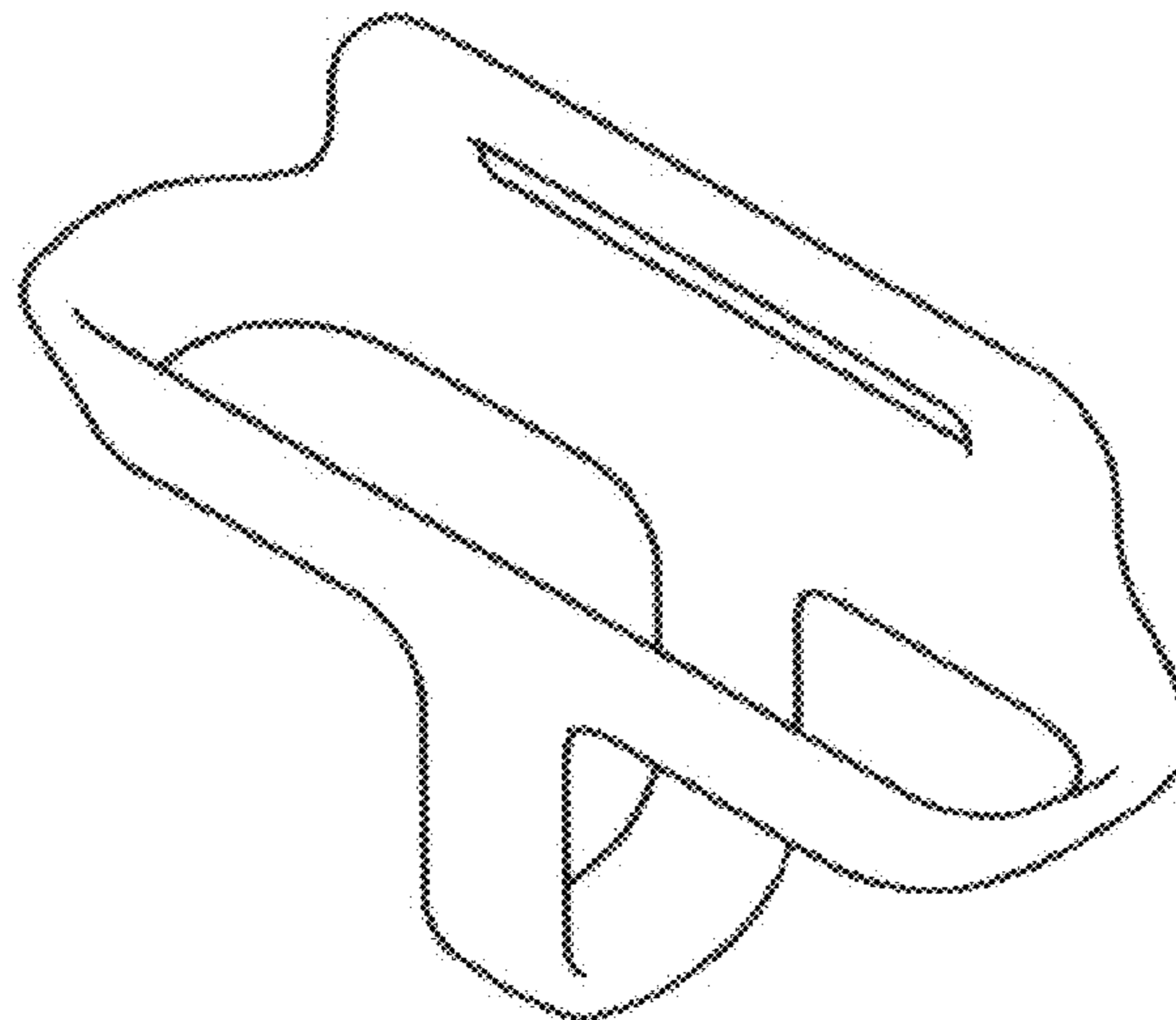
(57) **CLAIM**

The ornamental design for a case corner bracket with attachment point for retractable elastic for securing a portable electronic device, as shown and described.

DESCRIPTION

FIG. 1 is a front perspective view of a case corner bracket with attachment point for retractable elastic for securing a portable electronic device showing my new design;
FIG. 2 is a rear perspective view thereof;
FIG. 3 is a front elevation view thereof;
FIG. 4 is a rear elevation view thereof;
FIG. 5 is a side elevation view thereof;
FIG. 6 is another side elevation view thereof;
FIG. 7 is a top plan view thereof; and,
FIG. 8 is a bottom plan view thereof.

1 Claim, 2 Drawing Sheets






fig.1




fig.2

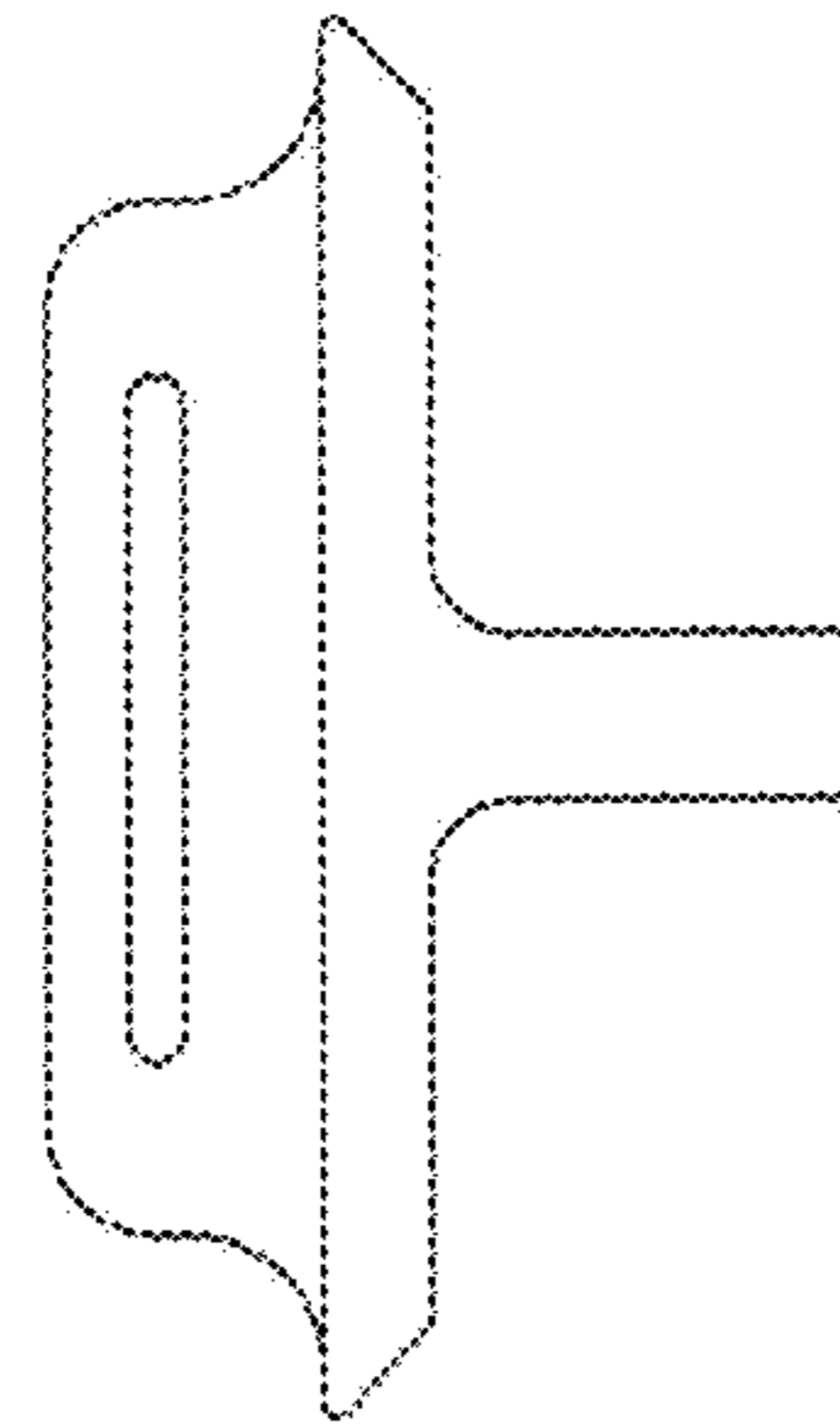


fig.3

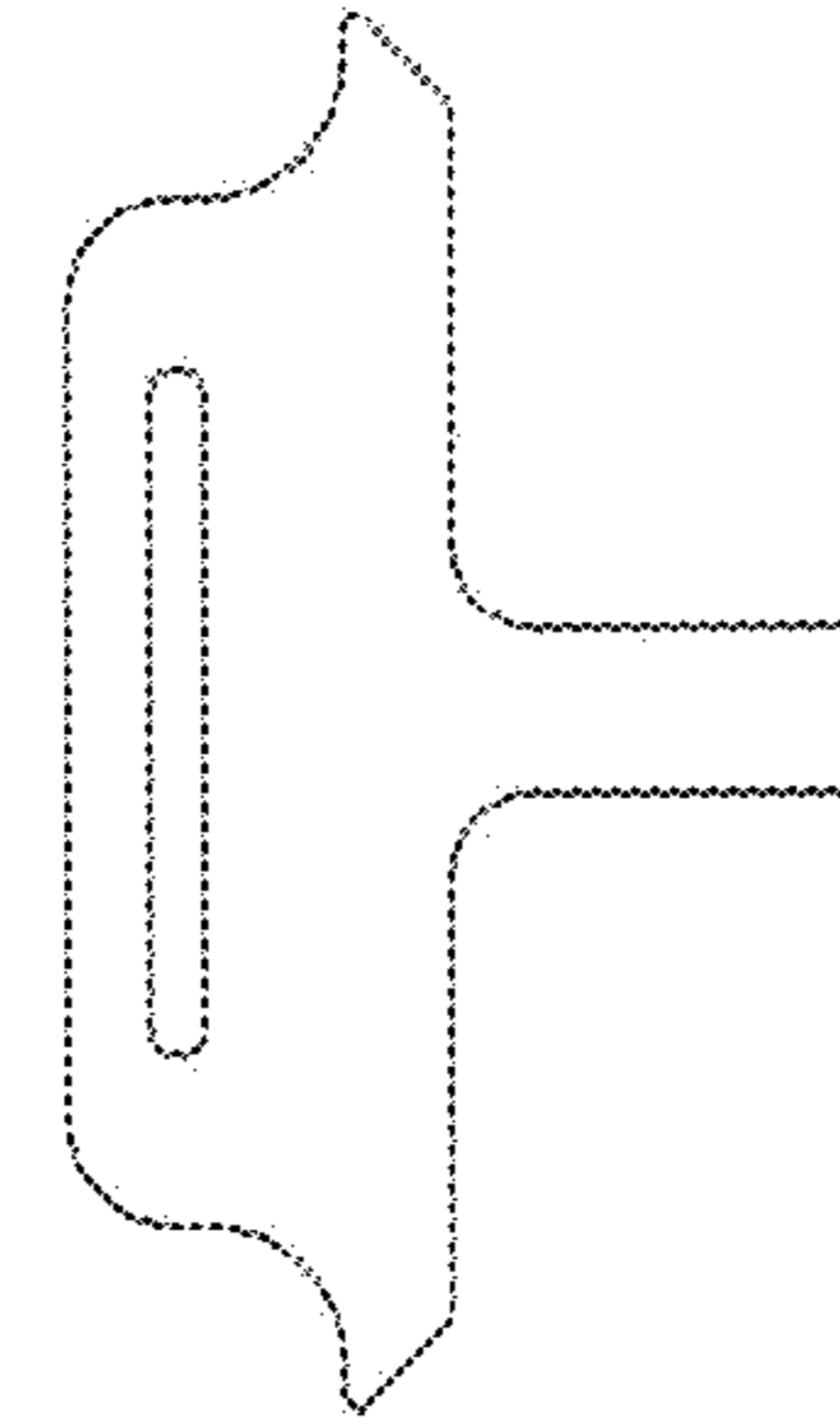


fig.4




fig. 7




fig. 8

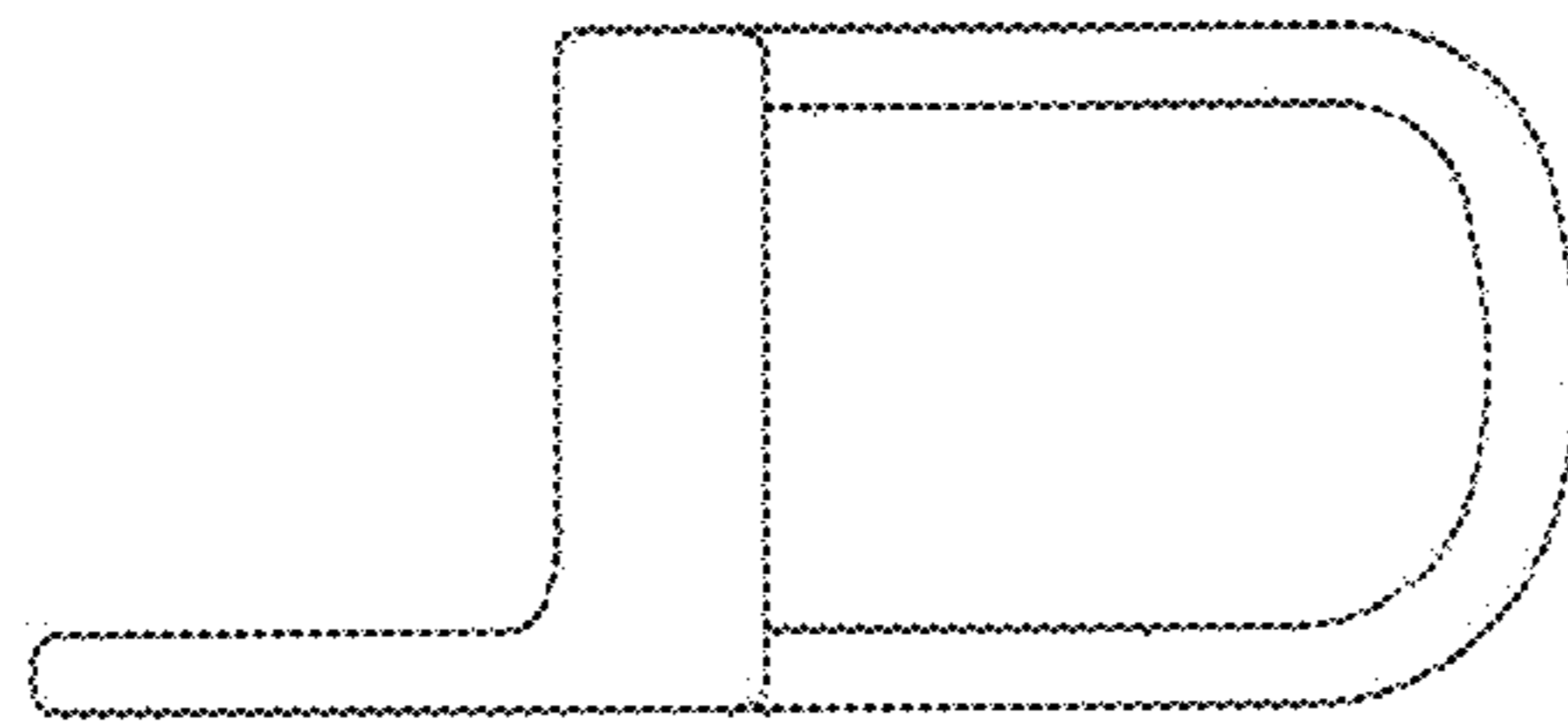


fig. 6

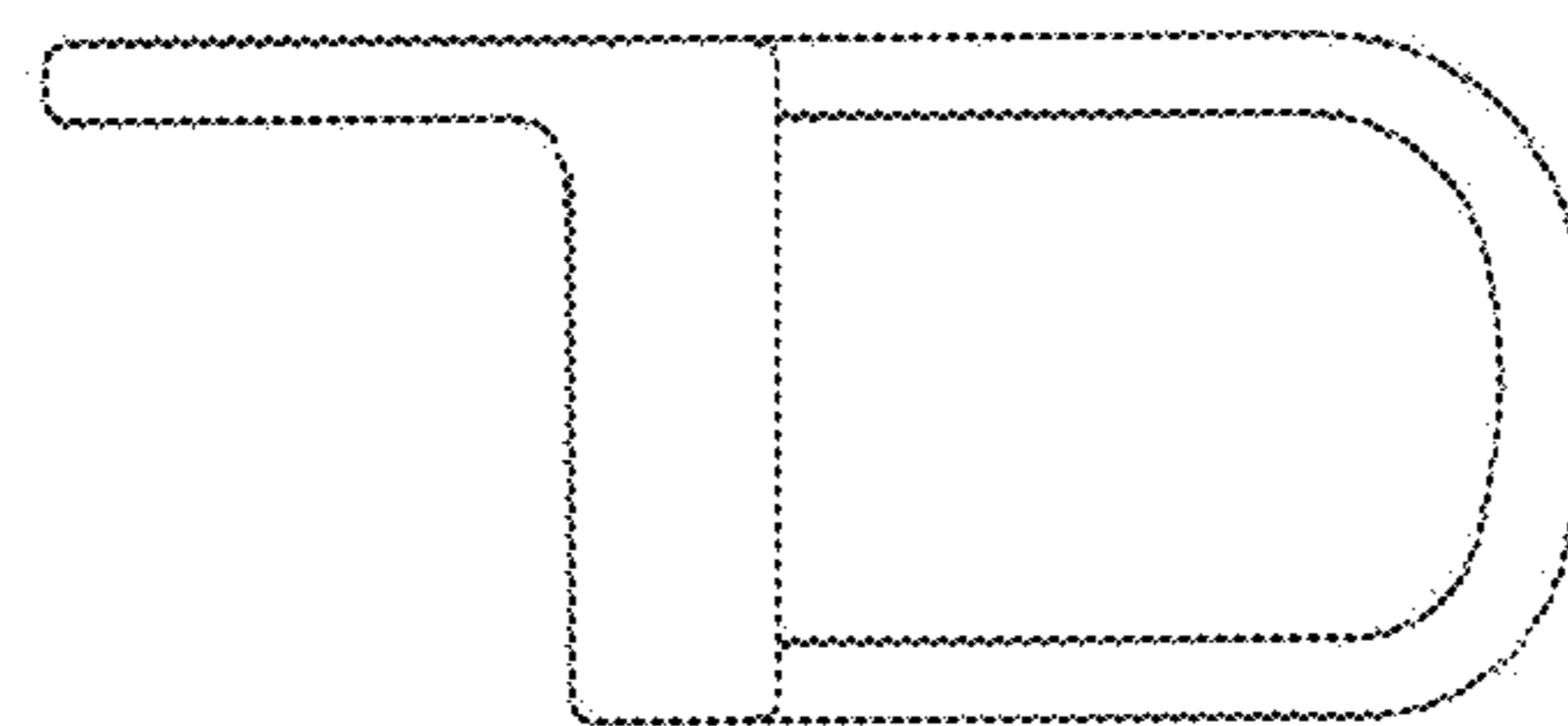


fig. 5